



MEASURE Z

ELEVATE LAKE ELSINORE

FISCAL YEAR 2022-23 MEASURE Z BUDGET CONSIDERATIONS

Measure Z Citizen Committee Meeting
Thursday, February 24, 2022

CITY'S BUDGET PROCESS

1. Departments Submits Budget & CIP Requests – Feb. 25
2. Executive Staff Review Requests & Conduct Budget Hearings with Departments – Starting April 14
3. Draft Budget Reviewed by Budget Subcommittee - TBD
4. Draft Budget Reviewed by Measure Z Citizen Committee – TBD
5. Planning Commission Public Hearing – May 17
6. Formal Adoption by City Council – June 14

STEPS TO IDENTIFY SPENDING

1. Evaluate Prior Year Spending
2. Identify Projected Revenues in Each Funding Account
3. Align Spending with City Council's Spending Priorities, Our Vision and the Dream Extreme 2040 Plan
4. Evaluate Planned Capital Projects and Emerging Community Needs
5. Budget is Always Evolving to Meet Needs of City and Community

CAPITAL IMPROVEMENT BUDGET

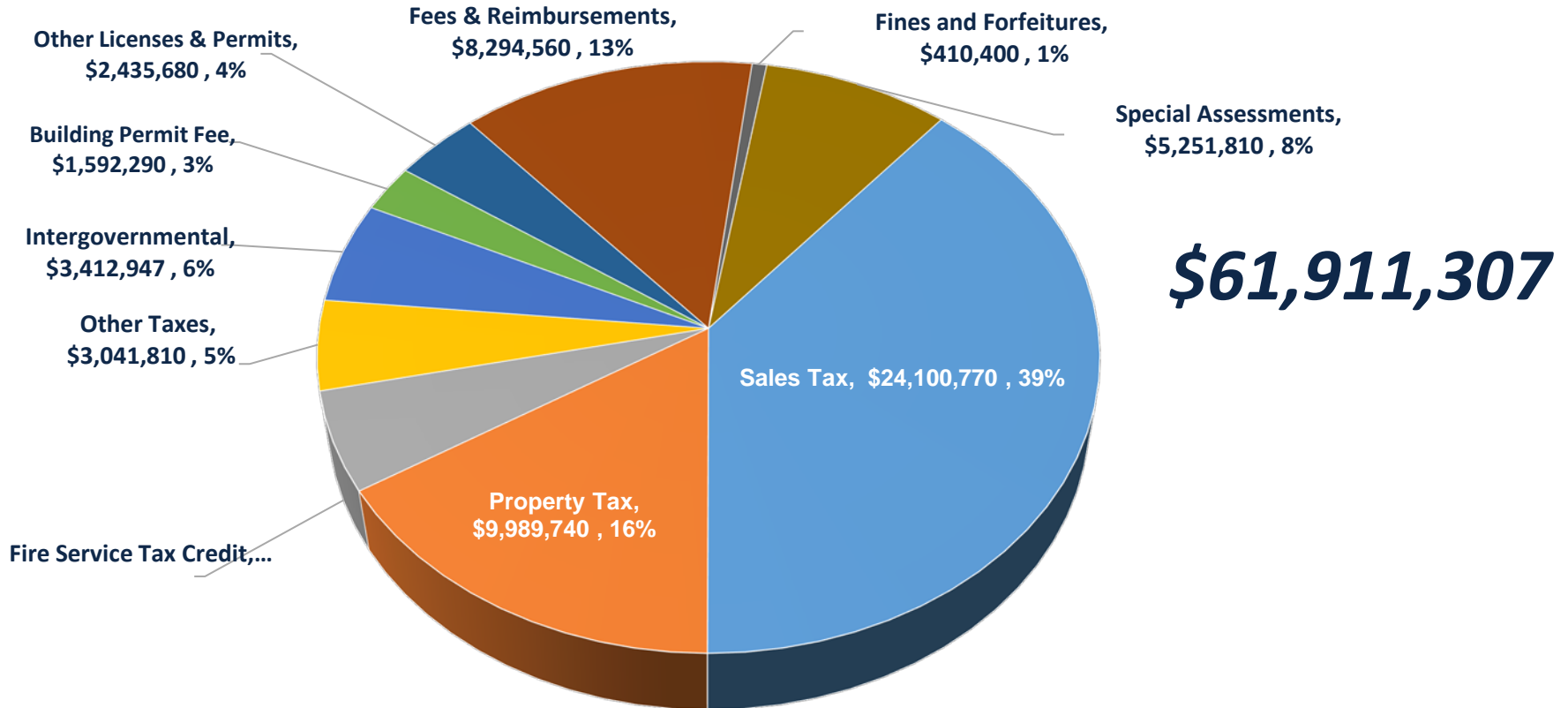
- Updated and adopted every year for five years.
 - Just adopted FY2021-22 to 2025-26 on June 22, 2021
- Outlines all City capital projects currently planned including infrastructure, roads, parks, facilities, lake and more.
- Provides detailed information regarding funding sources and project description.
- Projects can be unfunded, partially funded or fully funded.

2021-22 REVENUES

<u>General Fund Revenues</u>	<u>FY21-22</u>	<u>% Change</u>	<u>Assumption</u>
Sales Tax	\$ 24,100,770.00	104.07%	Increase due to Measure Z
Property Tax	\$ 9,584,480.00	4.79%	Increase of property values
Franchise Tax	\$ 2,612,750.00	2.99%	Average CPI
Building Permit Fee	\$ 1,592,290.00	0.00%	Status quo development activity
Property Transfer Tax	\$ 405,260.00	3.00%	Average CPI
Other Taxes	\$ 429,060.00	1.39%	Average CPI
Licenses & Permits	\$ 2,435,680.00	13.99%	Increased commercial activity
Intergovernmental	\$ 3,104,117.00	248.38%	Increase due to America's Rescue Plan (Federal)
Fees	\$ 3,351,220.00	15.54%	Increase due to City Program reinstated
Fines & Forfeitures	\$ 410,400.00	-8.19%	Decreased due to weed abatement compliance
Tax Credit	\$ 3,381,300.00	-0.97%	Decrease due to change in tax credit adjustment
Investment Earnings	\$ 308,830.00	41.43%	Average CPI
Reimbursements & Other	\$ 3,729,560.00	-4.75%	Decrease due to loss of grant reimbursement
Special Assessments	\$ 5,251,810.00	3.27%	Average CPI
Reimbursements - Public Safety	\$ 413,779.99	-20.25%	Average CPI
Reimbursements - Street Program	\$ 800,000.00	13.91%	Increase due to higher than anticipated gas prices and decreased consumption
Total Revenues	<u>\$ 61,911,306.99</u>	34.20%	

TOTAL ESTIMATED: \$61.9 MILLION

2021-22 REVENUES

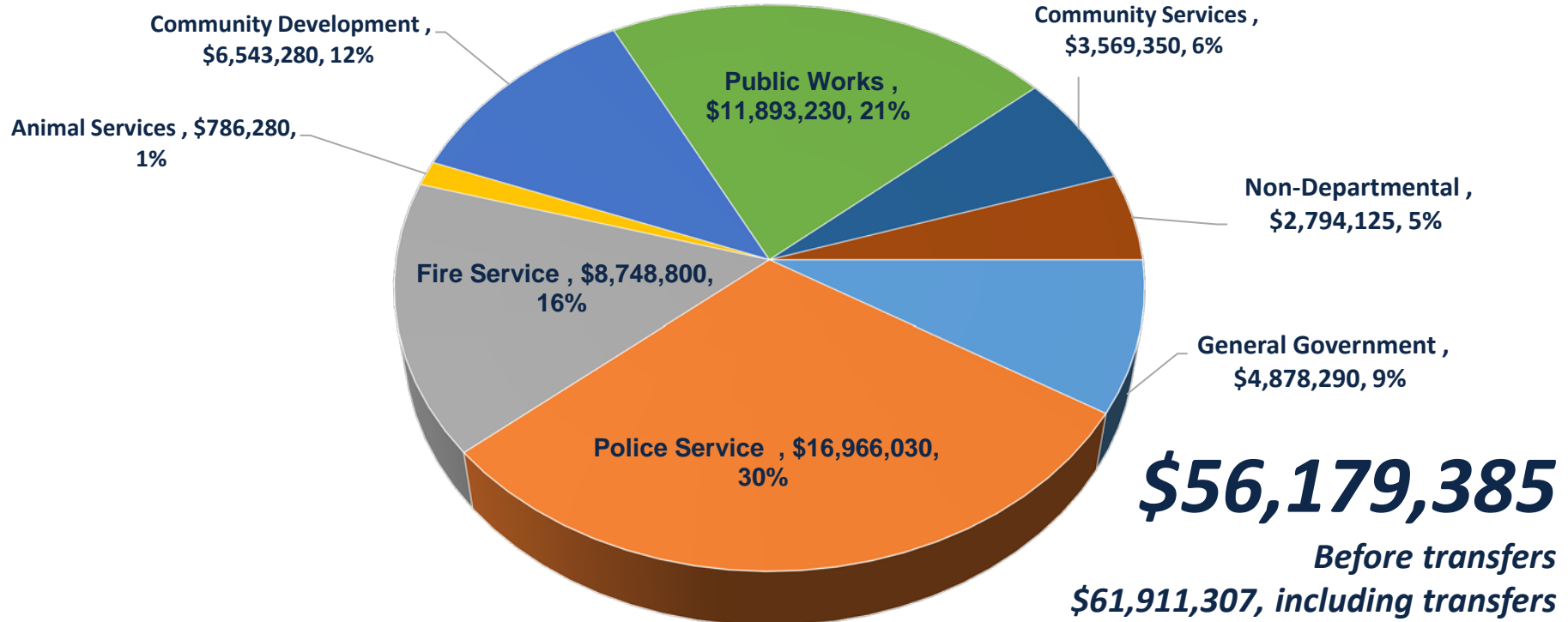


FY 2021-22 EXPENDITURES

TOTAL ESTIMATED: \$56.1 MILLION

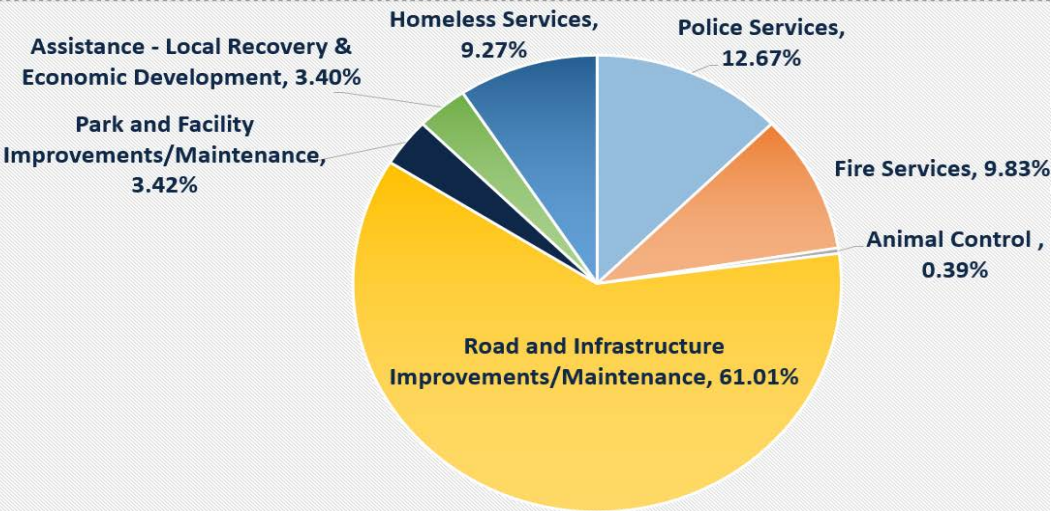
Expenditures		FY20-21
General Government	\$	4,878,290
Police Services	\$	16,966,030
Fire Services	\$	8,748,800
Animal Services	\$	786,280
Community Development	\$	6,543,280
Public Services	\$	11,893,230
Community Services	\$	3,569,350
Non-Departmental	\$	2,794,125
Total Expenditures	\$	56,179,385

FY 2021-22 EXPENDITURES



2021-22 MEASURE Z SPENDING

CITY OF LAKE ELSINORE, CALIFORNIA SELECTED ANALYSIS OF PROGRAM & CAPITAL COSTS - MEASURE Z FY2021-22 PROPOSED BUDGET SPENDING PLAN



DESCRIPTION	FY21-22 MEASURE Z
REVENUES	
Sales Tax - Measure Z - Estimated Revenues for FY2021-22	\$ 11,250,000
Sales Tax - Measure Z - Estimated Revenues for April - June 2021 (FY2020-21)	2,800,000
Sales Tax - Measure Z - Estimated Investment Earnings	104,148
Total Revenues	14,154,148
OPERATING & PROGRAM SPENDING PLAN - SUMMARY	
Total Operating Expenditures	5,518,078
CAPITAL PROJECT SPENDING PLAN	
1 COLLIER AVENUE, RIVERSIDE DR, AND CENTRAL (DEXTER TO CAMBERN)	1,356,070
2 DOWNTOWN - NEXT PHASE - MATCH	400,000
3 RICE CANYON PUBLIC SAFETY IMPROVEMENTS (FEMA GRANT)	1,125,000
4 MAIN STREET - PAVEMENT REHABILITATION	800,000
5 COLLIER CULVERT - CITY SHARE - SAFETY IMPROVEMENTS (PRIVATE DEVELC	-
6 THE AVENUES - PUBLIC SAFETY IMPROVEMENTS / INFRASTRUCTURE	600,000
7 THE AVENUES - SB1 PROJECT - FY20-21	-
8 PAVEMENT REHAB, CURB, GUTTER, SIDEWALK - EVMWD PECK AND CHESTN	450,000
9 PAVEMENT REHAB, CURB, GUTTER, SIDEWALK - EVMWD GEDGE & TRELVEN	250,000
10 POPE CIRCLE PUBLIC SAFETY IMPROVEMENTS	200,000
11 SIDEWALK - SB821 (ESTIMATED MATCH)	480,000
12 RRCR - RAILROAD CANYON AND MAIN INTERCHANGE - TRANSPORTATION ART	800,000
13 RRCR - DIAMOND DRIVE PAVEMENT REHAB & LANDSCAPING (RCTC COOP AC	1,000,000
14 RRCR - PAVEMENT REHAB - GRAPE STREET	370,000
15 UPDATE - CITYWIDE STREET - PAVEMENT MANAGEMENT INDEX	55,000
16 CITYWIDE - SLURRY	750,000
17 CITYWIDE - PAVEMENT & POTHOLES REPAIRS	-
Total Capital Project Expenditures	8,636,070
Net Funding Available	\$ -

PROJECTS COMPLETED


- ***Law Enforcement Services*** – All Complete
- ***Animal Services*** – 1.5 FTE Animal Control Officers
- ***Community Development*** - Supportive Services for The Anchor, New CBAT Team for Law Enforcement, Ongoing Weekly Clean Ups.
- ***Community Development*** –Code Enforcement Officer
- ***Public Services*** – Traffic Engineer, Ongoing Park and Public Works Improvements
- ***Infrastructure*** - Collier Avenue Pavement Rehab Project



PROJECTS UNDERWAY

Infrastructure:

- Peck & Chestnut - \$450,000
- Downtown Active Transportation - Urban Greening - \$580,000
- Pavement Management Index - \$55,000
- RR Canyon & Main Street Underpass Art Designs - \$800,000
- RR Canyon Rd., Diamond Dr. and Grape St. - \$2.17M



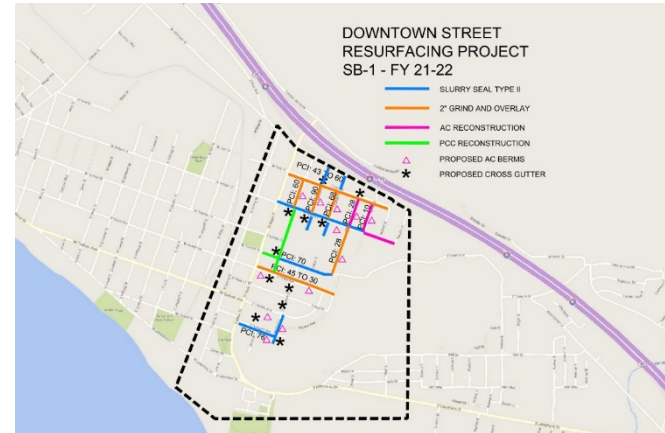
PROJECTS COMING SOON

Fire Services:

- Medic Squad - Station 10 Downtown (ORDERED, EXPECTED SOON)

Infrastructure:

- Downtown Phase 3 - \$580,000
- Main St. Pavement Rehab - \$800,000
- The Avenues Drainage - \$600,000
- SB821 Sidewalks - \$480,000
- Citywide Slurry Seal - \$750,000



KEY CONSIDERATIONS

Community Spending Priorities

- Preparing for any type of **public health** or **catastrophic emergency**.
- Effectively responding to **911 emergencies**.
- Continuing to **address homelessness** and supporting residents and families in transition.
- Improving **fire protection** and **paramedic services**.
- Keeping public areas **safe, healthy** and **clean**.
- Continuing **law enforcement services** including effectively staffed neighborhood patrols.
- Supporting residents and local businesses through our **local recovery**.

Operating vs. Capital Improvement Plan Budgets

CLOSING COMMENTS

Open discussion for questions and suggestions.

City Staff Contacts:

Shannon Buckley, Director of Administrative Services, sbuckley@lake-elsinore.org

Nicole Dailey, Deputy City Manager, ndailey@lake-elsinore.org

Jeanette Hammontree, Administrative Assistant, jhammontree@lake-elsinore.org