

APPENDIX A

APPROVED TRAFFIC IMPACT STUDY SCOPE OF WORK

MEMORANDUM

To: Mr. Richard J. MacHott
Planning Manager
City of Lake Elsinore

Date: January 30, 2017

From: Keil D. Maberry, P.E., Principal
Zawwar Saiyed, P.E., Senior Transportation Engineer
Linscott, Law & Greenspan, Engineers

LLG Ref: 2.14.3544.1

Subject: *Revised Traffic Impact Analysis (TIA) Scope of Work for the East Lake Specific Plan Amendment EIR – Lake Elsinore, California*

Linscott, Law & Greenspan, Engineers (LLG) is pleased to submit the following Traffic Impact Analysis (TIA) Scope of Work (SOW) for the East Lake Specific Plan Amendment EIR (herein referred to as the “Project”) located in the City of Lake Elsinore. The work plan summarized below has been completed based on conversations with the City of Lake Elsinore.

The work program provided herein is based on our prior work experience within the City of Lake Elsinore and our understanding of the Project. The TIA will satisfy the traffic impact requirements of the City of Lake Elsinore, the *Riverside County Transportation Department Traffic Impact Analysis Preparation Guide (April 2008)* and the *Riverside County Congestion Management Program (CMP)*.

Traffic Impact Analysis (TIA) Scope of Work

1. Project Description and Location: The East Lake Specific Plan is generally located east of Lake Elsinore, south of Lakeshore Drive, west of Mission Trail/Corydon Road and North of Grand Avenue. The East Lake Specific Plan will consist of major mixed-use development including land uses such as residential, commercial, action sports, tourism, golf course/parks, preservation/mitigation area, an airport and other uses. **Table 1** presents the land use breakdown for the East Lake Specific Plan broken down by Phase I and Buildout conditions, as well as by Planning Area. **Table 1** also details the land use breakdown specifically for the Adopted Specific Plan. **Figure 1** presents a Vicinity Map, which illustrates the general location of the East Lake Specific Plan Area and depicts the existing and future (Phase I and Buildout) study locations and surrounding street system. **Figure 2** presents the existing aerial photograph of the East Lake Specific Plan site.

Phase I for the East Lake Specific Plan is expected to be completed by Year 2022 and this horizon year will be utilized to assess the Project’s potential traffic impacts at Phase I occupancy within a near-term cumulative traffic setting.

LINSCOTT
LAW &
GREENSPAN

engineers

Engineers & Planners

Traffic
Transportation
Parking

Linscott, Law & Greenspan, Engineers

2 Executive Circle
Suite 250
Irvine, CA 92614
949.825.6175 T
949.825.6173 F
www.llgengineers.com

Pasadena
Irvine
San Diego



Philip M. Linscott, PE (1924-2000)
Jack M. Greenspan, PE (Ret.)
William A. Law, PE (Ret.)
Paul W. Wilkinson, PE
John P. Keating, PE
David S. Shender, PE
John A. Boorman, PE
Clare M. Look-Jaeger, PE
Richard E. Barretto, PE
Keil D. Maberry, PE

An LG2WB Company Founded 1966

Buildout for the East Lake Specific Plan is expected to be completed by Year 2040 and this buildout year will be utilized to assess the Project's potential traffic impacts at full occupancy under Year 2040 traffic conditions.

Figure 3 presents the East Lake Specific Plan Land Use Map prepared by the City of Lake Elsinore. **Figure 4** presents the East Lake Specific Plan Circulation Map. **Figure 5** presents the Adopted Specific Plan Land Use Map prepared by the City of Lake Elsinore. **Figure 6** presents the Adopted Specific Plan Circulation Map.

2. **Modeling Approach:** The traffic modeling for the East Lake Specific Plan (ELSP) project has been prepared using the City of Lake Elsinore Transportation and Analysis Model (LETAM). Model runs have been conducted for the Base (Year 2007) and Future (Year 2035) scenarios. To incorporate the proposed ELSP, some roadway network and socio-economic data (SED) modifications will be made in LETAM to appropriately incorporate the proposed project. These changes will be made in both the base and future model scenarios. Additionally, both the base and future year model networks do not include some of the major roads within and in the near vicinity of the project area. These roadways will be added into the model network to reflect appropriate assignment of traffic on to the study area roadway system. Appropriate SED data will be allocated to the ELSP Traffic Analysis Zones (TAZs) based on the project description information provided by the City regarding ELSP land uses. This will be done for both the Adopted Specific Plan as well as the specific plan amendment scenarios. Riverside County FAR conversion factors that are allocated for the region have been utilized to develop SED data for the project. Furthermore, county rates have also been used for converting square feet to employment for updating the SED data within the specific plan TAZs.
3. **Project Trip Assignment:** Based on the land use development totals by phase and planning area as presented previously in *Table 1*, the LETAM model will assign the trips generated by the East Lake Specific Plan to the internal network as well as to the external street system.
4. **Existing Conditions:** An inventory of existing roadway conditions and intersection controls within the study area has been conducted and is presented in *Figure 7*.
5. **Year 2022 Cumulative Traffic:** Year 2022 cumulative traffic volume forecasts will be determined through utilization of the current LETAM traffic model. Year 2022 traffic volumes will be interpolated between the 2007 existing base year and the 2035 Buildout model plots. *Table 2* denotes what major cumulative

developments have been confirmed and are included in the model for Year 2022 traffic conditions. **Table 3** lists what roadway network improvements have been included under Year 2022 traffic conditions. **Figure 8** presents the Year 2022 roadway conditions within the study area including the internal and external network improvements as detailed in *Table 3*. Further, future intersection geometries were identified in the *Revised Traffic Impact Analysis Report for Diamond Stadium Indoor Sports Park¹* and the *Lake Elsinore Back Basin Traffic Phasing Analysis²*.

6. **Year 2040 General Plan Buildout Traffic:** Year 2040 General Plan Buildout traffic volume forecasts will be determined through utilization of the current LETAM traffic model. The current LETAM future year is 2035 thus the Year 2035 Buildout volumes will be post-processed and grown to derive Year 2040 volumes. Similar to Year 2022 traffic conditions, *Table 2* also denotes what major cumulative developments have been confirmed and are included in the model for Year 2040 traffic conditions. *Table 3* also lists what roadway network improvements have been included under Year 2040 traffic conditions. **Figure 9** presents the Year 2040 roadway conditions within the study area including the internal and external network improvements as detailed in *Table 3*. Further, future intersection geometries were identified in the *Revised Traffic Impact Analysis Report for Diamond Stadium Indoor Sports Park³* and the *Lake Elsinore Back Basin Traffic Phasing Analysis⁴*.
7. **Traffic Impact Analysis Scenarios:** The following scenarios are those for which Weekday AM/PM and Saturday Midday peak hour Delay and corresponding LOS calculations will be performed at the key intersections and roadway segments for existing, near-term, and long-term traffic conditions:
 1. Existing Traffic Conditions,
 2. Existing with ELSP Project Buildout Traffic Conditions,
 3. Scenario (2) with Mitigation, if any,
 4. Year 2022 without ELSP Project Phase I Traffic Conditions,
 5. Year 2022 with ELSP Project Phase I Traffic Conditions,
 6. Scenario (5) with Mitigation, if any,

¹ Source: *Revised Traffic Impact Analysis Report for Diamond Stadium Indoor Sports Park*, prepared by LLG Engineers, dated July 28, 2016.

² Source: *Lake Elsinore Back Basin Traffic Phasing Analysis*, prepared by Urban Crossroads, dated July 25, 2005.

³ Source: *Revised Traffic Impact Analysis Report for Diamond Stadium Indoor Sports Park*, prepared by LLG Engineers, dated July 28, 2016.

⁴ Source: *Lake Elsinore Back Basin Traffic Phasing Analysis*, prepared by Urban Crossroads, dated July 25, 2005.

7. Year 2040 with Adopted Specific Plan Traffic Conditions,
8. Year 2040 with ELSP Project Buildout Traffic Conditions, and
9. Scenario (8) with Mitigation, if any.

The Level of Service (LOS) calculations will be based on Highway Capacity Manual 2010 (HCM 2010) method of analysis for signalized intersections and unsignalized intersections. Daily operating conditions for the key roadway segments will be investigated according to the daily volume-to-capacity (V/C) of each segment. The daily V/C relationship is used to estimate the LOS of the roadway segment with the volume based on 24-hour traffic count data and the capacity based on street classifications.

8. **Study Area Intersections:** Twenty-three (23) existing and seven (7) future key study intersections were selected for evaluation based on discussions with City of Lake Elsinore staff. The thirty (30) key study intersections listed below, along with their respective jurisdictions, provide both local and regional access to the study area and define the extent of the boundaries for this traffic analysis:

1. Railroad Canyon Road at Summerhill Lane/Grape Street (Lake Elsinore)
2. Railroad Canyon Road at I-15 NB Ramps (Lake Elsinore)
3. Diamond Drive at I-15 SB Ramps (Lake Elsinore)
4. Diamond Drive at Casino Drive/Auto Center Drive (Lake Elsinore)
5. Lucerne Street at Lakeshore Drive (Lake Elsinore)
6. Diamond Drive at Lakeshore Drive/Mission Trail (Lake Elsinore)
7. Diamond Drive at Campbell Street (Lake Elsinore)
8. Mission Trail at Campbell Street (Lake Elsinore)
9. Diamond Drive at Malaga Road (Lake Elsinore)
10. Mission Trail at Malaga Road (Lake Elsinore/Wildomar)
11. Mission Trail at Olive Street (Lake Elsinore/Wildomar)
12. Mission Trail at Victorian Lane (Lake Elsinore/Wildomar)
13. Mission Trail at Lemon Street (Lake Elsinore/Wildomar)
14. Mission Trail at Corydon Road (Lake Elsinore/Wildomar)
15. Corydon Road at Cereal Street (Lake Elsinore/Wildomar)
16. Mission Trail at Bundy Canyon Road (Wildomar)
17. Orange Street at Bundy Canyon Road (Wildomar)
18. I-15 SB Ramps at Bundy Canyon Road (Wildomar)
19. I-15 NB Ramps at Bundy Canyon Road (Wildomar)
20. Corydon Road at Palomar Street (Lake Elsinore/Wildomar)
21. Mission Trail at Palomar Street (Wildomar)
22. Stoneman Street at Grand Avenue (Lake Elsinore)
23. Corydon Road at Grand Avenue (Lake Elsinore/Wildomar)
24. I-15 NB Ramps at Grape Street (Lake Elsinore) *[Future-Phase I]*

- 25. Diamond Drive at Olive Street (Lake Elsinore) [*Future-Phase I*]
- 26. “A” Street at Olive Street (Lake Elsinore) [*Future-Phase I*]
- 27. “A” Street at Victorian Lane (Lake Elsinore) [*Future-Phase I*]
- 28. “A” Street at Cereal Street (Lake Elsinore) [*Future-Phase I*]
- 29. Lucerne Street at Sylvester Street (Lake Elsinore) [*Future-Buildout*]
- 30. Stoneman Street at Cereal Street (Lake Elsinore) [*Future-Buildout*]

8. Study Area Roadway Segments: The study roadway segments listed below are locations that could potentially be impacted by the Project. The twenty-six (26) existing and six (6) future roadway segments listed below, along with their respective jurisdictions, were selected based on the arterial network within the study area and discussions with City of Lake Elsinore staff:

- 1. Grape Street, east of Railroad Canyon Road (Lake Elsinore)
- 2. Railroad Canyon Rd, between Summerhill Dr/Grape St and Lakeshore Dr/Mission Trail (Lake Elsinore)
- 3. Lucerne Street, south of Lakeshore Drive (Lake Elsinore)
- 4. Casino Drive, east of Diamond Drive (Lake Elsinore)
- 5. Diamond Drive, between Lakeshore Drive/Mission Trail and Campbell Street (Lake Elsinore)
- 6. Diamond Drive, between Campbell Street and Malaga Road (Lake Elsinore)
- 7. Mission Trail, between Diamond Drive and Campbell Street (Lake Elsinore)
- 8. Mission Trail, between Campbell Street and Malaga Road (Lake Elsinore)
- 9. Malaga Road, between Diamond Drive and Mission Trail (Lake Elsinore)
- 10. Malaga Road, east of Mission Trail (Lake Elsinore/Wildomar)
- 11. Diamond Drive, north of Summerly Place (Lake Elsinore)
- 12. Mission Trail, between Malaga Road and Olive Street (Lake Elsinore/Wildomar)
- 13. Olive Street, between Mission Trail and Grape Street (Wildomar)
- 14. Mission Trail, between Olive Street and Victorian Lane (Lake Elsinore/Wildomar)
- 15. Mission Trail, between Victorian Lane and Lemon Street (Lake Elsinore/Wildomar)
- 16. Lemon Street, between Mission Trail and Grape Street (Wildomar)
- 17. Corydon Road, between Mission Trail and Cereal Street (Lake Elsinore/Wildomar)
- 18. Cereal Street, west of Corydon Road (Lake Elsinore)
- 19. Mission Trail, between Corydon Road and Bundy Canyon Road (Wildomar)
- 20. Bundy Canyon Road, between Mission Trail and I-15 SB Ramps (Wildomar)
- 21. Corydon Road, between Cereal Street and Palomar Street (Lake Elsinore/Wildomar)
- 22. Mission Trail, between Bundy Canyon Road and Palomar Street (Wildomar)
- 23. Palomar Street, between Corydon Road and Mission Trail (Wildomar)
- 24. Stoneman Street, north of Grand Avenue (Lake Elsinore)

25. Skylark Drive, north of Grand Avenue (Lake Elsinore)
26. Corydon Road, between Palomar Street and Grand Avenue
(Lake Elsinore/Wildomar)
27. Sylvester Street, between Lucerne Street and Diamond Drive (Lake Elsinore)
[Future-Phase I]
28. Lucerne Street, between Sylvester Street and Cereal Street (Lake Elsinore)
[Future-Phase I]
29. Cereal Street, between Lucerne Street and Stoneman Street (Lake Elsinore)
[Future-Phase I]
30. Cereal Street, between Stoneman Street and Diamond Drive (Lake Elsinore)
[Future-Phase I]
31. Diamond Drive, between Olive Street and Cereal Street (Lake Elsinore)
[Future-Phase I]
32. Bundy Canyon Road, between Corydon Road and Mission Trail (Lake Elsinore)
[Future-Phase I]

9. Caltrans Freeway Mainline Analysis: Conduct freeway mainline analysis as outlined in Caltrans' requirements for the following six (6) locations:

1. I-15 Northbound *from* Baxter Road to Bundy Canyon Road
2. I-15 Northbound *from* Bundy Canyon Road to Railroad Canyon Road
3. I-15 Northbound *from* Railroad Canyon Road to Main Street
4. I-15 Southbound *from* Main Street to Railroad Canyon Road
5. I-15 Southbound *from* Railroad Canyon Road to Bundy Canyon Road
6. I-15 Southbound *from* Bundy Canyon Road to Baxter Road

10. Caltrans Merge/Diverge Analysis: Conduct freeway merge/diverge analysis as outlined in Caltrans' requirements for the following four (4) locations:

1. I-15 Northbound Off-Ramp *to* Railroad Canyon Road
2. I-15 Northbound On-Ramp *from* Railroad Canyon Road
3. I-15 Southbound Off-Ramp *to* Railroad Canyon Road
4. I-15 Southbound On-Ramp *from* Railroad Canyon Road

11. Impact Criteria and Thresholds: The following details the impact criteria and minimum acceptable LOS per jurisdiction to be considered in this traffic analysis:

City of Lake Elsinore

According to City of Lake Elsinore criteria, LOS D is the minimum acceptable condition that should be maintained during the weekday AM/PM and Saturday Midday peak commute hours. Therefore, any City intersection operating at LOS "E"

or “F” will be considered adverse. However, as noted by the *City of Lake Elsinore General Plan Update Draft Program EIR* on page 3.4-58, the City considers LOS “E” as acceptable for City intersections located within either the Main Street Overlay District or the Ballpark District in an effort to increase activity and revitalize these areas. The roadway segments that are located within the City of lake Elsinore must also maintain a LOS “D” or better. An impact is considered significant if the ELSP causes an intersection to drop below the target LOS as described above.

City of Wildomar

The definition for minimum LOS for intersections and roadway segments within the City of Wildomar is based on the County of Riverside General Plan Circulation Element. *Riverside County General Plan Policy C 2.1* states that LOS “D” shall apply to all development proposals located within the Community Development Areas of the Elsinore Area Plan, where the Project is located. In regards to this traffic analysis, LOS “D” will be considered the minimum acceptable LOS at all intersections and roadway segments within the City of Wildomar. Consistent with County of Riverside guidelines, an impact is considered significant if the proposed project causes an intersection to drop below the target LOS as described above.

Caltrans

Caltrans “endeavors to maintain a target LOS at the transition between LOS “C” and LOS “D” on State highway facilities”; it does not require that LOS “D” (shall) be maintained. However, Caltrans acknowledges that this may not always be feasible and recommends that the lead agency consult with Caltrans to determine the appropriate target LOS. For this analysis, LOS D is the target level of service standard and will be utilized to assess the project impacts at the state-controlled study intersections, consistent with City of Lake Elsinore requirements.

Based on the above, the following summarizes the minimum LOS required for each key study intersection and roadway segment:

LOS “D” Requirements – Key Study Intersections

- | | |
|---|--|
| 1. Railroad Canyon Rd at Summerhill Lane/Grape St | 19. I-15 NB Ramps at Bundy Canyon Road |
| 2. Railroad Canyon Road at I-15 NB Ramps | 20. Corydon Road at Palomar Street |
| 3. Diamond Drive at I-15 SB Ramps | 21. Mission Trail at Palomar Street |
| 4. Diamond Dr at Casino Drive/Auto Center Dr | 22. Stoneman Street at Grand Avenue |
| 5. Lucerne Street at Lakeshore Drive | 23. Corydon Road at Grand Avenue |
| 11. Mission Trail at Olive Street | 24. I-15 NB Ramps at Grape Street |
| 12. Mission Trail at Victorian Lane | 25. Diamond Drive at Olive Street |

- | | |
|--|--|
| 13. Mission Trail at Lemon Street | 26. "A" Street at Olive Street |
| 14. Mission Trail at Corydon Road | 27. "A" Street at Victorian Lane |
| 15. Corydon Road at Cereal Street | 28. "A" Street at Cereal Street |
| 16. Mission Trail at Bundy Canyon Road | 29. Lucerne Street at Sylvester Street |
| 17. Orange Street at Bundy Canyon Road | 30. Stoneman Street at Cereal Street |
| 18. I-15 SB Ramps at Bundy Canyon Road | |

LOS "E" Requirements – Key Study Intersections

- | | |
|---|----------------------------------|
| 6. Diamond Drive at Lakeshore Drive/Mission Trail | 9. Diamond Drive at Malaga Road |
| 7. Diamond Drive at Campbell Street | 10. Mission Trail at Malaga Road |
| 8. Mission Trail at Campbell Street | |

LOS "D" Requirements – Key Study Roadway Segments

1. Grape Street, east of Railroad Canyon Road
2. Railroad Canyon Rd, between Summerhill Dr/Grape St and Lakeshore Dr/Mission Trail
3. Lucerne Street, south of Lakeshore Drive
4. Casino Drive, east of Diamond Drive
5. Diamond Drive, between Lakeshore Drive/Mission Trail and Campbell Street
6. Diamond Drive, between Campbell Street and Malaga Road
7. Mission Trail, between Diamond Drive and Campbell Street
8. Mission Trail, between Campbell Street and Malaga Road
9. Malaga Road, between Diamond Drive and Mission Trail
10. Malaga Road, east of Mission Trail
11. Diamond Drive, north of Summerly Place
12. Mission Trail, between Malaga Road and Olive Street
13. Olive Street, between Mission Trail and Grape Street
14. Mission Trail, between Olive Street and Victorian Lane
15. Mission Trail, between Victorian Lane and Lemon Street
16. Lemon Street, between Mission Trail and Grape Street
17. Corydon Road, between Mission Trail and Cereal Street
18. Cereal Street, west of Corydon Road
19. Mission Trail, between Corydon Road and Bundy Canyon Road
20. Bundy Canyon Road, between Mission Trail and I-15 SB Ramps

21. Corydon Road, between Cereal Street and Palomar Street
22. Mission Trail, between Bundy Canyon Road and Palomar Street
23. Palomar Street, between Corydon Road and Mission Trail
24. Stoneman Street, north of Grand Avenue
25. Skylark Drive, north of Grand Avenue
26. Corydon Road, between Palomar Street and Grand Avenue
27. Sylvester Street, between Lucerne Street and Diamond Drive
28. Lucerne Street, between Sylvester Street and Cereal Street
29. Cereal Street, between Lucerne Street and Stoneman Street
30. Cereal Street, between Stoneman Street and Diamond Drive
31. Diamond Drive, between Olive Street and Cereal Street
32. Bundy Canyon Road, between Corydon Road and Mission Trail

12. Intersection Analysis Input Parameters: When conducting the analysis, all default input parameters will be based on the *Riverside County Transportation Department Traffic Impact Analysis Preparation Guide, Exhibit C*, dated April 2008.

13. Mitigation and Fair-Share Contribution Percentage: Conduct mitigation and calculate fair-share contribution percentage(s) at the significantly impacted intersection(s), if any, for the scenarios listed in **Task 5** above.

14. Vehicle Miles Traveled (VMT) Assessment: Conduct a Vehicles Miles Traveled (VMT) assessment that utilizes the City approved Travel Demand Model to forecast future traffic levels and VMT.

Mr. Richard J. MacHott
January 30, 2017
Page 10

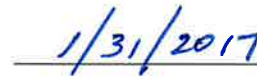
* * * * *

We appreciate the opportunity to provide this Revised Traffic Impact Analysis Scope of Work. Should you have any questions, please call us at (949) 825-6175. Thank You.

Approved by:



City of Lake Elsinore, Planning Department



Date

cc: File

Attachments

TABLE 1
EAST LAKE SPECIFIC PLAN LAND USE DEVELOPMENT TOTALS

Planning Area	Land Use Type	Existing/Baseline Development	Proposed Phase I (Year 2022) Development		Proposed Buildout (Year 2040) Development (SPN #11)		Adopted Specific Plan Amendment #10 Development Totals		Proposed 2040 Buildout Totals vs. Adopted SPA #10 Totals Difference
			Phase I Additional	Total After Phase I	Phase II Additional	Total After Buildout			
							Total	Units	
Planning Area 1 (707.5 Acres)	Golf Course (18 Hole)	169 AC	--	169 AC	--	169 AC	169 AC	--	--
	Hotel	--	90 RM	90 RM	--	90 RM	--	90 RM	--
	Single-Family Residential	600 DU	1,379 DU	1,979 DU	--	1,979 DU	--	1,979 DU	--
	Preservation/Mitigation	100.43 AC	--	100.43 AC	--	100.43 AC	--	100.43 AC	--
Planning Area 2 (310.6 Acres)	Active Recreation 2 (e.g. Ski/Water/Hockey)	--	60-100 AC	60-100 AC	--	60-100 AC	--	--	60-100 AC
	Action Sport 1 (e.g. Motocross)	93 AC	--	--	--	--	0	--	(93 AC)
	Commercial	--	43,500 SF	43,500 SF	246,500 SF	290,000 SF	392,040 SF (30 AC)	--	(102,040 SF)
	Hotel	--	--	--	150 RM	150 RM	--	--	150 RM
	Multi-Family Residential	--	300 DU	300 DU	300 DU	600 DU	--	1,301 DU	(701)
	Single-Family Residential	--	--	--	--	--	--	930 DU	(930 DU)
	Restaurant	--	4,500 SF	4,500 SF	25,500 SF	30,000 SF	--	--	30,000 SF
	Park	--	N/A	N/A	N/A	N/A	7.5 AC	--	N/A
Planning Area 3 (603.7 Acres)	Active Recreation 1 or 2	--	100 AC	100 AC	--	100 AC	--	--	100 AC
	Active Recreation 2 (e.g. Ski/Water/Hockey)	--	--	--	60-100 AC	60-100 AC	--	--	60-100 AC
	Commercial	--	30,000 SF	30,000 SF	70,000 SF	100,000 SF	--	--	100,000 SF
	Hotel	--	--	--	150 RM	150 RM	--	--	150 RM
	Restaurant	--	4,500 SF	4,500 SF	25,500 SF	30,000 SF	--	--	30,000 SF
	Skydive Airport	150 AC	--	150 AC	--	150 AC	150 AC	--	--
	Multi-Family Residential	--	--	--	--	--	--	48 DU	(48 DU)
	Single-Family Residential	--	--	--	--	--	--	215 DU	(215 DU)
	Active Open Space	--	--	--	--	--	186.6	--	(186.6)
Planning Area 4 (98.2 Acres)	Limited Industrial	--	--	--	--	--	--	--	--
	Preservation/Mitigation	--	20.46 AC	20.46 AC	--	20.46 AC	--	--	20.46 AC
	Residential	311 DU	--	311 DU	--	311 DU	--	311 DU	--
	Park	5.5	--	5.5	--	5.5	5.5	--	--
Planning Area 5 (422.6 Acres)	Preservation/Mitigation	11.73	--	11.73	--	11.73	11.73	--	--
	Preservation/Mitigation	422.6 Ac	--	422.6 AC	--	422.6 AC	422.6 AC	--	--
	Active Recreation 1 (Baseball/Concert)	--	100 AC	100 AC	--	100 AC	--	--	100 AC
Planning Area 6 (425.2 Acres)	Action Sport 1 (Motocross)	--	93 AC	93 AC	--	93 AC	--	--	93 AC
	Action Sport 2 (Hard Track)	--	80 AC	80 AC	--	80 AC	--	--	80 AC
	Commercial	--	--	--	10,000 SF	10,000 SF	818,928 SF	--	(808,928 SF)
	Hotel	--	--	--	150 RM	150 RM	--	--	150 RM
	Multi-Family Residential	--	--	--	--	--	--	0 DU	(0 DU)
	Single-Family Residential	--	--	--	--	--	--	1,189 DU	(1,189 DU)
	Restaurant	--	--	--	7,500 SF	7,500 SF	7,500 SF	--	7,500 SF
	Preservation/Mitigation	--	70.18 AC	70.18 AC	--	70.18 AC	70.18 AC	--	--
Planning Area 7 (187.7 Acres)	Action Sports Uses	--	--	--	8.5 AC	8.5 AC	0 AC	--	7.5 AC
	Preservation/Mitigation	--	174.4 AC	174.4 AC	--	174.4 AC	--	--	174.4 AC
Planning Area 8 (196.7 Acres)	Commercial/Overlay	--	--	--	58,000 SF	58,000 SF	352,836 SF	--	(294,836 SF)
	Multi-Family Residential	325 DU	--	195 DU	255 DU	450 DU	--	535 DU	(85 DU)
	Single-Family Residential	--	--	130 DU	170 DU	300 DU	--	613 DU	(313 DU)

KEY:

- [a] SF = Square-Feet
[b] AC = Acres
[c] RM = Rooms
[d] DU = Dwelling Units

Notes:

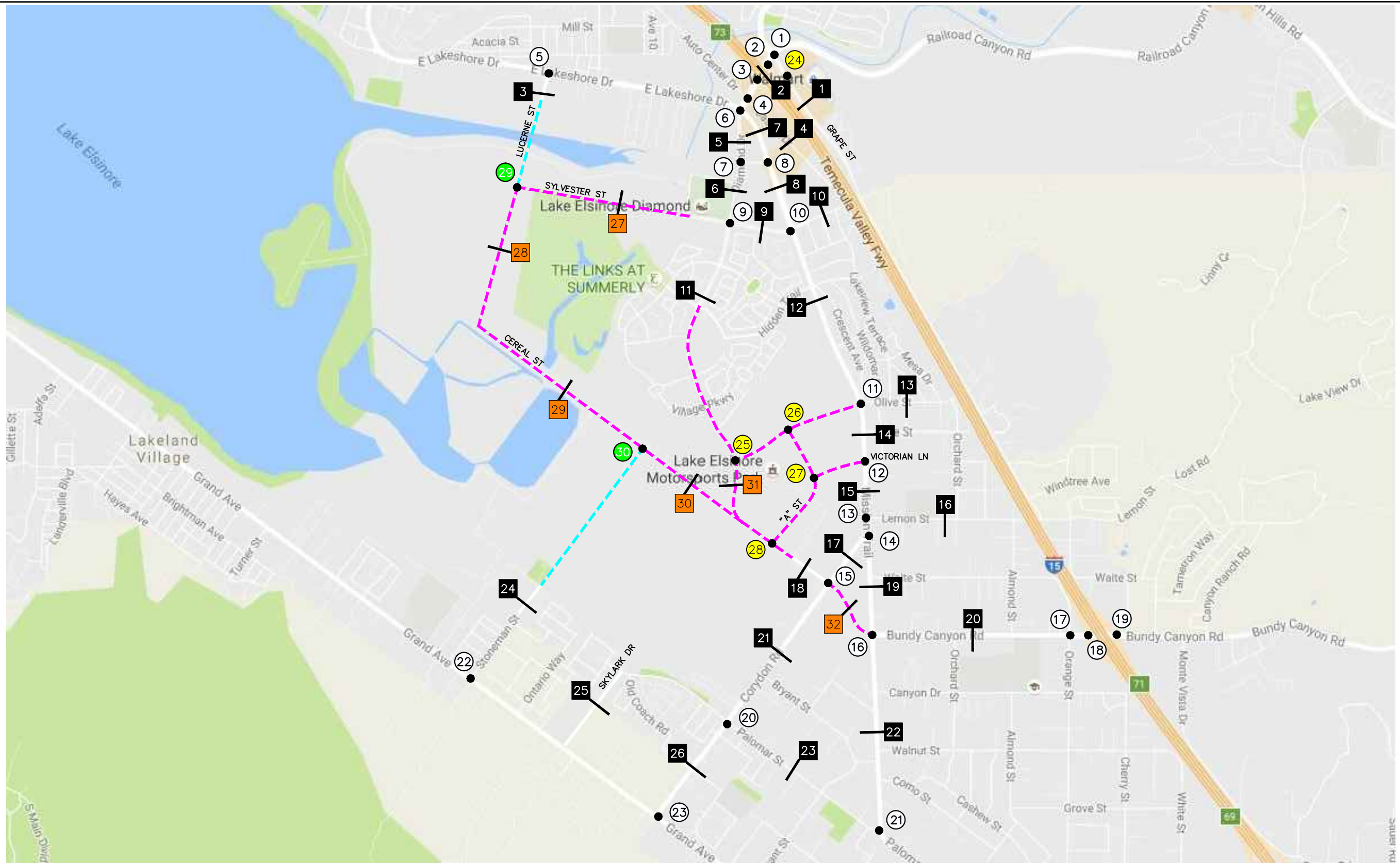
1. Preservation/Mitigation area and passive open space area totals subject to change. Total preservation/mitigation area in Back Basin required for MSHCP compliance is 770 acres.

TABLE 2
LOCATION AND DESCRIPTION OF CUMULATIVE PROJECTS – PHASE I AND BUILDOUT DEVELOPMENT TOTALS

No.	Cumulative Project	Location	Year 2022 (Phase I)	Year 2040 (Buildout)	Development Total
1.	Diamond Stadium Indoor Sports Park	NWC of Pete Lehr Drive and Diamond Drive	600,000 SF Indoor Sports Center	No Additional Development between Year 2022 and 2040	600,000 SF Indoor Sports Center
2.	South Shore Phase I & II, Spyglass Ranch	North of Camino Del Norte and Main Street	No Development Anticipated to be Complete by Year 2022	1,600 Single-Family DU	1,600 Single-Family DU
3.	Canyon Hills	Along Railroad Canyon Road, between I-15 and I-215	456 DU Condominiums	No Additional Development between Year 2022 and 2040	456 Condominium DU
4.	Alberhill Villages	South of the I-15 freeway and west of Lake Street	No Development Anticipated to be Complete by Year 2022	50% Assumed to be Complete	8,024 Residential DU, 1,335,800 SF Retail/Medical/Office, 974,500 SF Retail/Service Uses, 6,000 Student University, 850 Student Elementary School, 39.6 Acre Park, 45.9 Acre Sports Park
5.	North Tuscany	North of Summerhill Drive and Ponte Russo	No Development Anticipated to be Complete by Year 2022	807 Single-Family DU	807 Single-Family DU
6.	Terracina Residential	South of Collier Avenue and east of Terra Cotta Road	452 Single-Family Residential	No Additional Development between Year 2022 and 2040	452 Single-Family Residential
7.	Artisan Alley	NEC of Diamond Drive and Malaga Road	95,000 SF Commercial, 1 live-work DU, 130-Room Hotel	No Additional Development between Year 2022 and 2040	95,000 SF Commercial, 1 live-work DU, 130-Room Hotel
8.	Spring Meadow Ranch	SEC of Sunset Avenue and Keller Road	No Development Anticipated to be Complete by Year 2022	1,192 Single-Family DU	1,192 Single-Family DU

TABLE 3
INTERNAL AND EXTERNAL ROADWAY NETWORK – PHASE I AND BUILDOUT DEVELOPMENT TOTALS

No.	Roadway Network Change/Improvement	Year 2022 (Phase I)	Year 2040 (Buildout)
<u>Lake Elsinore</u>			
1.	Franklin Bridge Relocation	Include	Include
2.	Camino Del Norte Roadway Extension	Include	Include
3.	I-15/Railroad Canyon Road Interchange Project (Alternative 2)	Include	Include
4.	Main Street Interchange Project	Include	Include
5.	Diamond Drive Extension (between Summerly Place to Cereal Street) – Internal Network	Include	Include
6.	“A” Street between Olive Street and Cereal Street – Internal Network	Include	Include
7.	Olive Street Extension (between Mission Trail and Diamond Drive) – Internal Network	Include	Include
8.	Victorian Lane Extension (between Mission Trail and “A” Street) – Internal Network	Include	Include
9.	Cereal Street Extension to Lucerne Street – Internal Network	Include	Include
10.	Lucerne Street (between Cereal Street and Sylvester Street) – Internal Network	Include	Include
11.	Sylvester Street Extension to Lucerne Street – Internal Network	Include	Include
12.	Lucerne Street/Bridge Connection (between Lakeshore Drive and Sylvester Street) – Internal Network	Do Not Include	Include
13.	Stoneman Street Extension to Cereal Street – Internal Network	Do Not Include	Include
<u>Wildomar</u>			
14.	Corydon Road Widening (between Mission Trail and Grand Avenue)	Do Not Include	Include
15.	Bundy Canyon Road Extension to Cereal Street (between Mission Trail and Corydon Road)	Include	Include
16.	Bundy Canyon Road/Scott Road Widening Project (from Cherry Street to Haun Road)	Include	Include



n:\3500\2143544 - east lake specific plan eir, lake elsinore\6 - dwg\3544f-1.dwg LDP 09:19:21 12-29-2016 besa



- SOURCE: GOOGLE
KEY
- | | |
|--|--|
| ⊕ = EXISTING STUDY INTERSECTION | # = EXISTING STUDY ROADWAY SEGMENT |
| ⊕ = FUTURE STUDY INTERSECTION (PHASE I) | # = FUTURE STUDY ROADWAY SEGMENT (PHASE I) |
| ⊕ = FUTURE STUDY INTERSECTION (BUILDOUT) | |
| — = FUTURE ROADWAY (PHASE I) | |
| — = FUTURE ROADWAY (BUILDOUT) | |

FIGURE 1

VICINITY MAP
EAST LAKE SPECIFIC PLAN EIR, LAKE ELSINORE



n:\3500\2143544 - east lake specific plan eir, lake elsinore\6 - dwg\3544f-2.dwg LDP 09:20:19 12-29-2016 besa

SOURCE: GOOGLE

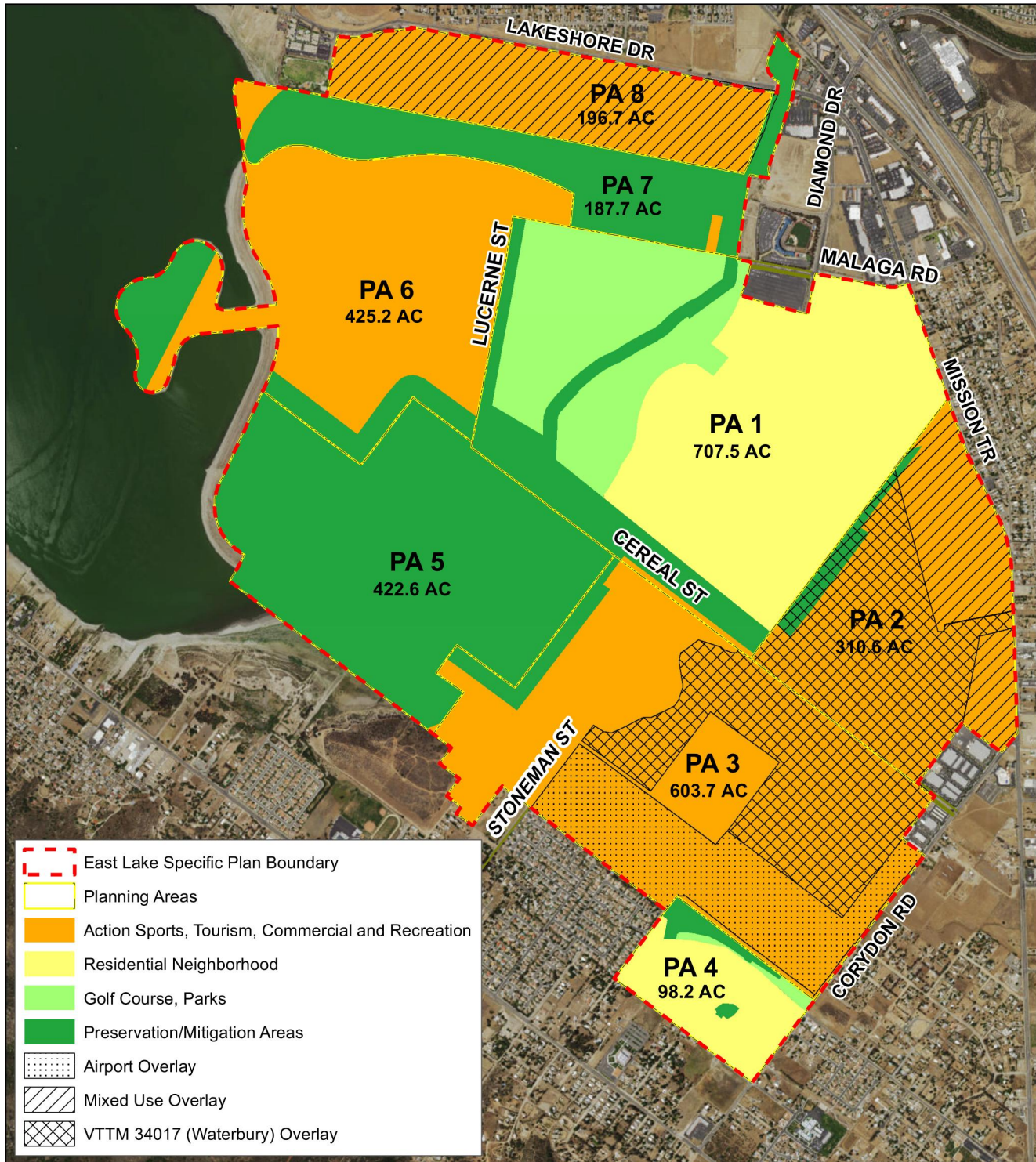
KEY

 = PROJECT SITE

FIGURE 2

EXISTING AERIAL SITE PLAN
EAST LAKE SPECIFIC PLAN EIR, LAKE ELSINORE





n:\3500\2143544 - east lake specific plan eir, lake elsinore\6 - dwg\scope of work\3544f-3.dwg LDP 15:20:56 01-04-2017 besa

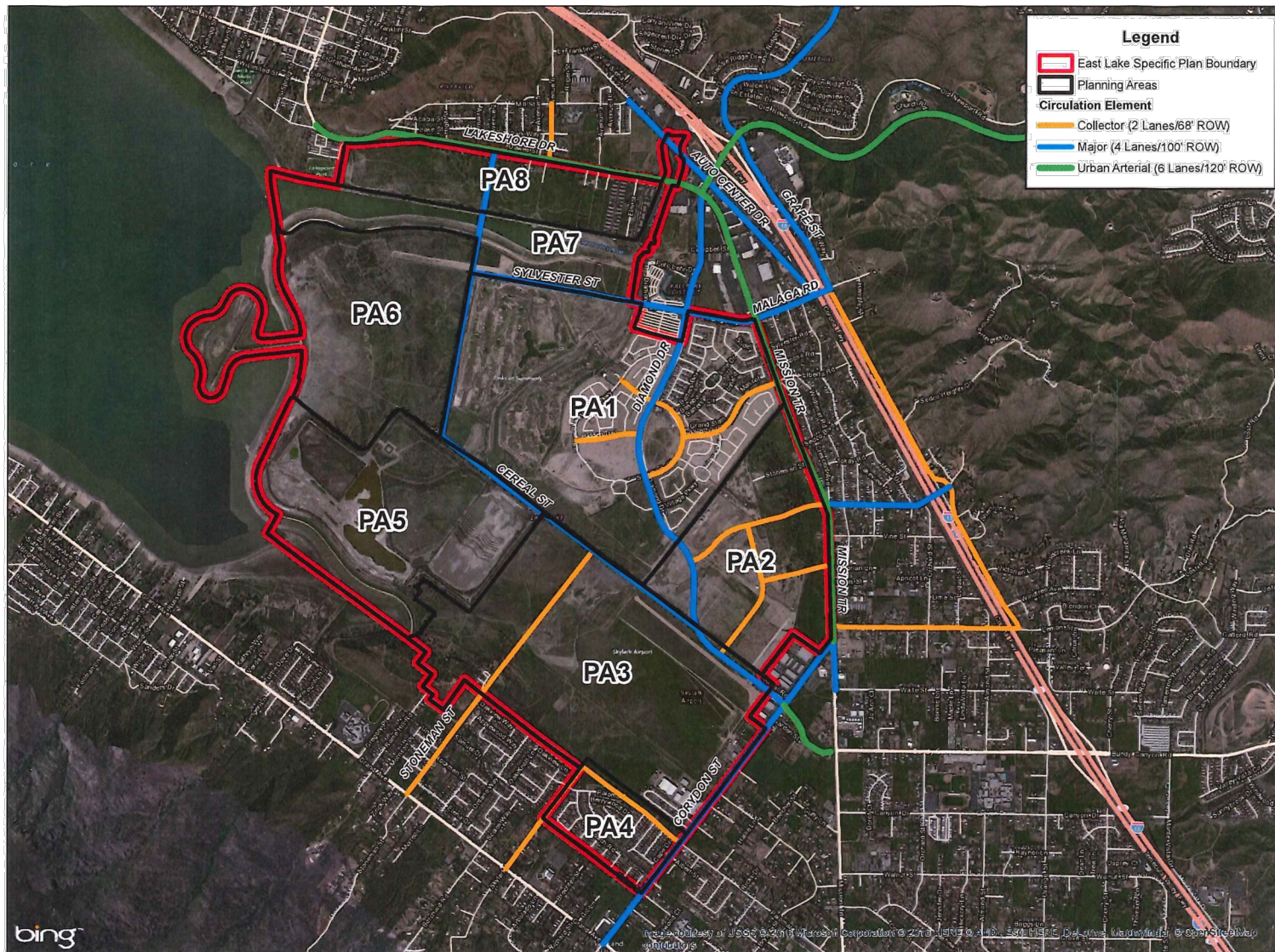
SOURCE: CITY OF LAKE ELSINORE

FIGURE 3

PROPOSED EAST LAKE SPECIFIC PLAN
LAND USE MAP
EAST LAKE SPECIFIC PLAN EIR, LAKE ELSINORE



NO SCALE



n:\3500\2143544 - east lake specific plan eir, lake elsinore\6 - dwg\scope of work\3544f-4.dwg LDP 15:21:24 01-04-2017 besa

SOURCE: CITY OF LAKE ELSINORE

FIGURE 4

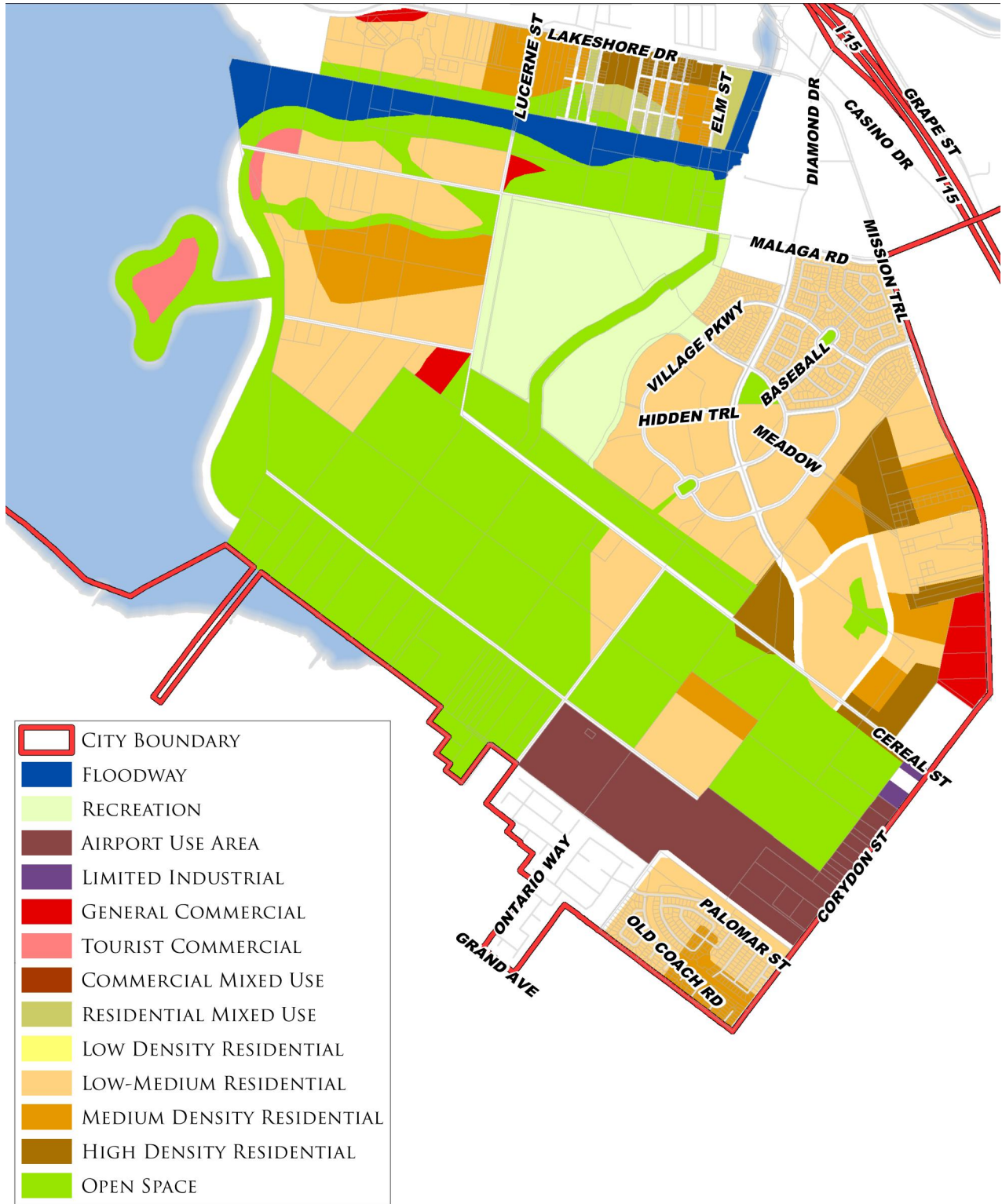
PROPOSED EAST LAKE SPECIFIC PLAN
CIRCULATION MAP
EAST LAKE SPECIFIC PLAN EIR, LAKE ELSINORE

LINSCOTT
LAW &
GREENSPAN

engineers



NO SCALE



n:\3500\2143544 - east lake specific plan eir, lake elsinore\6 - dwg\scope of work\3544f-5.dwg LDP 15:16:58 12-29-2016 besa

SOURCE: CITY OF LAKE ELSINORE

FIGURE 5

ADOPTED SPECIFIC PLAN LAND USE MAP












EAST LAKE SPECIFIC PLAN EIR, LAKE ELSINORE

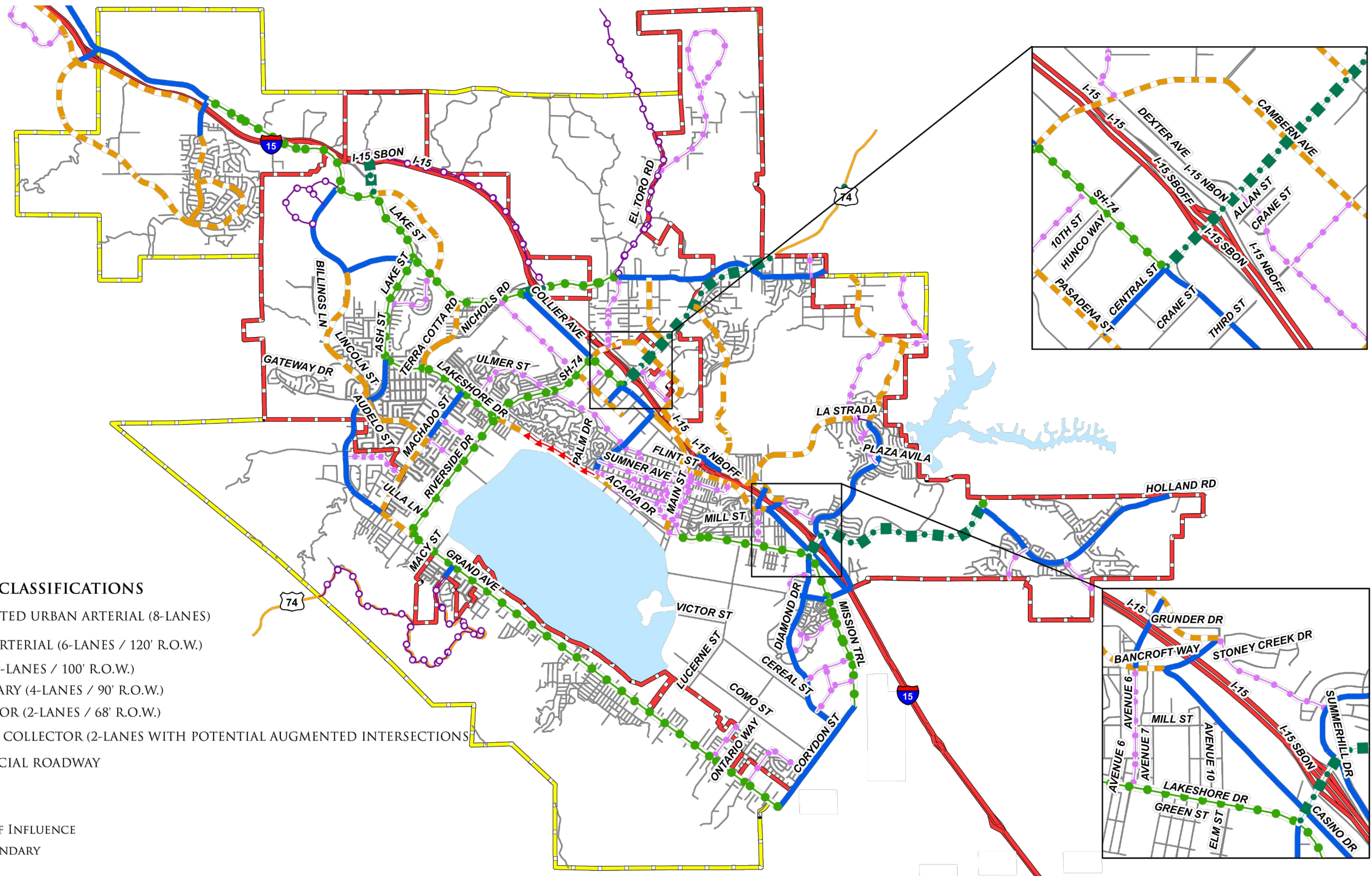
LINSCOTT
LAW &
GREENSPAN
engineers



NO SCALE

ROADWAY CLASSIFICATIONS

-  AUGMENTED URBAN ARTERIAL (8-LANES)
-  URBAN ARTERIAL (6-LANES / 120' R.O.W.)
-  MAJOR (4-LANES / 100' R.O.W.)
-  SECONDARY (4-LANES / 90' R.O.W.)
-  COLLECTOR (2-LANES / 68' R.O.W.)
-  DIVIDED COLLECTOR (2-LANES WITH POTENTIAL AUGMENTED INTERSECTIONS)
-  NEW SPECIAL ROADWAY
-  I-15
-  SHWY-74
-  SPHERE OF INFLUENCE
-  CITY BOUNDARY

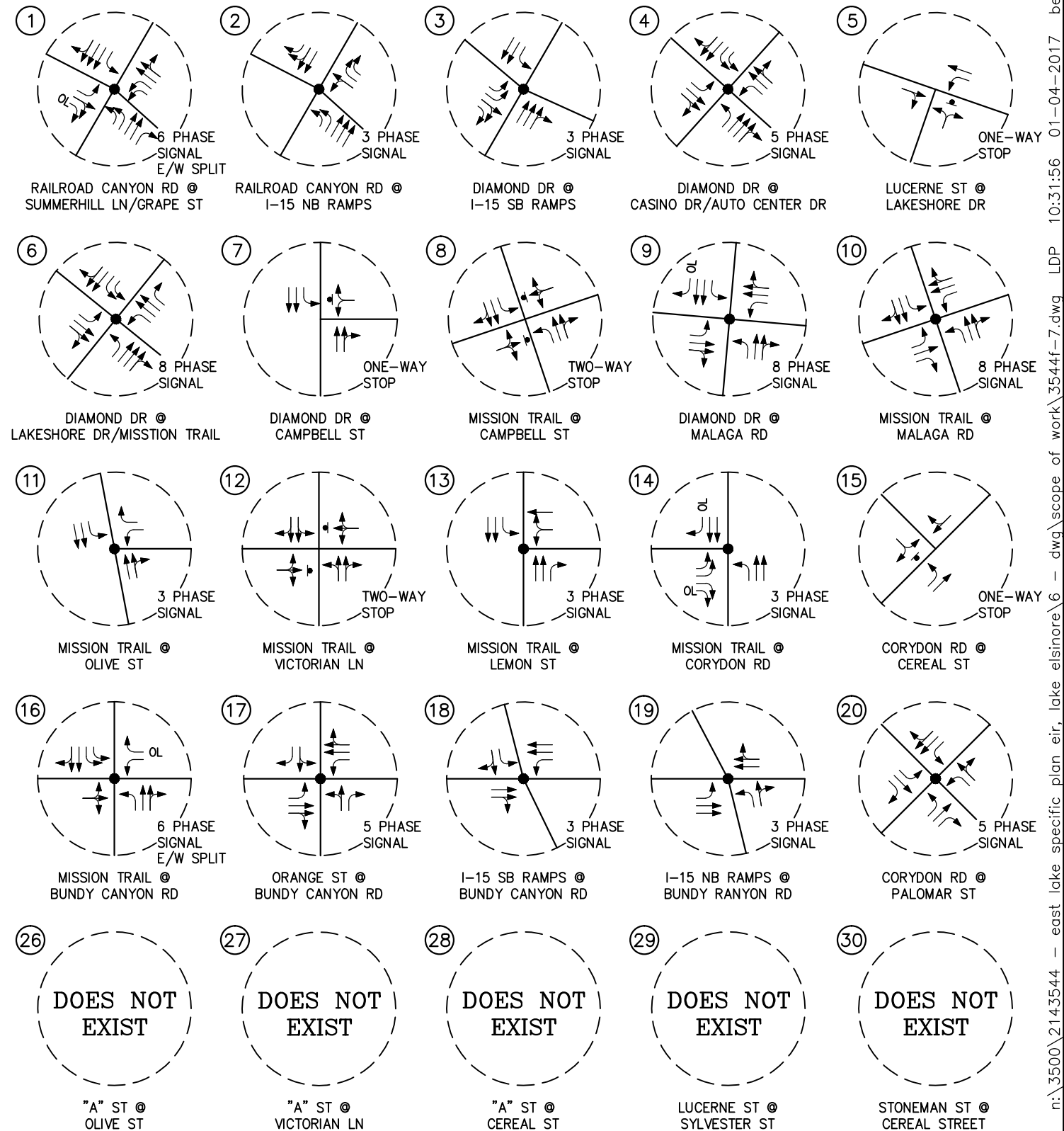
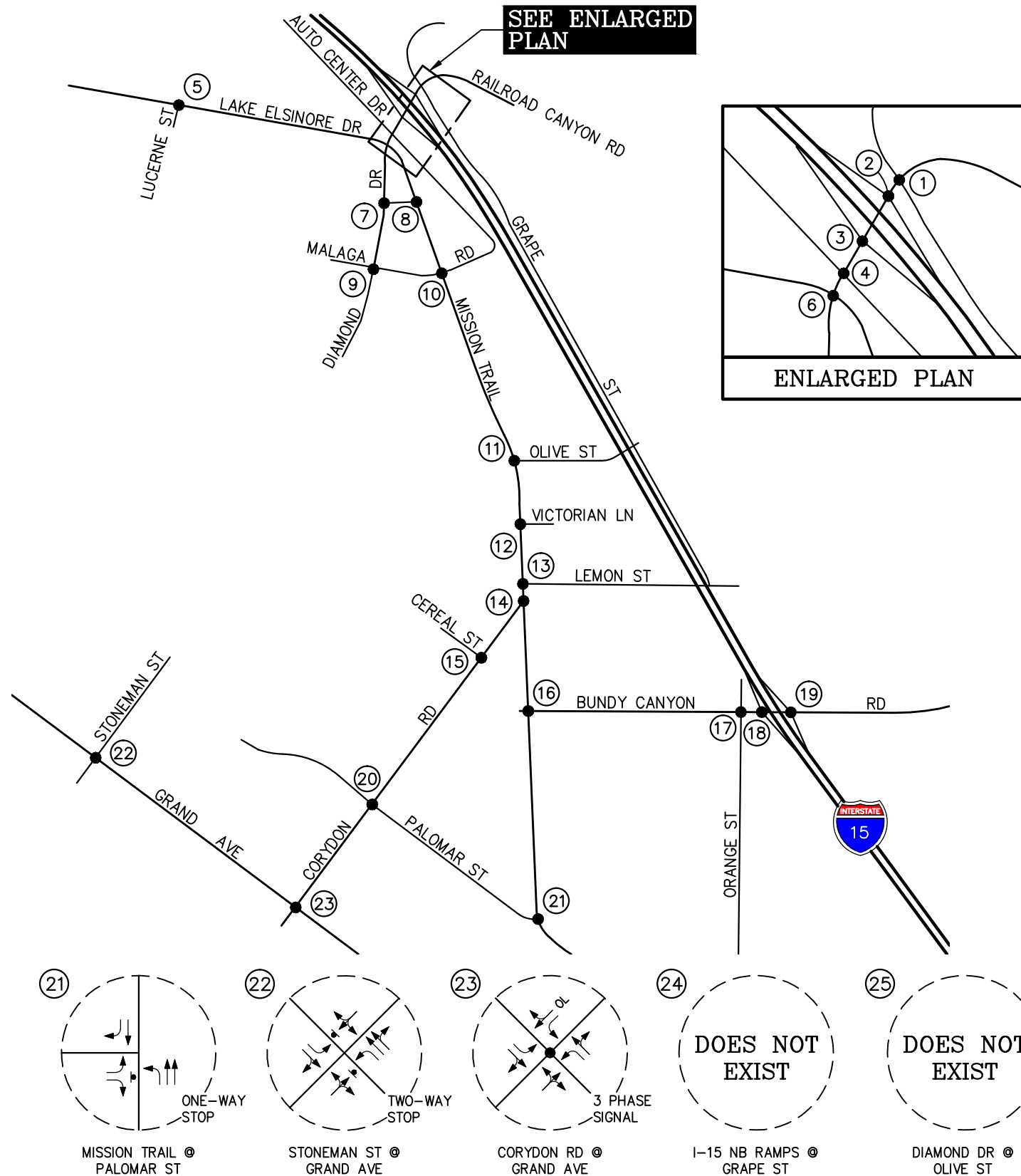


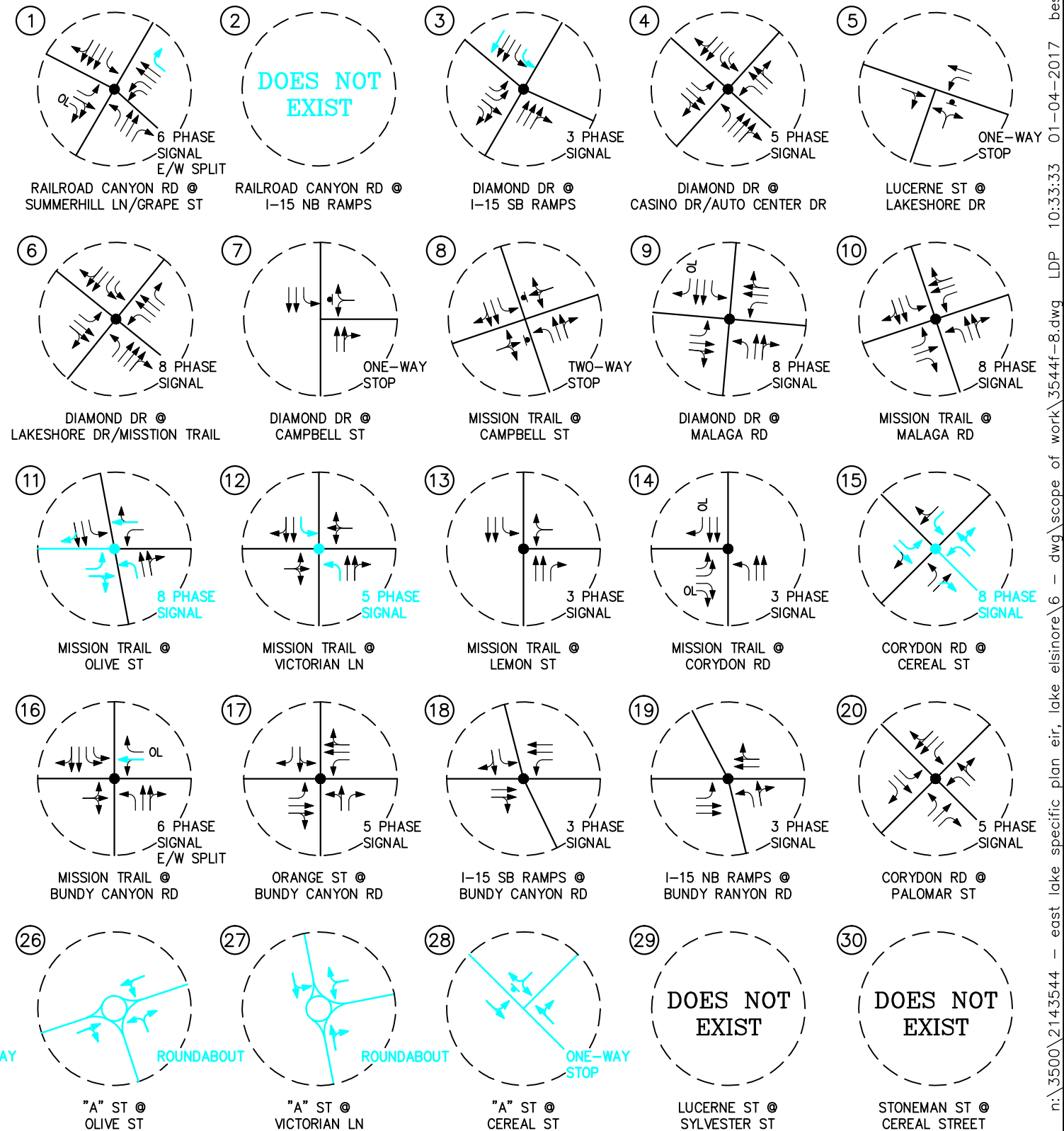
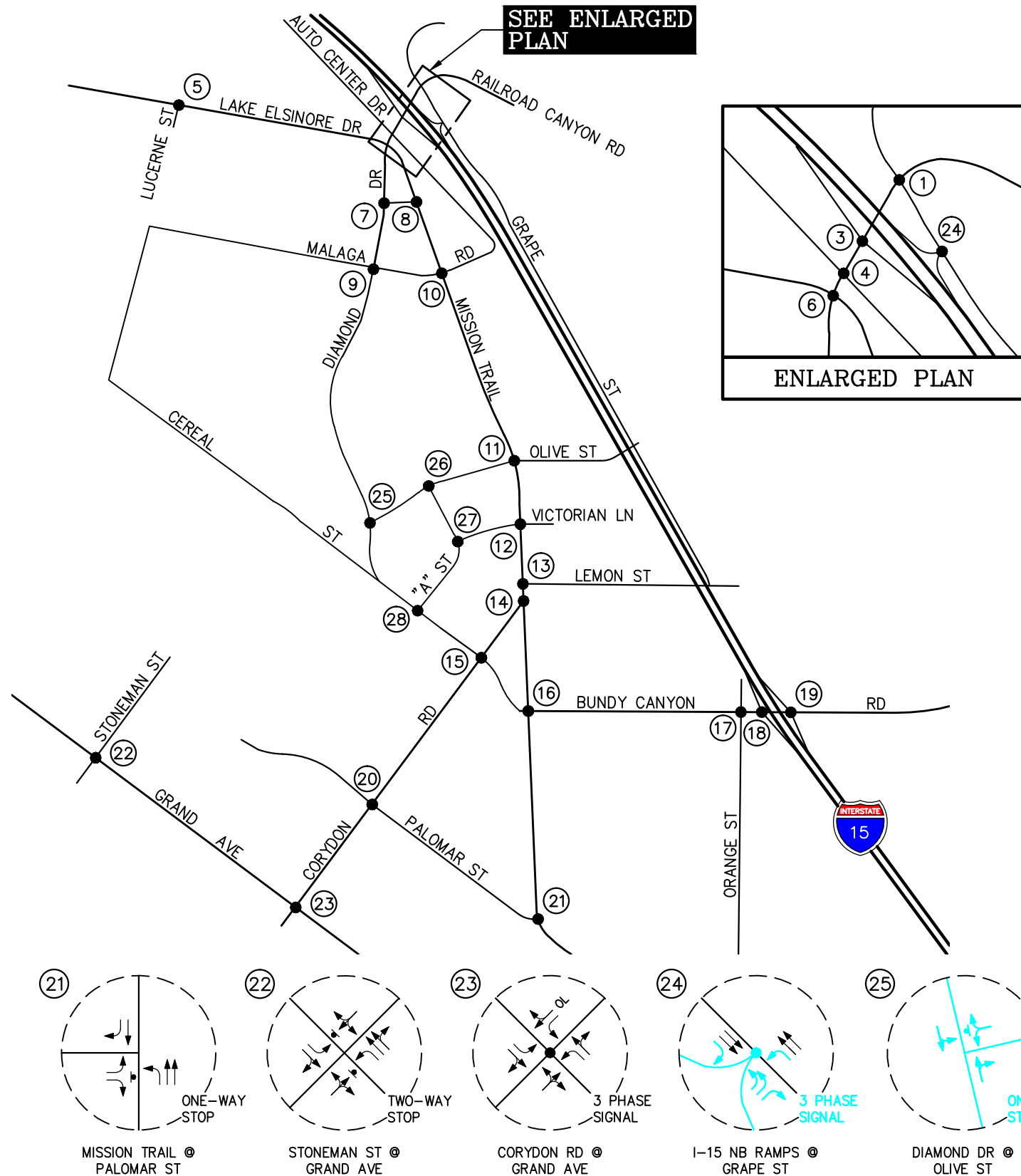
SOURCE: CITY OF LAKE ELSINORE

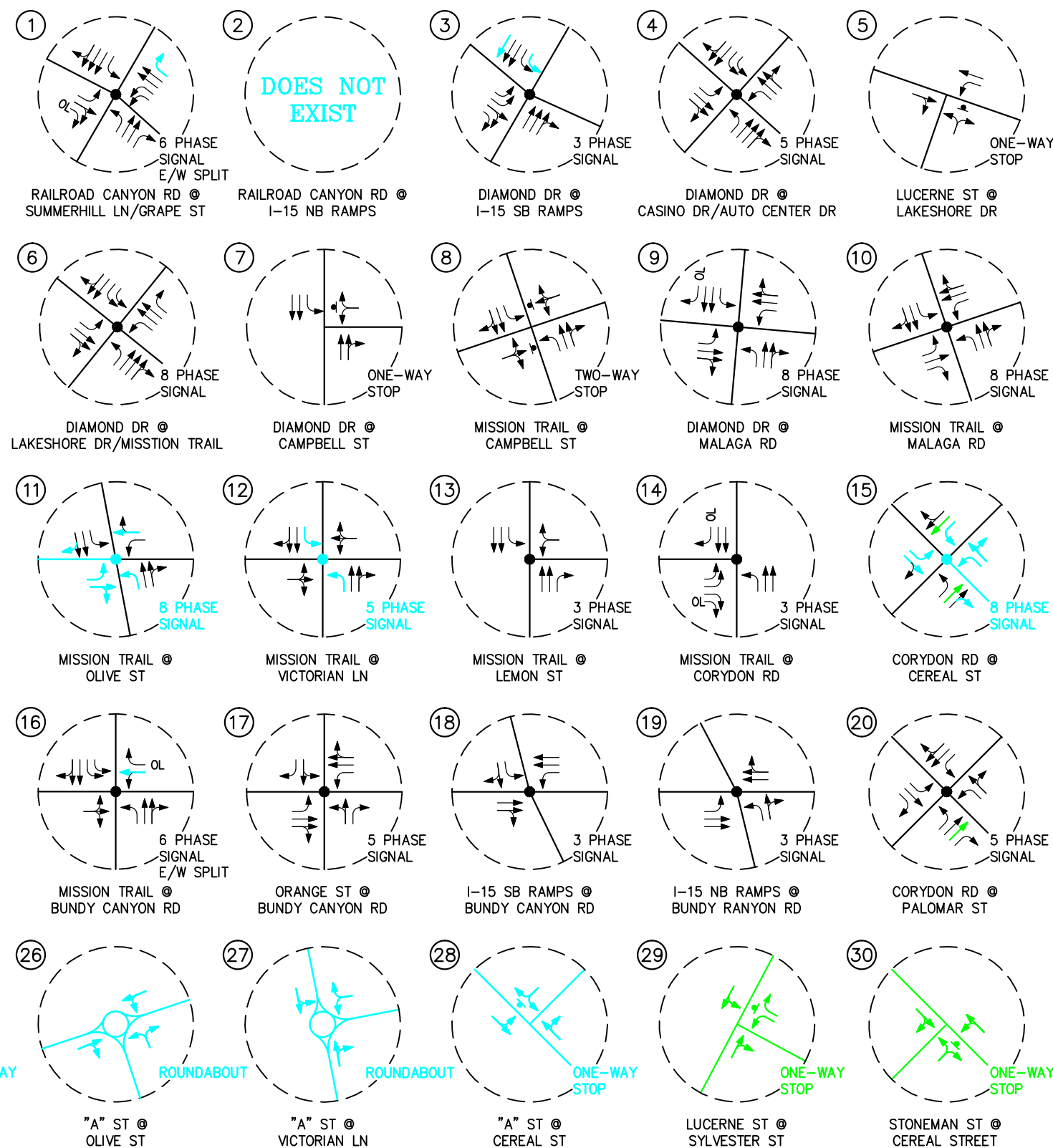
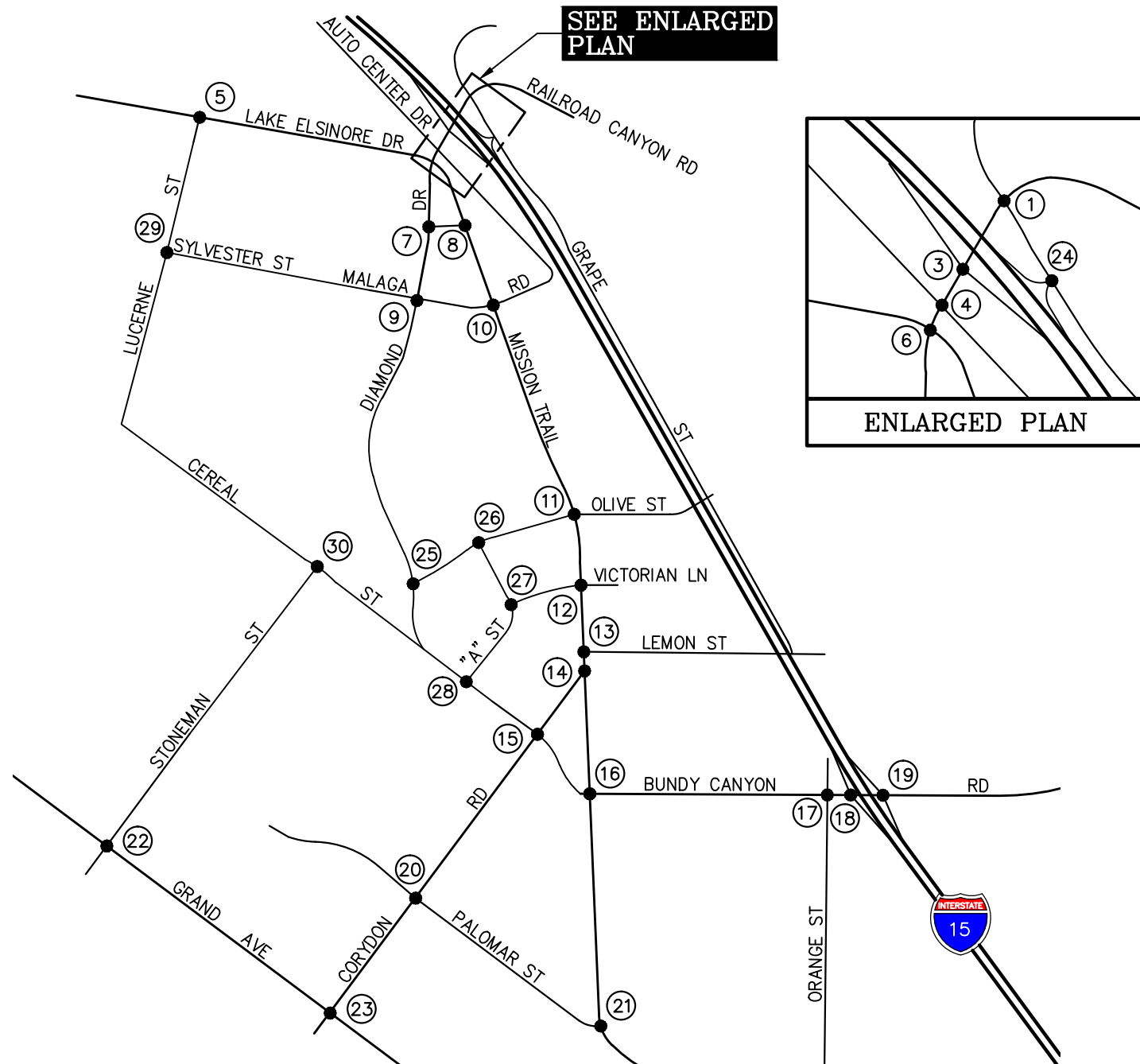
FIGURE 6

ADOPTED SPECIFIC PLAN
CIRCULATION MAP

EAST LAKE SPECIFIC PLAN EIR, LAKE ELSINORE







APPENDIX B

EXISTING TRAFFIC COUNT DATA

APPENDIX B-1

INTERSECTION COUNTS

Counts Unlimited
PO Box 1178
Corona, CA 92878
(951) 268-6268

City of Lake Elsinore
N/S: Railroad Canyon Drive
E/W: Summerhill Drive/Grape Street
Weather: Clear

File Name : LKERRSUAM
Site Code : 05716654
Start Date : 12/8/2016
Page No : 1

Groups Printed- Total Volume

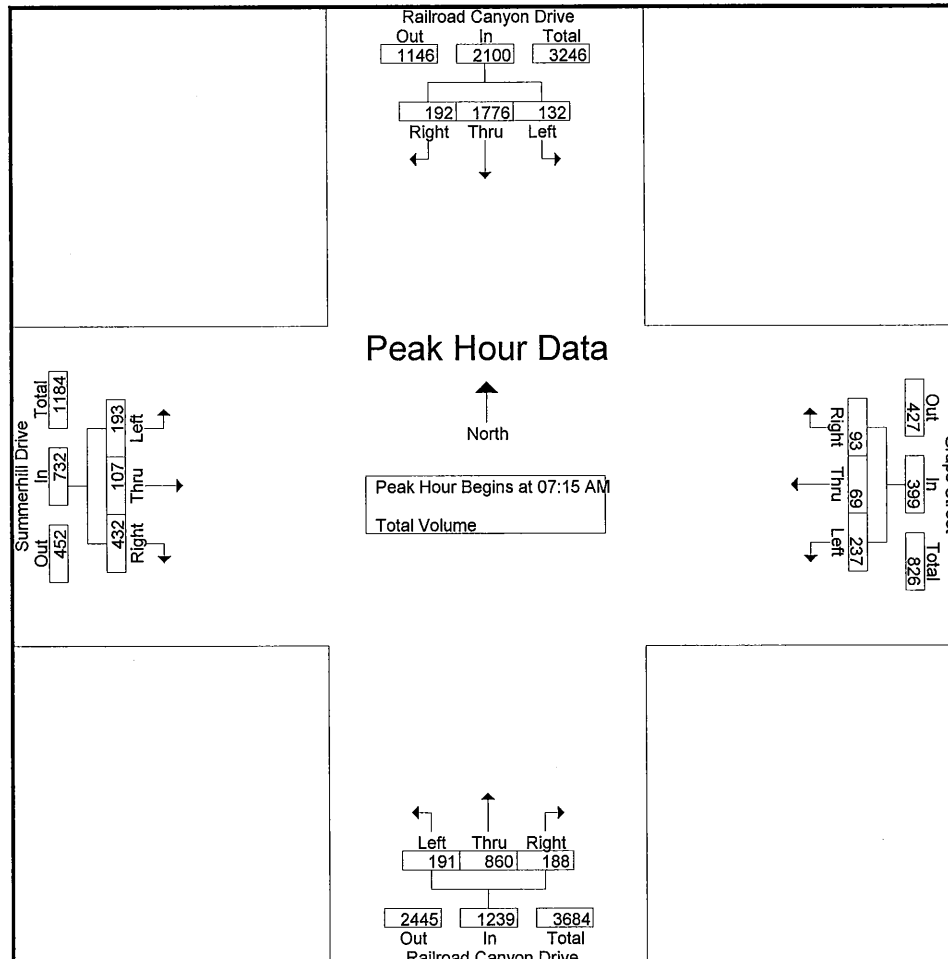
	Railroad Canyon Drive Southbound				Grape Street Westbound				Railroad Canyon Drive Northbound				Summerhill Drive Eastbound				
Start Time	Left	Thru	Right	App. Total	Left	Thru	Right	App. Total	Left	Thru	Right	App. Total	Left	Thru	Right	App. Total	Int. Total
07:00 AM	43	429	10	482	61	11	32	104	19	194	31	244	37	23	118	178	1008
07:15 AM	36	433	37	506	57	14	34	105	46	250	42	338	72	28	141	241	1190
07:30 AM	39	449	73	561	53	27	27	107	54	203	47	304	28	14	69	111	1083
07:45 AM	31	472	63	566	57	16	16	89	60	218	55	333	44	30	94	168	1156
Total	149	1783	183	2115	228	68	109	405	179	865	175	1219	181	95	422	698	4437
08:00 AM	26	422	19	467	70	12	16	98	31	189	44	264	49	35	128	212	1041
08:15 AM	38	360	16	414	58	18	14	90	30	186	42	258	19	20	85	124	886
08:30 AM	38	342	11	391	58	18	21	97	45	182	54	281	24	20	63	107	876
08:45 AM	37	303	28	368	62	23	38	123	47	167	68	282	28	16	103	147	920
Total	139	1427	74	1640	248	71	89	408	153	724	208	1085	120	91	379	590	3723
Grand Total	288	3210	257	3755	476	139	198	813	332	1589	383	2304	301	186	801	1288	8160
Apprch %	7.7	85.5	6.8		58.5	17.1	24.4		14.4	69	16.6		23.4	14.4	62.2		
Total %	3.5	39.3	3.1	46	5.8	1.7	2.4	10	4.1	19.5	4.7	28.2	3.7	2.3	9.8	15.8	

	Railroad Canyon Drive Southbound				Grape Street Westbound				Railroad Canyon Drive Northbound				Summerhill Drive Eastbound				
Start Time	Left	Thru	Right	App. Total	Left	Thru	Right	App. Total	Left	Thru	Right	App. Total	Left	Thru	Right	App. Total	Int. Total
Peak Hour Analysis From 07:00 AM to 08:45 AM - Peak 1 of 1																	
Peak Hour for Entire Intersection Begins at 07:15 AM																	
07:15 AM	36	433	37	506	57	14	34	105	46	250	42	338	72	28	141	241	1190
07:30 AM	39	449	73	561	53	27	27	107	54	203	47	304	28	14	69	111	1083
07:45 AM	31	472	63	566	57	16	16	89	60	218	55	333	44	30	94	168	1156
08:00 AM	26	422	19	467	70	12	16	98	31	189	44	264	49	35	128	212	1041
Total Volume	132	1776	192	2100	237	69	93	399	191	860	188	1239	193	107	432	732	4470
% App. Total	6.3	84.6	9.1		59.4	17.3	23.3		15.4	69.4	15.2		26.4	14.6	59		
PHF	.846	.941	.658	.928	.846	.639	.684	.932	.796	.860	.855	.916	.670	.764	.766	.759	.939

Counts Unlimited
PO Box 1178
Corona, CA 92878
(951) 268-6268

City of Lake Elsinore
N/S: Railroad Canyon Drive
E/W: Summerhill Drive/Grape Street
Weather: Clear

File Name : LKERRSUAM
Site Code : 05716654
Start Date : 12/8/2016
Page No : 2



Peak Hour Analysis From 07:00 AM to 08:45 AM - Peak 1 of 1

Peak Hour for Each Approach Begins at:

	07:00 AM				08:00 AM				07:15 AM				07:15 AM			
+0 mins.	43	429	10	482	70	12	16	98	46	250	42	338	72	28	141	241
+15 mins.	36	433	37	506	58	18	14	90	54	203	47	304	28	14	69	111
+30 mins.	39	449	73	561	58	18	21	97	60	218	55	333	44	30	94	168
+45 mins.	31	472	63	566	62	23	38	123	31	189	44	264	49	35	128	212
Total Volume	149	1783	183	2115	248	71	89	408	191	860	188	1239	193	107	432	732
% App. Total	7	84.3	8.7		60.8	17.4	21.8		15.4	69.4	15.2		26.4	14.6	59	
PHF	.866	.944	.627	.934	.886	.772	.586	.829	.796	.860	.855	.916	.670	.764	.766	.759

Counts Unlimited
PO Box 1178
Corona, CA 92878
(951) 268-6268

City of Lake Elsinore
N/S: Railroad Canyon Road
E/W: Summerhill Lane/Grape Street
Weather: Clear

File Name : LKESURRPM
Site Code : 05716254
Start Date : 5/25/2016
Page No : 1

Groups Printed- Total Volume

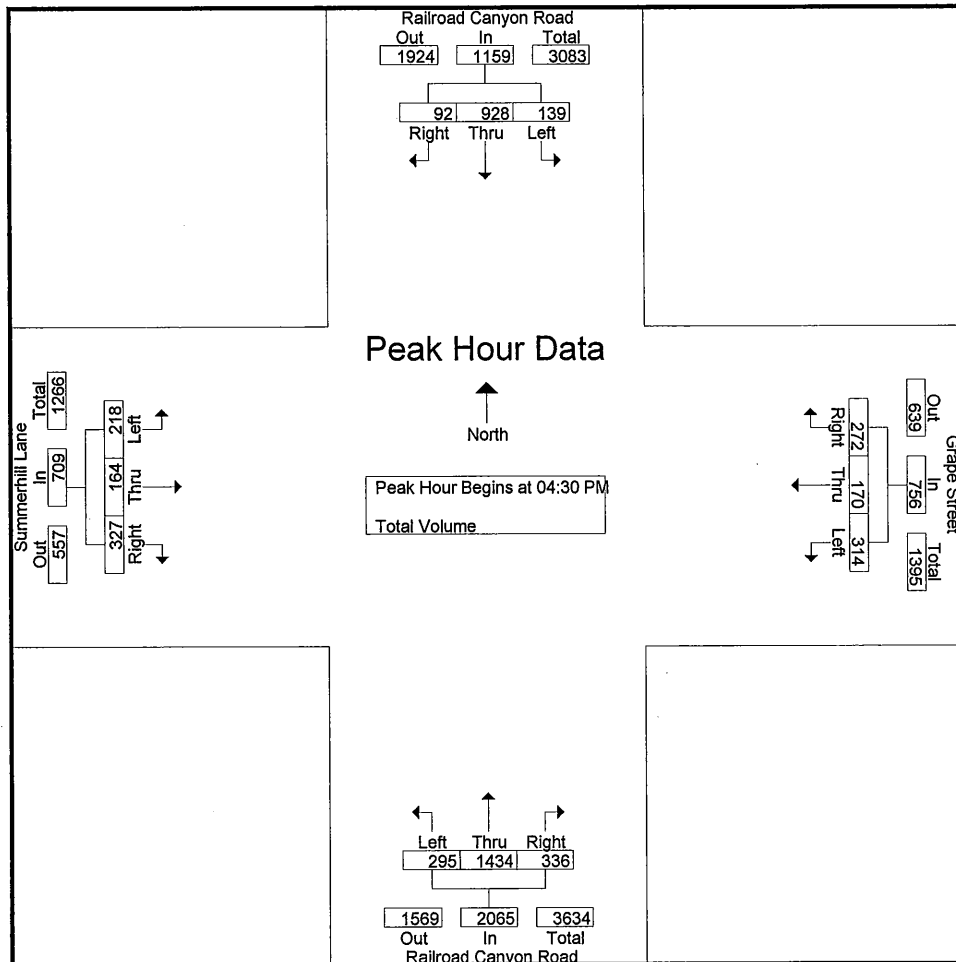
	Railroad Canyon Road Southbound				Grape Street Westbound				Railroad Canyon Road Northbound				Summerhill Lane Eastbound				
Start Time	Left	Thru	Right	App. Total	Left	Thru	Right	App. Total	Left	Thru	Right	App. Total	Left	Thru	Right	App. Total	Int. Total
04:00 PM	37	246	18	301	87	43	62	192	66	353	84	503	50	30	82	162	1158
04:15 PM	42	240	26	308	87	27	61	175	82	241	76	399	42	25	70	137	1019
04:30 PM	44	234	18	296	59	36	69	164	73	350	81	504	51	40	69	160	1124
04:45 PM	38	224	20	282	84	53	63	200	76	356	88	520	56	39	68	163	1165
Total	161	944	82	1187	317	159	255	731	297	1300	329	1926	199	134	289	622	4466
05:00 PM	28	234	24	286	92	40	56	188	70	365	87	522	52	40	93	185	1181
05:15 PM	29	236	30	295	79	41	84	204	76	363	80	519	59	45	97	201	1219
05:30 PM	37	237	11	285	64	43	58	165	54	366	74	494	55	40	74	169	1113
05:45 PM	22	213	18	253	75	36	69	180	69	374	76	519	43	30	80	153	1105
Total	116	920	83	1119	310	160	267	737	269	1468	317	2054	209	155	344	708	4618
Grand Total	277	1864	165	2306	627	319	522	1468	566	2768	646	3980	408	289	633	1330	9084
Apprch %	12	80.8	7.2		42.7	21.7	35.6		14.2	69.5	16.2		30.7	21.7	47.6		
Total %	3	20.5	1.8	25.4	6.9	3.5	5.7	16.2	6.2	30.5	7.1	43.8	4.5	3.2	7	14.6	

	Railroad Canyon Road Southbound				Grape Street Westbound				Railroad Canyon Road Northbound				Summerhill Lane Eastbound				
Start Time	Left	Thru	Right	App. Total	Left	Thru	Right	App. Total	Left	Thru	Right	App. Total	Left	Thru	Right	App. Total	Int. Total
Peak Hour Analysis From 04:00 PM to 05:45 PM - Peak 1 of 1																	
Peak Hour for Entire Intersection Begins at 04:30 PM																	
04:30 PM	44	234	18	296	59	36	69	164	73	350	81	504	51	40	69	160	1124
04:45 PM	38	224	20	282	84	53	63	200	76	356	88	520	56	39	68	163	1165
05:00 PM	28	234	24	286	92	40	56	188	70	365	87	522	52	40	93	185	1181
05:15 PM	29	236	30	295	79	41	84	204	76	363	80	519	59	45	97	201	1219
Total Volume	139	928	92	1159	314	170	272	756	295	1434	336	2065	218	164	327	709	4689
% App. Total	12	80.1	7.9		41.5	22.5	36		14.3	69.4	16.3		30.7	23.1	46.1		
PHF	.790	.983	.767	.979	.853	.802	.810	.926	.970	.982	.955	.989	.924	.911	.843	.882	.962

Counts Unlimited
PO Box 1178
Corona, CA 92878
(951) 268-6268

City of Lake Elsinore
N/S: Railroad Canyon Road
E/W: Summerhill Lane/Grape Street
Weather: Clear

File Name : LKESURRPM
Site Code : 05716254
Start Date : 5/25/2016
Page No : 2



Peak Hour Analysis From 04:00 PM to 05:45 PM - Peak 1 of 1

Peak Hour for Each Approach Begins at:

	04:00 PM				04:45 PM				04:30 PM				04:45 PM			
+0 mins.	37	246	18	301	84	53	63	200	73	350	81	504	56	39	68	163
+15 mins.	42	240	26	308	92	40	56	188	76	356	88	520	52	40	93	185
+30 mins.	44	234	18	296	79	41	84	204	70	365	87	522	59	45	97	201
+45 mins.	38	224	20	282	64	43	58	165	76	363	80	519	55	40	74	169
Total Volume	161	944	82	1187	319	177	261	757	295	1434	336	2065	222	164	332	718
% App. Total	13.6	79.5	6.9		42.1	23.4	34.5		14.3	69.4	16.3		30.9	22.8	46.2	
PHF	.915	.959	.788	.963	.867	.835	.777	.928	.970	.982	.955	.989	.941	.911	.856	.893

Counts Unlimited
PO Box 1178
Corona, CA 92878
(951) 268-6268

City of Lake Elsinore
N/S: Railroad Canyon Road
E/W: Summerhill Lane/Grape Street
Weather: Clear

File Name : LKESURRMD
Site Code : 05716254
Start Date : 5/7/2016
Page No : 1

Groups Printed- Total Volume

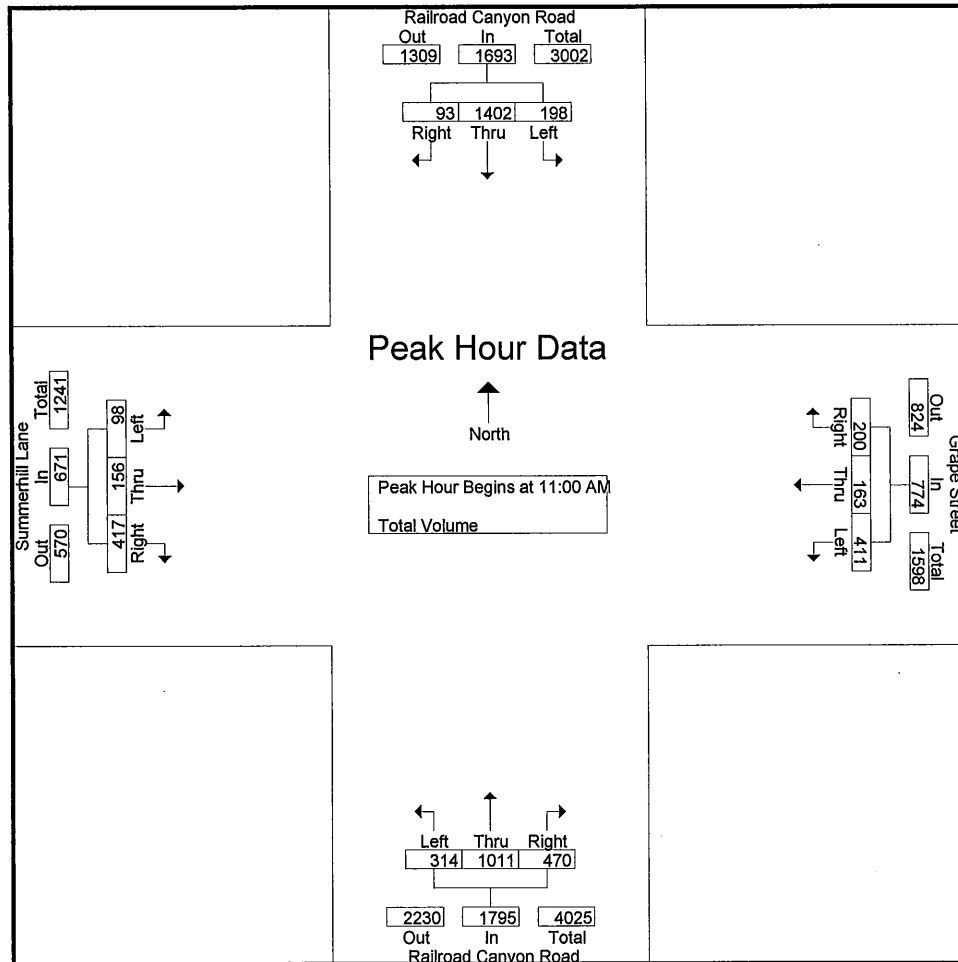
	Railroad Canyon Road Southbound				Grape Street Westbound				Railroad Canyon Road Northbound				Summerhill Lane Eastbound				
Start Time	Left	Thru	Right	App. Total	Left	Thru	Right	App. Total	Left	Thru	Right	App. Total	Left	Thru	Right	App. Total	Int. Total
11:00 AM	52	324	22	398	100	37	53	190	78	252	128	458	16	38	101	155	1201
11:15 AM	48	358	14	420	97	46	45	188	81	247	132	460	30	38	104	172	1240
11:30 AM	52	387	30	469	115	35	44	194	79	274	106	459	23	40	104	167	1289
11:45 AM	46	333	27	406	99	45	58	202	76	238	104	418	29	40	108	177	1203
Total	198	1402	93	1693	411	163	200	774	314	1011	470	1795	98	156	417	671	4933
12:00 PM	46	326	21	393	103	38	51	192	97	242	114	453	23	46	90	159	1197
12:15 PM	49	331	24	404	106	40	46	192	93	261	117	471	23	28	110	161	1228
12:30 PM	42	332	17	391	99	40	48	187	88	272	123	483	30	47	102	179	1240
12:45 PM	44	291	27	362	96	62	59	217	74	269	105	448	22	52	98	172	1199
Total	181	1280	89	1550	404	180	204	788	352	1044	459	1855	98	173	400	671	4864
01:00 PM	38	323	21	382	105	50	33	188	85	223	122	430	26	49	110	185	1185
01:15 PM	52	319	20	391	113	43	49	205	84	251	119	454	23	40	93	156	1206
01:30 PM	47	292	27	366	86	67	56	209	87	243	101	431	30	38	98	166	1172
01:45 PM	43	265	20	328	94	58	50	202	86	255	98	439	36	34	115	185	1154
Total	180	1199	88	1467	398	218	188	804	342	972	440	1754	115	161	416	692	4717
Grand Total	559	3881	270	4710	1213	561	592	2366	1008	3027	1369	5404	311	490	1233	2034	14514
Apprch %	11.9	82.4	5.7		51.3	23.7	25		18.7	56	25.3		15.3	24.1	60.6		
Total %	3.9	26.7	1.9	32.5	8.4	3.9	4.1	16.3	6.9	20.9	9.4	37.2	2.1	3.4	8.5	14	

	Railroad Canyon Road Southbound				Grape Street Westbound				Railroad Canyon Road Northbound				Summerhill Lane Eastbound				
Start Time	Left	Thru	Right	App. Total	Left	Thru	Right	App. Total	Left	Thru	Right	App. Total	Left	Thru	Right	App. Total	Int. Total
Peak Hour Analysis From 11:00 AM to 01:45 PM - Peak 1 of 1																	
Peak Hour for Entire Intersection Begins at 11:00 AM																	
11:00 AM	52	324	22	398	100	37	53	190	78	252	128	458	16	38	101	155	1201
11:15 AM	48	358	14	420	97	46	45	188	81	247	132	460	30	38	104	172	1240
11:30 AM	52	387	30	469	115	35	44	194	79	274	106	459	23	40	104	167	1289
11:45 AM	46	333	27	406	99	45	58	202	76	238	104	418	29	40	108	177	1203
Total Volume	198	1402	93	1693	411	163	200	774	314	1011	470	1795	98	156	417	671	4933
% App. Total	11.7	82.8	5.5		53.1	21.1	25.8		17.5	56.3	26.2		14.6	23.2	62.1		
PHF	.952	.906	.775	.902	.893	.886	.862	.958	.969	.922	.890	.976	.817	.975	.965	.948	.957

Counts Unlimited
PO Box 1178
Corona, CA 92878
(951) 268-6268

City of Lake Elsinore
N/S: Railroad Canyon Road
E/W: Summerhill Lane/Grape Street
Weather: Clear

File Name : LKESURRMD
Site Code : 05716254
Start Date : 5/7/2016
Page No : 2



Peak Hour Analysis From 11:00 AM to 01:45 PM - Peak 1 of 1

Peak Hour for Each Approach Begins at:

	11:00 AM				12:45 PM				12:00 PM				12:15 PM			
+0 mins.	52	324	22	398	96	62	59	217	97	242	114	453	23	28	110	161
+15 mins.	48	358	14	420	105	50	33	188	93	261	117	471	30	47	102	179
+30 mins.	52	387	30	469	113	43	49	205	88	272	123	483	22	52	98	172
+45 mins.	46	333	27	406	86	67	56	209	74	269	105	448	26	49	110	185
Total Volume	198	1402	93	1693	400	222	197	819	352	1044	459	1855	101	176	420	697
% App. Total	11.7	82.8	5.5		48.8	27.1	24.1		19	56.3	24.7		14.5	25.3	60.3	
PHF	.952	.906	.775	.902	.885	.828	.835	.944	.907	.960	.933	.960	.842	.846	.955	.942

Counts Unlimited
PO Box 1178
Corona, CA 92878
(951) 268-6268

City of Lake Elsinore
N/S: Railroad Canyon Drive
E/W: I-15 Northbound Ramps
Weather: Clear

File Name : LKERR15NAM
Site Code : 05716654
Start Date : 12/8/2016
Page No : 1

Groups Printed- Total Volume

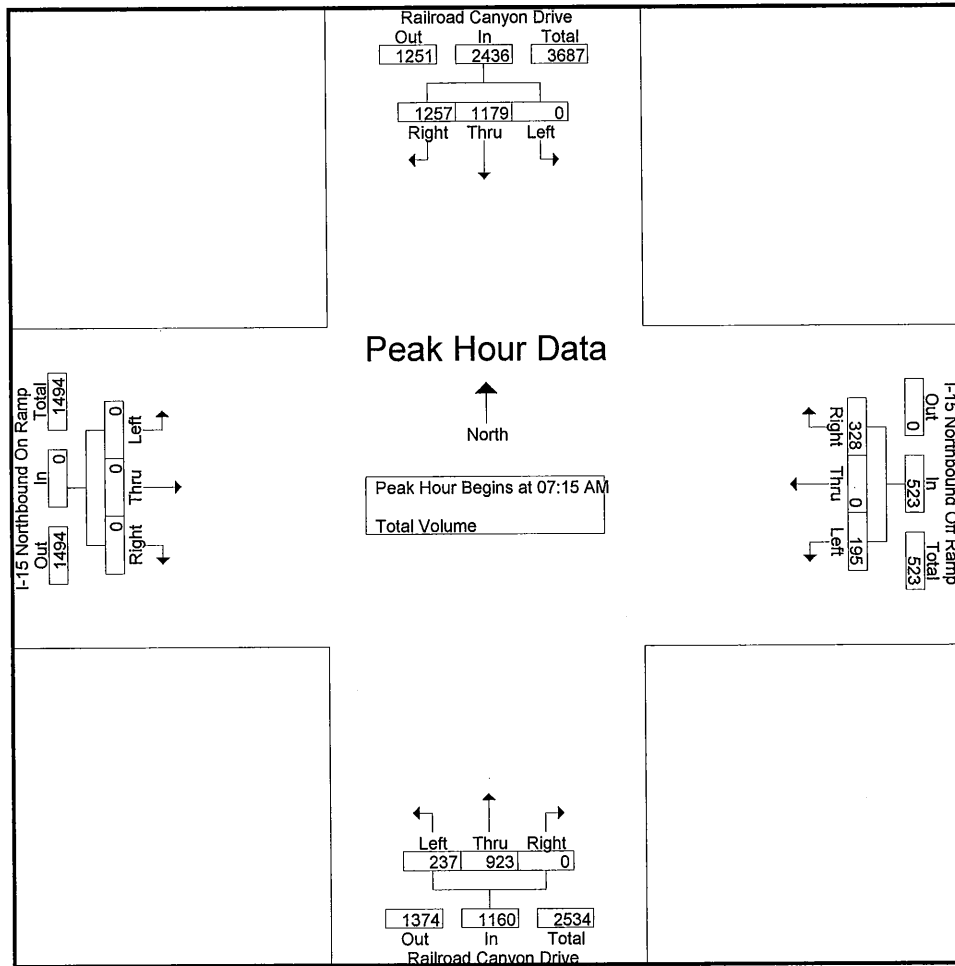
Start Time	Railroad Canyon Drive Southbound				I-15 Northbound Off Ramp Westbound				Railroad Canyon Drive Northbound				I-15 Northbound On Ramp Eastbound				Int. Total
	Left	Thru	Right	App. Total	Left	Thru	Right	App. Total	Left	Thru	Right	App. Total	Left	Thru	Right	App. Total	
07:00 AM	0	243	358	601	29	0	63	92	70	189	0	259	0	0	0	0	952
07:15 AM	0	254	374	628	46	0	82	128	55	258	0	313	0	0	0	0	1069
07:30 AM	0	292	278	570	51	0	88	139	63	224	0	287	0	0	0	0	996
07:45 AM	0	318	307	625	61	0	93	154	52	242	0	294	0	0	0	0	1073
Total	0	1107	1317	2424	187	0	326	513	240	913	0	1153	0	0	0	0	4090
08:00 AM	0	315	298	613	37	0	65	102	67	199	0	266	0	0	0	0	981
08:15 AM	0	247	258	505	50	0	91	141	52	169	0	221	0	0	0	0	867
08:30 AM	0	221	237	458	43	2	97	142	52	185	0	237	0	0	0	0	837
08:45 AM	0	226	234	460	62	0	101	163	58	184	0	242	0	0	0	0	865
Total	0	1009	1027	2036	192	2	354	548	229	737	0	966	0	0	0	0	3550
Grand Total	0	2116	2344	4460	379	2	680	1061	469	1650	0	2119	0	0	0	0	7640
Apprch %	0	47.4	52.6		35.7	0.2	64.1		22.1	77.9	0		0	0	0		
Total %	0	27.7	30.7	58.4	5	0	8.9	13.9	6.1	21.6	0	27.7	0	0	0	0	

	Railroad Canyon Drive Southbound				I-15 Northbound Off Ramp Westbound				Railroad Canyon Drive Northbound				I-15 Northbound On Ramp Eastbound				
Start Time	Left	Thru	Right	App. Total	Left	Thru	Right	App. Total	Left	Thru	Right	App. Total	Left	Thru	Right	App. Total	Int. Total
Peak Hour Analysis From 07:00 AM to 08:45 AM - Peak 1 of 1																	
Peak Hour for Entire Intersection Begins at 07:15 AM																	
07:15 AM	0	254	374	628	46	0	82	128	55	258	0	313	0	0	0	0	1069
07:30 AM	0	292	278	570	51	0	88	139	63	224	0	287	0	0	0	0	996
07:45 AM	0	318	307	625	61	0	93	154	52	242	0	294	0	0	0	0	1073
08:00 AM	0	315	298	613	37	0	65	102	67	199	0	266	0	0	0	0	981
Total Volume	0	1179	1257	2436	195	0	328	523	237	923	0	1160	0	0	0	0	4119
% App. Total	0	48.4	51.6		37.3	0	62.7		20.4	79.6	0		0	0	0		
PHF	.000	.927	.840	.970	.799	.000	.882	.849	.884	.894	.000	.927	.000	.000	.000	.000	.960

Counts Unlimited
PO Box 1178
Corona, CA 92878
(951) 268-6268

City of Lake Elsinore
N/S: Railroad Canyon Drive
E/W: I-15 Northbound Ramps
Weather: Clear

File Name : LKERR15NAM
Site Code : 05716654
Start Date : 12/8/2016
Page No : 2



Peak Hour Analysis From 07:00 AM to 08:45 AM - Peak 1 of 1
Peak Hour for Each Approach Begins at:

	07:15 AM				08:00 AM				07:15 AM				07:00 AM			
+0 mins.	0	254	374	628	37	0	65	102	55	258	0	313	0	0	0	0
+15 mins.	0	292	278	570	50	0	91	141	63	224	0	287	0	0	0	0
+30 mins.	0	318	307	625	43	2	97	142	52	242	0	294	0	0	0	0
+45 mins.	0	315	298	613	62	0	101	163	67	199	0	266	0	0	0	0
Total Volume	0	1179	1257	2436	192	2	354	548	237	923	0	1160	0	0	0	0
% App. Total	0	48.4	51.6		35	0.4	64.6		20.4	79.6	0		0	0	0	
PHF	.000	.927	.840	.970	.774	.250	.876	.840	.884	.894	.000	.927	.000	.000	.000	.000

Counts Unlimited
PO Box 1178
Corona, CA 92878
(951) 268-6268

City of Lake Elsinore
N/S: Railroad Canyon Road
E/W: I-15 Northbound Ramps
Weather: Clear

File Name : LKE15NRRPM
Site Code : 05716254
Start Date : 5/25/2016
Page No : 1

Groups Printed- Total Volume

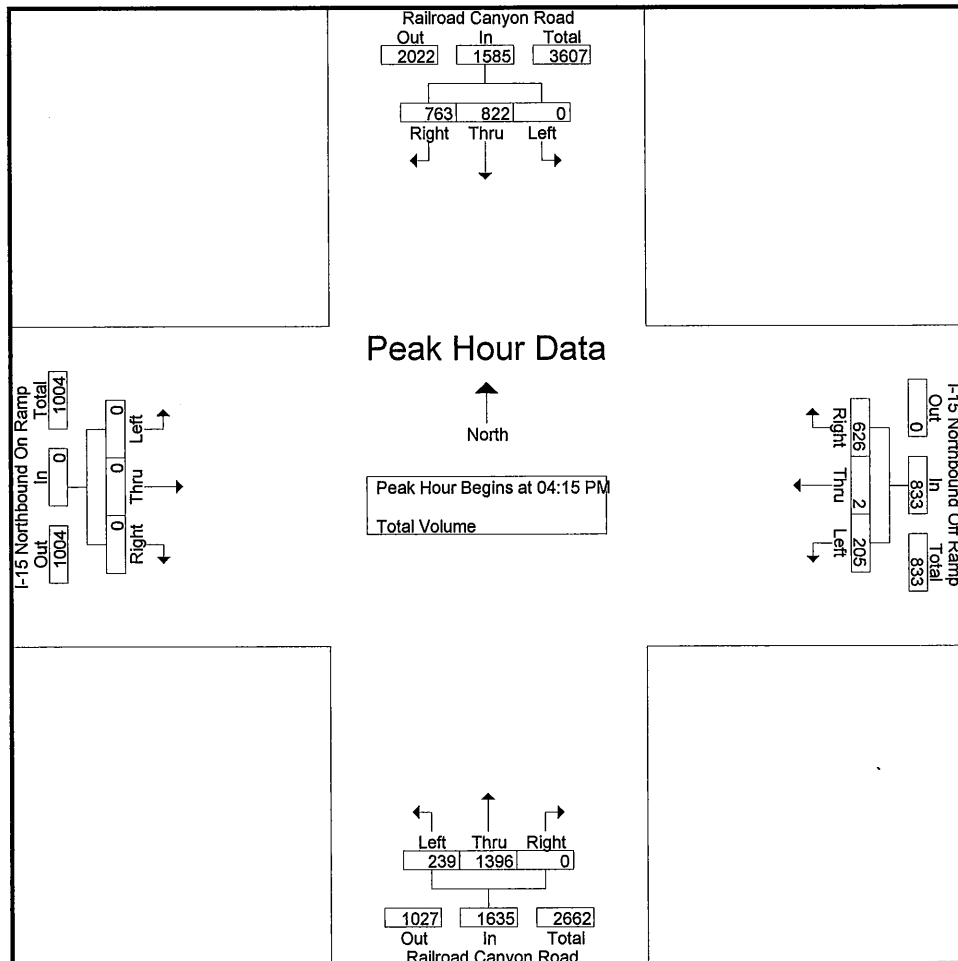
	Railroad Canyon Road Southbound				I-15 Northbound Off Ramp Westbound				Railroad Canyon Road Northbound				I-15 Northbound On Ramp Eastbound				
Start Time	Left	Thru	Right	App. Total	Left	Thru	Right	App. Total	Left	Thru	Right	App. Total	Left	Thru	Right	App. Total	Int. Total
04:00 PM	0	218	194	412	50	1	152	203	65	345	0	410	0	0	0	0	1025
04:15 PM	0	214	200	414	51	0	150	201	52	349	0	401	0	0	0	0	1016
04:30 PM	0	176	169	345	53	1	159	213	70	353	0	423	0	0	0	0	981
04:45 PM	0	218	194	412	50	1	157	208	65	345	0	410	0	0	0	0	1030
Total	0	826	757	1583	204	3	618	825	252	1392	0	1644	0	0	0	0	4052
05:00 PM	0	214	200	414	51	0	160	211	52	349	0	401	0	0	0	0	1026
05:15 PM	0	176	169	345	53	1	169	223	70	353	0	423	0	0	0	0	991
05:30 PM	0	201	182	383	58	1	170	229	63	306	0	369	0	0	0	0	981
05:45 PM	0	202	178	380	58	1	163	222	56	336	0	392	0	0	0	0	994
Total	0	793	729	1522	220	3	662	885	241	1344	0	1585	0	0	0	0	3992
Grand Total	0	1619	1486	3105	424	6	1280	1710	493	2736	0	3229	0	0	0	0	8044
Apprch %	0	52.1	47.9		24.8	0.4	74.9		15.3	84.7	0		0	0	0		
Total %	0	20.1	18.5	38.6	5.3	0.1	15.9	21.3	6.1	34	0	40.1	0	0	0	0	

	Railroad Canyon Road Southbound				I-15 Northbound Off Ramp Westbound				Railroad Canyon Road Northbound				I-15 Northbound On Ramp Eastbound				
Start Time	Left	Thru	Right	App. Total	Left	Thru	Right	App. Total	Left	Thru	Right	App. Total	Left	Thru	Right	App. Total	Int. Total
Peak Hour Analysis From 04:00 PM to 05:45 PM - Peak 1 of 1																	
Peak Hour for Entire Intersection Begins at 04:15 PM																	
04:15 PM	0	214	200	414	51	0	150	201	52	349	0	401	0	0	0	0	1016
04:30 PM	0	176	169	345	53	1	159	213	70	353	0	423	0	0	0	0	981
04:45 PM	0	218	194	412	50	1	157	208	65	345	0	410	0	0	0	0	1030
05:00 PM	0	214	200	414	51	0	160	211	52	349	0	401	0	0	0	0	1026
Total Volume	0	822	763	1585	205	2	626	833	239	1396	0	1635	0	0	0	0	4053
% App. Total	0	51.9	48.1		24.6	0.2	75.2		14.6	85.4	0		0	0	0		
PHF	.000	.943	.954	.957	.967	.500	.978	.978	.854	.989	.000	.966	.000	.000	.000	.000	.984

Counts Unlimited
PO Box 1178
Corona, CA 92878
(951) 268-6268

City of Lake Elsinore
N/S: Railroad Canyon Road
E/W: I-15 Northbound Ramps
Weather: Clear

File Name : LKE15NRRPM
Site Code : 05716254
Start Date : 5/25/2016
Page No : 2



Peak Hour Analysis From 04:00 PM to 05:45 PM - Peak 1 of 1

Peak Hour for Each Approach Begins at:

	04:15 PM				05:00 PM				04:30 PM				04:00 PM			
+0 mins.	0	214	200	414	51	0	160	211	70	353	0	423	0	0	0	0
+15 mins.	0	176	169	345	53	1	169	223	65	345	0	410	0	0	0	0
+30 mins.	0	218	194	412	58	1	170	229	52	349	0	401	0	0	0	0
+45 mins.	0	214	200	414	58	1	163	222	70	353	0	423	0	0	0	0
Total Volume	0	822	763	1585	220	3	662	885	257	1400	0	1657	0	0	0	0
% App. Total	0	51.9	48.1		24.9	0.3	74.8		15.5	84.5	0		0	0	0	
PHF	.000	.943	.954	.957	.948	.750	.974	.966	.918	.992	.000	.979	.000	.000	.000	.000

Counts Unlimited
PO Box 1178
Corona, CA 92878
(951) 268-6268

City of Lake Elsinore
N/S: Railroad Canyon Road
E/W: I-15 Northbound Ramps
Weather: Clear

File Name : LKE15NRRMD
Site Code : 05716254
Start Date : 5/7/2016
Page No : 1

Groups Printed- Total Volume

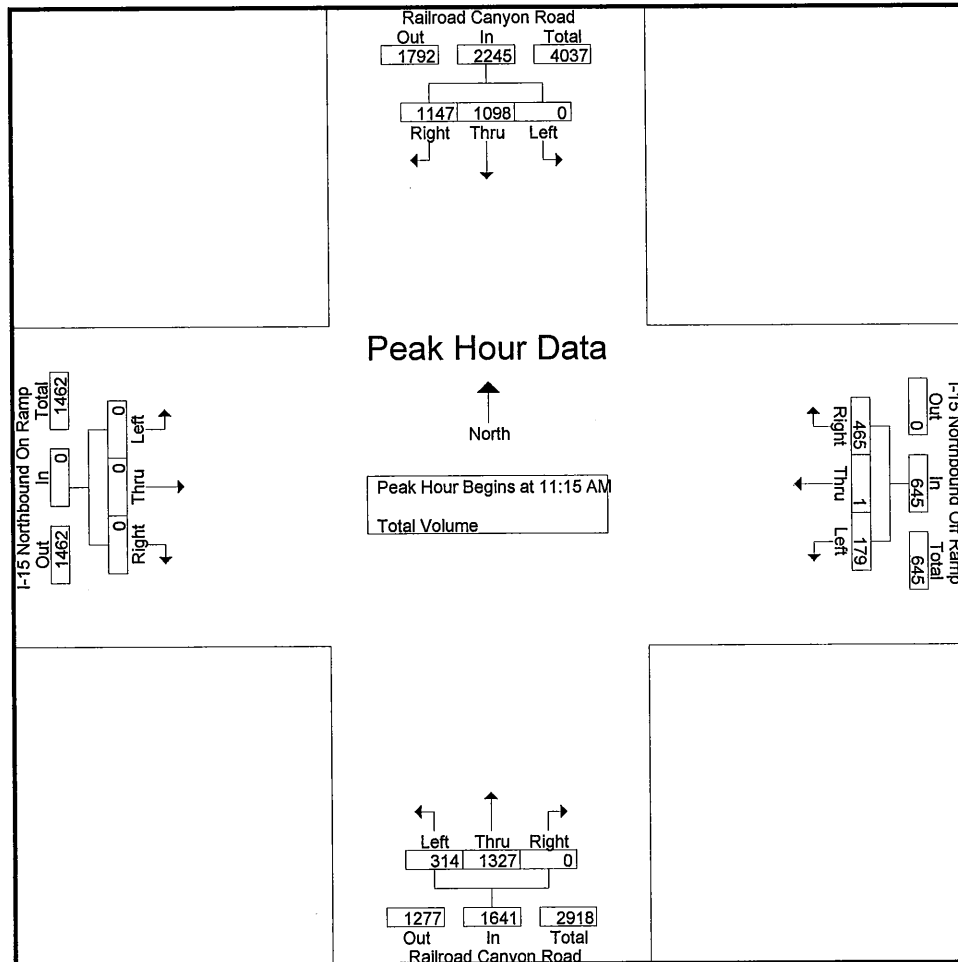
Start Time	Railroad Canyon Road Southbound				I-15 Northbound Off Ramp Westbound				Railroad Canyon Road Northbound				I-15 Northbound On Ramp Eastbound				Int. Total
	Left	Thru	Right	App. Total	Left	Thru	Right	App. Total	Left	Thru	Right	App. Total	Left	Thru	Right	App. Total	
11:00 AM	0	235	284	519	25	0	106	131	81	350	0	431	0	0	0	0	1081
11:15 AM	0	277	288	565	52	1	118	171	80	338	0	418	0	0	0	0	1154
11:30 AM	0	288	318	606	36	0	125	161	81	338	0	419	0	0	0	0	1186
11:45 AM	0	259	289	548	40	0	94	134	68	327	0	395	0	0	0	0	1077
Total	0	1059	1179	2238	153	1	443	597	310	1353	0	1663	0	0	0	0	4498
12:00 PM	0	274	252	526	51	0	128	179	85	324	0	409	0	0	0	0	1114
12:15 PM	0	272	279	551	42	0	130	172	81	341	0	422	0	0	0	0	1145
12:30 PM	0	252	282	534	62	0	135	197	69	346	0	415	0	0	0	0	1146
12:45 PM	0	238	242	480	61	0	124	185	104	319	0	423	0	0	0	0	1088
Total	0	1036	1055	2091	216	0	517	733	339	1330	0	1669	0	0	0	0	4493
01:00 PM	0	265	273	538	53	0	119	172	83	313	0	396	0	0	0	0	1106
01:15 PM	0	252	280	532	47	1	119	167	86	332	0	418	0	0	0	0	1117
01:30 PM	0	230	252	482	40	1	113	154	66	314	0	380	0	0	0	0	1016
01:45 PM	0	210	272	482	54	0	123	177	65	311	0	376	0	0	0	0	1035
Total	0	957	1077	2034	194	2	474	670	300	1270	0	1570	0	0	0	0	4274
Grand Total	0	3052	3311	6363	563	3	1434	2000	949	3953	0	4902	0	0	0	0	13265
Apprch %	0	48	52		28.1	0.2	71.7		19.4	80.6	0		0	0	0		
Total %	0	23	25	48	4.2	0	10.8	15.1	7.2	29.8	0	37	0	0	0	0	

	Railroad Canyon Road Southbound				I-15 Northbound Off Ramp Westbound				Railroad Canyon Road Northbound				I-15 Northbound On Ramp Eastbound				
Start Time	Left	Thru	Right	App. Total	Left	Thru	Right	App. Total	Left	Thru	Right	App. Total	Left	Thru	Right	App. Total	Int. Total
Peak Hour Analysis From 11:00 AM to 01:45 PM - Peak 1 of 1																	
Peak Hour for Entire Intersection Begins at 11:15 AM																	
11:15 AM	0	277	288	565	52	1	118	171	80	338	0	418	0	0	0	0	1154
11:30 AM	0	288	318	606	36	0	125	161	81	338	0	419	0	0	0	0	1186
11:45 AM	0	259	289	548	40	0	94	134	68	327	0	395	0	0	0	0	1077
12:00 PM	0	274	252	526	51	0	128	179	85	324	0	409	0	0	0	0	1114
Total Volume	0	1098	1147	2245	179	1	465	645	314	1327	0	1641	0	0	0	0	4531
% App. Total	0	48.9	51.1		27.8	0.2	72.1		19.1	80.9	0		0	0	0		
PHF	.000	.953	.902	.926	.861	.250	.908	.901	.924	.982	.000	.979	.000	.000	.000	.000	.955

Counts Unlimited
PO Box 1178
Corona, CA 92878
(951) 268-6268

City of Lake Elsinore
N/S: Railroad Canyon Road
E/W: I-15 Northbound Ramps
Weather: Clear

File Name : LKE15NRRMD
Site Code : 05716254
Start Date : 5/7/2016
Page No : 2



Peak Hour Analysis From 11:00 AM to 01:45 PM - Peak 1 of 1
Peak Hour for Each Approach Begins at:

	11:15 AM				12:00 PM				12:00 PM				11:00 AM			
+0 mins.	0	277	288	565	51	0	128	179	85	324	0	409	0	0	0	0
+15 mins.	0	288	318	606	42	0	130	172	81	341	0	422	0	0	0	0
+30 mins.	0	259	289	548	62	0	135	197	69	346	0	415	0	0	0	0
+45 mins.	0	274	252	526	61	0	124	185	104	319	0	423	0	0	0	0
Total Volume	0	1098	1147	2245	216	0	517	733	339	1330	0	1669	0	0	0	0
% App. Total	0	48.9	51.1		29.5	0	70.5		20.3	79.7	0		0	0	0	
PHF	.000	.953	.902	.926	.871	.000	.957	.930	.815	.961	.000	.986	.000	.000	.000	.000

Counts Unlimited
PO Box 1178
Corona, CA 92878
(951) 268-6268

City of Lake Elsinore
N/S: Railroad Canyon Drive/Diamond Drive
E/W: I-15 Southbound Ramps
Weather: Clear

File Name : LKEDI15SAM
Site Code : 05716654
Start Date : 12/8/2016
Page No : 1

Groups Printed- Total Volume

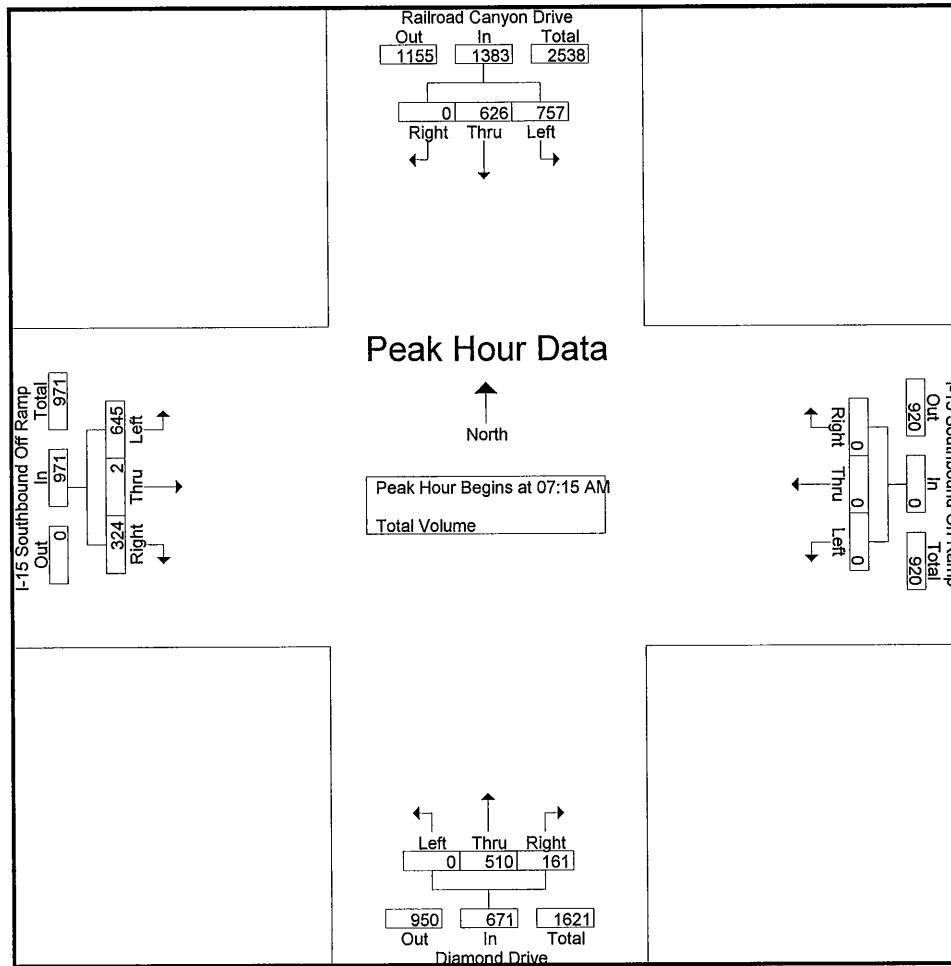
	Railroad Canyon Drive Southbound				I-15 Southbound On Ramp Westbound				Diamond Drive Northbound				I-15 Southbound Off Ramp Eastbound				
Start Time	Left	Thru	Right	App. Total	Left	Thru	Right	App. Total	Left	Thru	Right	App. Total	Left	Thru	Right	App. Total	Int. Total
07:00 AM	157	111	0	268	0	0	0	0	0	119	40	159	143	0	61	204	631
07:15 AM	166	134	0	300	0	0	0	0	0	130	29	159	178	0	61	239	698
07:30 AM	191	158	0	349	0	0	0	0	0	104	41	145	183	1	74	258	752
07:45 AM	192	189	0	381	0	0	0	0	0	146	45	191	148	1	96	245	817
Total	706	592	0	1298	0	0	0	0	0	499	155	654	652	2	292	946	2898
08:00 AM	208	145	0	353	0	0	0	0	0	130	46	176	136	0	93	229	758
08:15 AM	169	133	0	302	0	0	0	0	0	110	50	160	116	0	59	175	637
08:30 AM	132	130	0	262	0	0	0	0	0	107	59	166	129	0	81	210	638
08:45 AM	144	150	0	294	0	0	0	0	0	115	42	157	131	2	70	203	654
Total	653	558	0	1211	0	0	0	0	0	462	197	659	512	2	303	817	2687
Grand Total	1359	1150	0	2509	0	0	0	0	0	961	352	1313	1164	4	595	1763	5585
Apprch %	54.2	45.8	0		0	0	0		0	73.2	26.8		66	0.2	33.7		
Total %	24.3	20.6	0	44.9	0	0	0	0	0	17.2	6.3	23.5	20.8	0.1	10.7	31.6	

	Railroad Canyon Drive Southbound				I-15 Southbound On Ramp Westbound				Diamond Drive Northbound				I-15 Southbound Off Ramp Eastbound				
Start Time	Left	Thru	Right	App. Total	Left	Thru	Right	App. Total	Left	Thru	Right	App. Total	Left	Thru	Right	App. Total	Int. Total
Peak Hour Analysis From 07:00 AM to 08:45 AM - Peak 1 of 1																	
Peak Hour for Entire Intersection Begins at 07:15 AM																	
07:15 AM	166	134	0	300	0	0	0	0	0	130	29	159	178	0	61	239	698
07:30 AM	191	158	0	349	0	0	0	0	0	104	41	145	183	1	74	258	752
07:45 AM	192	189	0	381	0	0	0	0	0	146	45	191	148	1	96	245	817
08:00 AM	208	145	0	353	0	0	0	0	0	130	46	176	136	0	93	229	758
Total Volume	757	626	0	1383	0	0	0	0	0	510	161	671	645	2	324	971	3025
% App. Total	54.7	45.3	0		0	0	0		0	76	24		66.4	0.2	33.4		
PHF	.910	.828	.000	.907	.000	.000	.000	.000	.000	.873	.875	.878	.881	.500	.844	.941	.926

Counts Unlimited
PO Box 1178
Corona, CA 92878
(951) 268-6268

City of Lake Elsinore
N/S: Railroad Canyon Drive/Diamond Drive
E/W: I-15 Southbound Ramps
Weather: Clear

File Name : LKEDI15SAM
Site Code : 05716654
Start Date : 12/8/2016
Page No : 2



Peak Hour Analysis From 07:00 AM to 08:45 AM - Peak 1 of 1

Peak Hour for Each Approach Begins at:

	07:30 AM				07:00 AM				07:45 AM				07:15 AM			
+0 mins.	191	158	0	349	0	0	0	0	0	146	45	191	178	0	61	239
+15 mins.	192	189	0	381	0	0	0	0	0	130	46	176	183	1	74	258
+30 mins.	208	145	0	353	0	0	0	0	0	110	50	160	148	1	96	245
+45 mins.	169	133	0	302	0	0	0	0	0	107	59	166	136	0	93	229
Total Volume	760	625	0	1385	0	0	0	0	0	493	200	693	645	2	324	971
% App. Total	54.9	45.1	0		0	0	0		0	71.1	28.9		66.4	0.2	33.4	
PHF	.913	.827	.000	.909	.000	.000	.000	.000	.000	.844	.847	.907	.881	.500	.844	.941

Counts Unlimited
PO Box 1178
Corona, CA 92878
(951) 268-6268

City of Lake Elsinore
N/S: Diamond Drive/Railroad Canyon Road
E/W: I-15 Southbound Ramps
Weather: Clear

File Name : LKE15SRRPM
Site Code : 05716254
Start Date : 5/25/2016
Page No : 1

Groups Printed- Total Volume

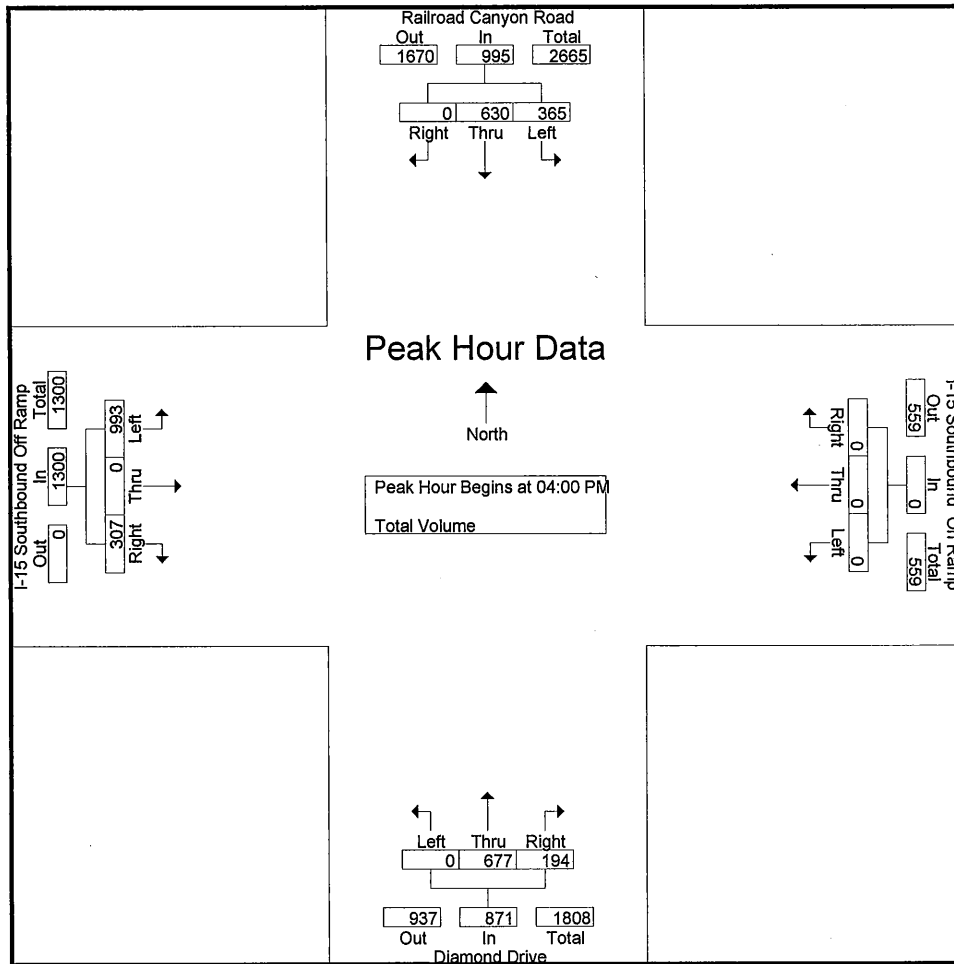
	Railroad Canyon Road Southbound				I-15 Southbound On Ramp Westbound				Diamond Drive Northbound				I-15 Southbound Off Ramp Eastbound				
Start Time	Left	Thru	Right	App. Total	Left	Thru	Right	App. Total	Left	Thru	Right	App. Total	Left	Thru	Right	App. Total	Int. Total
04:00 PM	101	162	0	263	0	0	0	0	0	154	50	204	263	0	92	355	822
04:15 PM	91	164	0	255	0	0	0	0	0	179	53	232	219	0	66	285	772
04:30 PM	94	135	0	229	0	0	0	0	0	170	51	221	253	0	76	329	779
04:45 PM	79	169	0	248	0	0	0	0	0	174	40	214	258	0	73	331	793
Total	365	630	0	995	0	0	0	0	0	677	194	871	993	0	307	1300	3166
05:00 PM	86	157	0	243	0	0	0	0	0	171	57	228	226	0	64	290	761
05:15 PM	93	161	0	254	0	0	0	0	0	170	51	221	259	0	81	340	815
05:30 PM	94	166	0	260	0	0	0	0	0	181	51	232	201	0	62	263	755
05:45 PM	96	161	0	257	0	0	0	0	0	154	34	188	248	0	70	318	763
Total	369	645	0	1014	0	0	0	0	0	676	193	869	934	0	277	1211	3094
Grand Total	734	1275	0	2009	0	0	0	0	0	1353	387	1740	1927	0	584	2511	6260
Apprch %	36.5	63.5	0		0	0	0		0	77.8	22.2		76.7	0	23.3		
Total %	11.7	20.4	0	32.1	0	0	0	0	0	21.6	6.2	27.8	30.8	0	9.3	40.1	

	Railroad Canyon Road Southbound				I-15 Southbound On Ramp Westbound				Diamond Drive Northbound				I-15 Southbound Off Ramp Eastbound				
Start Time	Left	Thru	Right	App. Total	Left	Thru	Right	App. Total	Left	Thru	Right	App. Total	Left	Thru	Right	App. Total	Int. Total
Peak Hour Analysis From 04:00 PM to 05:45 PM - Peak 1 of 1																	
Peak Hour for Entire Intersection Begins at 04:00 PM																	
04:00 PM	101	162	0	263	0	0	0	0	0	154	50	204	263	0	92	355	822
04:15 PM	91	164	0	255	0	0	0	0	0	179	53	232	219	0	66	285	772
04:30 PM	94	135	0	229	0	0	0	0	0	170	51	221	253	0	76	329	779
04:45 PM	79	169	0	248	0	0	0	0	0	174	40	214	258	0	73	331	793
Total Volume	365	630	0	995	0	0	0	0	0	677	194	871	993	0	307	1300	3166
% App. Total	36.7	63.3	0		0	0	0		0	77.7	22.3		76.4	0	23.6		
PHF	.903	.932	.000	.946	.000	.000	.000	.000	.000	.946	.915	.939	.944	.000	.834	.915	.963

Counts Unlimited
PO Box 1178
Corona, CA 92878
(951) 268-6268

City of Lake Elsinore
N/S: Diamond Drive/Railroad Canyon Road
E/W: I-15 Southbound Ramps
Weather: Clear

File Name : LKE15SRRPM
Site Code : 05716254
Start Date : 5/25/2016
Page No : 2



Peak Hour Analysis From 04:00 PM to 05:45 PM - Peak 1 of 1

Peak Hour for Each Approach Begins at:

	05:00 PM				04:00 PM				04:15 PM				04:00 PM			
+0 mins.	86	157	0	243	0	0	0	0	0	179	53	232	263	0	92	355
+15 mins.	93	161	0	254	0	0	0	0	0	170	51	221	219	0	66	285
+30 mins.	94	166	0	260	0	0	0	0	0	174	40	214	253	0	76	329
+45 mins.	96	161	0	257	0	0	0	0	0	171	57	228	258	0	73	331
Total Volume	369	645	0	1014	0	0	0	0	0	694	201	895	993	0	307	1300
% App. Total	36.4	63.6	0		0	0	0		0	77.5	22.5		76.4	0	23.6	
PHF	.961	.971	.000	.975	.000	.000	.000	.000	.000	.969	.882	.964	.944	.000	.834	.915

Counts Unlimited
PO Box 1178
Corona, CA 92878
(951) 268-6268

City of Lake Elsinore
N/S: Diamond Drive/Railroad Canyon Road
E/W: I-15 Southbound Ramps
Weather: Clear

File Name : LKE15SRMD
Site Code : 05716254
Start Date : 5/7/2016
Page No : 1

Groups Printed- Total Volume

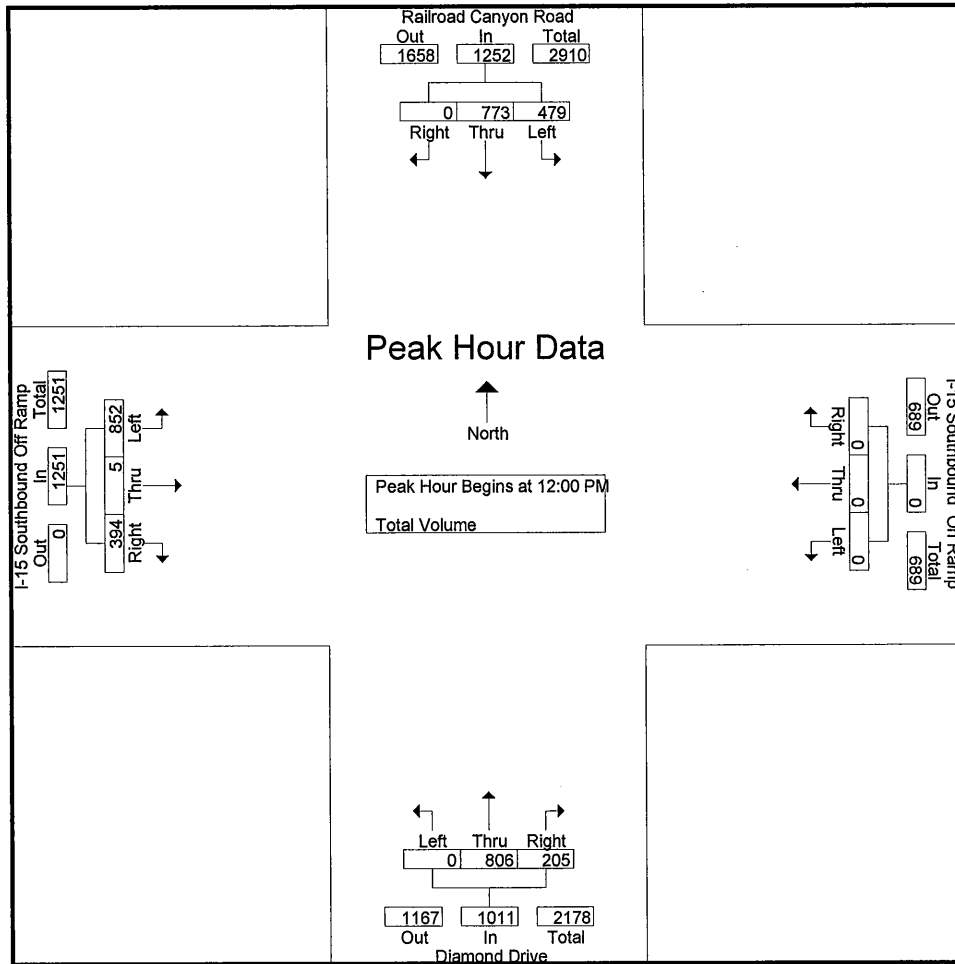
Start Time	Railroad Canyon Road Southbound				I-15 Southbound On Ramp Westbound				Diamond Drive Northbound				I-15 Southbound Off Ramp Eastbound				Int. Total
	Left	Thru	Right	App. Total	Left	Thru	Right	App. Total	Left	Thru	Right	App. Total	Left	Thru	Right	App. Total	
11:00 AM	110	151	0	261	0	0	0	0	0	212	64	276	220	1	100	321	858
11:15 AM	119	206	0	325	0	0	0	0	0	219	53	272	203	0	98	301	898
11:30 AM	135	186	0	321	0	0	0	0	0	206	56	262	213	2	89	304	887
11:45 AM	117	182	0	299	0	0	0	0	0	181	55	236	219	0	91	310	845
Total	481	725	0	1206	0	0	0	0	0	818	228	1046	855	3	378	1236	3488
12:00 PM	140	186	0	326	0	0	0	0	0	192	36	228	211	1	111	323	877
12:15 PM	138	173	0	311	0	0	0	0	0	206	44	250	210	3	105	318	879
12:30 PM	108	208	0	316	0	0	0	0	0	186	59	245	228	0	103	331	892
12:45 PM	93	206	0	299	0	0	0	0	0	222	66	288	203	1	75	279	866
Total	479	773	0	1252	0	0	0	0	0	806	205	1011	852	5	394	1251	3514
01:00 PM	127	190	0	317	0	0	0	0	0	206	58	264	192	4	77	273	854
01:15 PM	125	176	0	301	0	0	0	0	0	208	36	244	213	0	85	298	843
01:30 PM	113	158	0	271	0	0	0	0	0	192	52	244	188	1	82	271	786
01:45 PM	91	172	0	263	0	0	0	0	0	179	68	247	194	0	80	274	784
Total	456	696	0	1152	0	0	0	0	0	785	214	999	787	5	324	1116	3267
Grand Total	1416	2194	0	3610	0	0	0	0	0	2409	647	3056	2494	13	1096	3603	10269
Apprch %	39.2	60.8	0		0	0	0		0	78.8	21.2		69.2	0.4	30.4		
Total %	13.8	21.4	0	35.2	0	0	0	0	0	23.5	6.3	29.8	24.3	0.1	10.7	35.1	

	Railroad Canyon Road Southbound				I-15 Southbound On Ramp Westbound				Diamond Drive Northbound				I-15 Southbound Off Ramp Eastbound				
Start Time	Left	Thru	Right	App. Total	Left	Thru	Right	App. Total	Left	Thru	Right	App. Total	Left	Thru	Right	App. Total	Int. Total
Peak Hour Analysis From 11:00 AM to 01:45 PM - Peak 1 of 1																	
Peak Hour for Entire Intersection Begins at 12:00 PM																	
12:00 PM	140	186	0	326	0	0	0	0	0	192	36	228	211	1	111	323	877
12:15 PM	138	173	0	311	0	0	0	0	0	206	44	250	210	3	105	318	879
12:30 PM	108	208	0	316	0	0	0	0	0	186	59	245	228	0	103	331	892
12:45 PM	93	206	0	299	0	0	0	0	0	222	66	288	203	1	75	279	866
Total Volume	479	773	0	1252	0	0	0	0	0	806	205	1011	852	5	394	1251	3514
% App. Total	38.3	61.7	0		0	0	0		0	79.7	20.3		68.1	0.4	31.5		
PHF	.855	.929	.000	.960	.000	.000	.000	.000	.000	.908	.777	.878	.934	.417	.887	.945	.985

Counts Unlimited
PO Box 1178
Corona, CA 92878
(951) 268-6268

City of Lake Elsinore
N/S: Diamond Drive/Railroad Canyon Road
E/W: I-15 Southbound Ramps
Weather: Clear

File Name : LKE15SRRMD
Site Code : 05716254
Start Date : 5/7/2016
Page No : 2



Peak Hour Analysis From 11:00 AM to 01:45 PM - Peak 1 of 1

Peak Hour for Each Approach Begins at:

	11:15 AM				11:00 AM				12:15 PM				11:45 AM			
+0 mins.	119	206	0	325	0	0	0	0	0	206	44	250	219	0	91	310
+15 mins.	135	186	0	321	0	0	0	0	0	186	59	245	211	1	111	323
+30 mins.	117	182	0	299	0	0	0	0	0	222	66	288	210	3	105	318
+45 mins.	140	186	0	326	0	0	0	0	0	206	58	264	228	0	103	331
Total Volume	511	760	0	1271	0	0	0	0	0	820	227	1047	868	4	410	1282
% App. Total	40.2	59.8	0		0	0	0		0	78.3	21.7		67.7	0.3	32	
PHF	.913	.922	.000	.975	.000	.000	.000	.000	.000	.923	.860	.909	.952	.333	.923	.968

Counts Unlimited
PO Box 1178
Corona, CA 92878
(951) 268-6268

City of Lake Elsinore
N/S: Diamond Drive
E/W: Auto Center Drive/Casino Drive
Weather: Clear

File Name : LKEDIAUAM
Site Code : 05716654
Start Date : 12/8/2016
Page No : 1

Groups Printed- Total Volume

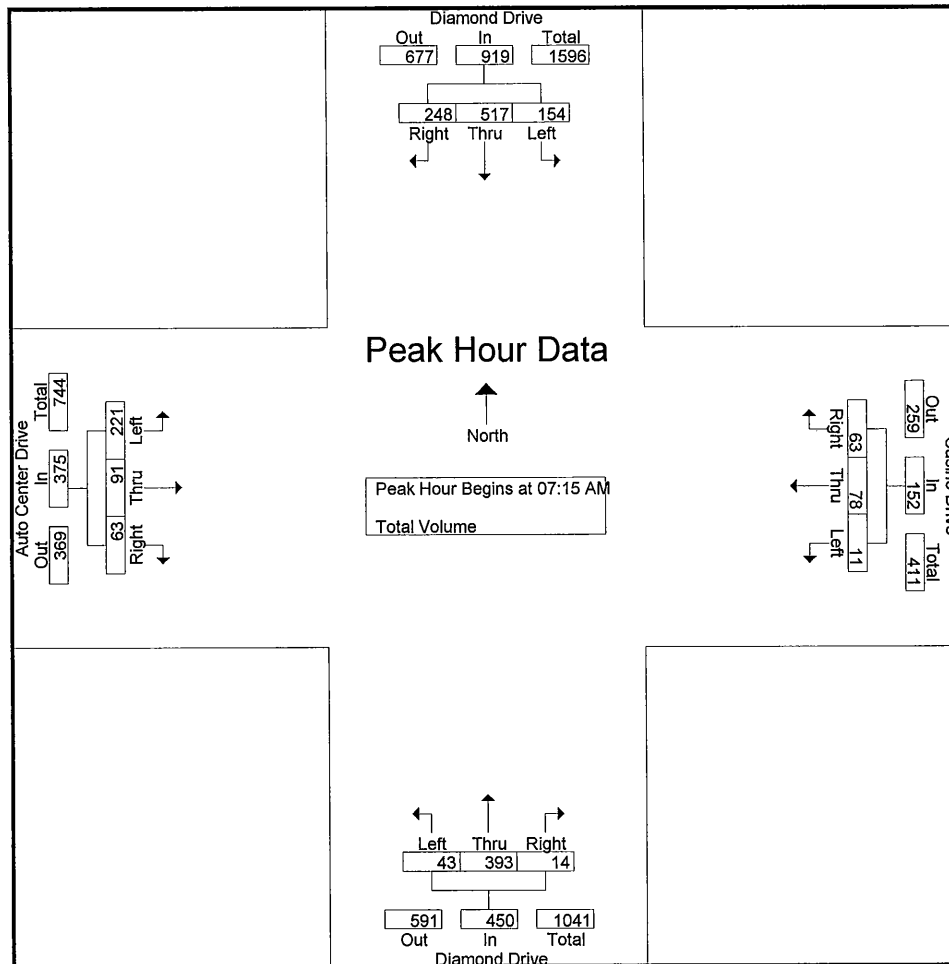
	Diamond Drive Southbound				Casino Drive Westbound				Diamond Drive Northbound				Auto Center Drive Eastbound				
Start Time	Left	Thru	Right	App. Total	Left	Thru	Right	App. Total	Left	Thru	Right	App. Total	Left	Thru	Right	App. Total	Int. Total
07:00 AM	24	97	36	157	1	4	21	26	6	90	2	98	50	4	8	62	343
07:15 AM	25	110	49	184	0	11	12	23	7	106	4	117	51	20	7	78	402
07:30 AM	38	121	68	227	3	30	20	53	8	94	4	106	57	12	10	79	465
07:45 AM	48	138	77	263	3	31	14	48	16	91	5	112	62	35	27	124	547
Total	135	466	230	831	7	76	67	150	37	381	15	433	220	71	52	343	1757
08:00 AM	43	148	54	245	5	6	17	28	12	102	1	115	51	24	19	94	482
08:15 AM	38	100	44	182	4	7	18	29	8	97	3	108	33	12	13	58	377
08:30 AM	41	128	47	216	2	9	22	33	4	116	5	125	56	8	8	72	446
08:45 AM	41	122	32	195	3	9	16	28	11	108	10	129	41	14	15	70	422
Total	163	498	177	838	14	31	73	118	35	423	19	477	181	58	55	294	1727
Grand Total	298	964	407	1669	21	107	140	268	72	804	34	910	401	129	107	637	3484
Apprch %	17.9	57.8	24.4		7.8	39.9	52.2		7.9	88.4	3.7		63	20.3	16.8		
Total %	8.6	27.7	11.7	47.9	0.6	3.1	4	7.7	2.1	23.1	1	26.1	11.5	3.7	3.1	18.3	

	Diamond Drive Southbound				Casino Drive Westbound				Diamond Drive Northbound				Auto Center Drive Eastbound				
Start Time	Left	Thru	Right	App. Total	Left	Thru	Right	App. Total	Left	Thru	Right	App. Total	Left	Thru	Right	App. Total	Int. Total
Peak Hour Analysis From 07:00 AM to 08:45 AM - Peak 1 of 1																	
Peak Hour for Entire Intersection Begins at 07:15 AM																	
07:15 AM	25	110	49	184	0	11	12	23	7	106	4	117	51	20	7	78	402
07:30 AM	38	121	68	227	3	30	20	53	8	94	4	106	57	12	10	79	465
07:45 AM	48	138	77	263	3	31	14	48	16	91	5	112	62	35	27	124	547
08:00 AM	43	148	54	245	5	6	17	28	12	102	1	115	51	24	19	94	482
Total Volume	154	517	248	919	11	78	63	152	43	393	14	450	221	91	63	375	1896
% App. Total	16.8	56.3	27		7.2	51.3	41.4		9.6	87.3	3.1		58.9	24.3	16.8		
PHF	.802	.873	.805	.874	.550	.629	.788	.717	.672	.927	.700	.962	.891	.650	.583	.756	.867

Counts Unlimited
PO Box 1178
Corona, CA 92878
(951) 268-6268

City of Lake Elsinore
N/S: Diamond Drive
E/W: Auto Center Drive/Casino Drive
Weather: Clear

File Name : LKEDIAUAM
Site Code : 05716654
Start Date : 12/8/2016
Page No : 2



Peak Hour Analysis From 07:00 AM to 08:45 AM - Peak 1 of 1

Peak Hour for Each Approach Begins at:

	07:15 AM				07:30 AM				08:00 AM				07:15 AM			
+0 mins.	25	110	49	184	3	30	20	53	12	102	1	115	51	20	7	78
+15 mins.	38	121	68	227	3	31	14	48	8	97	3	108	57	12	10	79
+30 mins.	48	138	77	263	5	6	17	28	4	116	5	125	62	35	27	124
+45 mins.	43	148	54	245	4	7	18	29	11	108	10	129	51	24	19	94
Total Volume	154	517	248	919	15	74	69	158	35	423	19	477	221	91	63	375
% App. Total	16.8	56.3	27		9.5	46.8	43.7		7.3	88.7	4		58.9	24.3	16.8	
PHF	.802	.873	.805	.874	.750	.597	.863	.745	.729	.912	.475	.924	.891	.650	.583	.756

Counts Unlimited
PO Box 1178
Corona, CA 92878
(951) 268-6268

City of Lake Elsinore
N/S: Diamond Drive
E/W: Auto Center Drive/Casino Drive
Weather: Clear

File Name : LKEACDIPM
Site Code : 05716254
Start Date : 5/25/2016
Page No : 1

Groups Printed- Total Volume

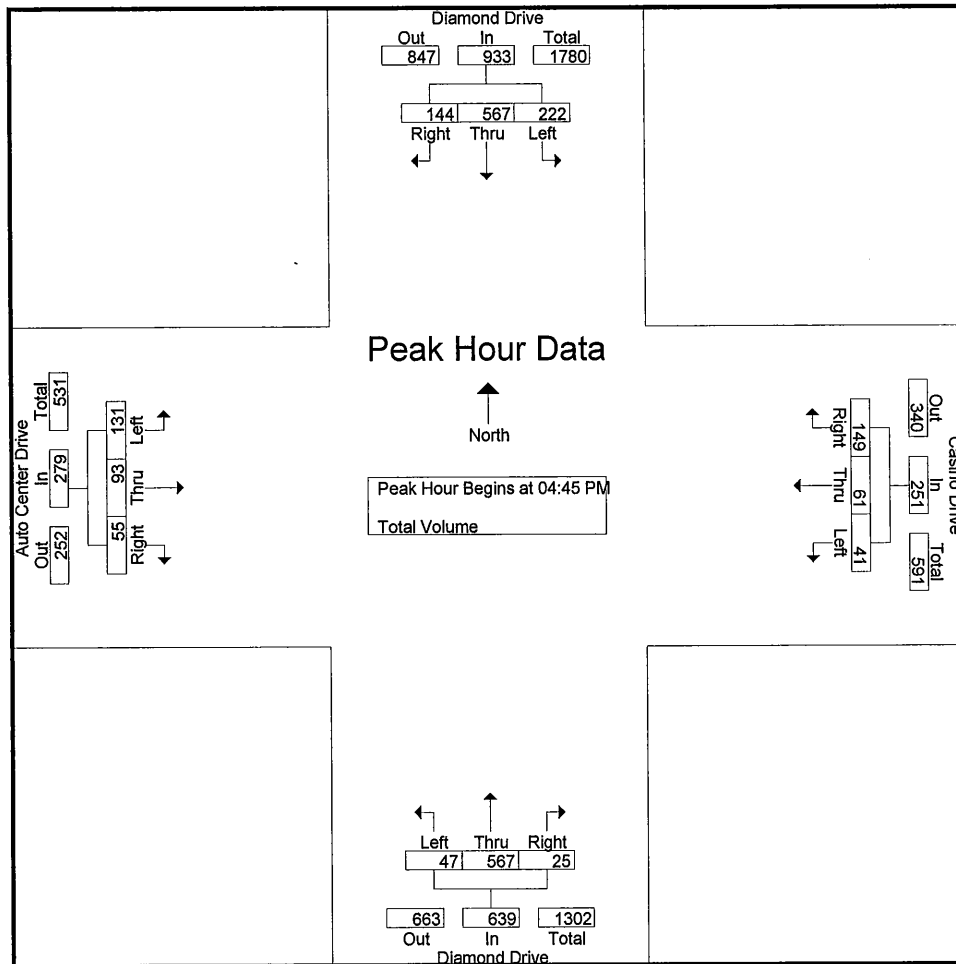
	Diamond Drive Southbound				Casino Drive Westbound				Diamond Drive Northbound				Auto Center Drive Eastbound				
Start Time	Left	Thru	Right	App. Total	Left	Thru	Right	App. Total	Left	Thru	Right	App. Total	Left	Thru	Right	App. Total	Int. Total
04:00 PM	54	146	43	243	6	16	45	67	14	120	7	141	44	19	15	78	529
04:15 PM	58	146	22	226	9	15	37	61	7	131	8	146	39	19	13	71	504
04:30 PM	56	115	31	202	5	16	45	66	11	144	7	162	35	26	19	80	510
04:45 PM	60	139	42	241	8	15	36	59	16	132	6	154	40	20	20	80	534
Total	228	546	138	912	28	62	163	253	48	527	28	603	158	84	67	309	2077
05:00 PM	44	136	38	218	15	15	37	67	15	160	9	184	28	26	11	65	534
05:15 PM	58	143	35	236	10	10	31	51	7	138	5	150	32	30	10	72	509
05:30 PM	60	149	29	238	8	21	45	74	9	137	5	151	31	17	14	62	525
05:45 PM	57	133	29	219	7	12	28	47	10	128	4	142	27	23	16	66	474
Total	219	561	131	911	40	58	141	239	41	563	23	627	118	96	51	265	2042
Grand Total	447	1107	269	1823	68	120	304	492	89	1090	51	1230	276	180	118	574	4119
Apprch %	24.5	60.7	14.8		13.8	24.4	61.8		7.2	88.6	4.1		48.1	31.4	20.6		
Total %	10.9	26.9	6.5	44.3	1.7	2.9	7.4	11.9	2.2	26.5	1.2	29.9	6.7	4.4	2.9	13.9	

	Diamond Drive Southbound				Casino Drive Westbound				Diamond Drive Northbound				Auto Center Drive Eastbound				
Start Time	Left	Thru	Right	App. Total	Left	Thru	Right	App. Total	Left	Thru	Right	App. Total	Left	Thru	Right	App. Total	Int. Total
Peak Hour Analysis From 04:00 PM to 05:45 PM - Peak 1 of 1																	
Peak Hour for Entire Intersection Begins at 04:45 PM																	
04:45 PM	60	139	42	241	8	15	36	59	16	132	6	154	40	20	20	80	534
05:00 PM	44	136	38	218	15	15	37	67	15	160	9	184	28	26	11	65	534
05:15 PM	58	143	35	236	10	10	31	51	7	138	5	150	32	30	10	72	509
05:30 PM	60	149	29	238	8	21	45	74	9	137	5	151	31	17	14	62	525
Total Volume	222	567	144	933	41	61	149	251	47	567	25	639	131	93	55	279	2102
% App. Total	23.8	60.8	15.4		16.3	24.3	59.4		7.4	88.7	3.9		47	33.3	19.7		
PHF	.925	.951	.857	.968	.683	.726	.828	.848	.734	.886	.694	.868	.819	.775	.688	.872	.984

Counts Unlimited
PO Box 1178
Corona, CA 92878
(951) 268-6268

City of Lake Elsinore
N/S: Diamond Drive
E/W: Auto Center Drive/Casino Drive
Weather: Clear

File Name : LKEACDIPM
Site Code : 05716254
Start Date : 5/25/2016
Page No : 2



Peak Hour Analysis From 04:00 PM to 05:45 PM - Peak 1 of 1

Peak Hour for Each Approach Begins at:

	04:45 PM				04:00 PM				04:30 PM				04:00 PM			
+0 mins.	60	139	42	241	6	16	45	67	11	144	7	162	44	19	15	78
+15 mins.	44	136	38	218	9	15	37	61	16	132	6	154	39	19	13	71
+30 mins.	58	143	35	236	5	16	45	66	15	160	9	184	35	26	19	80
+45 mins.	60	149	29	238	8	15	36	59	7	138	5	150	40	20	20	80
Total Volume	222	567	144	933	28	62	163	253	49	574	27	650	158	84	67	309
% App. Total	23.8	60.8	15.4		11.1	24.5	64.4		7.5	88.3	4.2		51.1	27.2	21.7	
PHF	.925	.951	.857	.968	.778	.969	.906	.944	.766	.897	.750	.883	.898	.808	.838	.966

Counts Unlimited
PO Box 1178
Corona, CA 92878
(951) 268-6268

City of Lake Elsinore
N/S: Diamond Drive
E/W: Auto Center Drive/Casino Drive
Weather: Clear

File Name : LKEACDIMD
Site Code : 05716254
Start Date : 5/7/2016
Page No : 1

Groups Printed- Total Volume

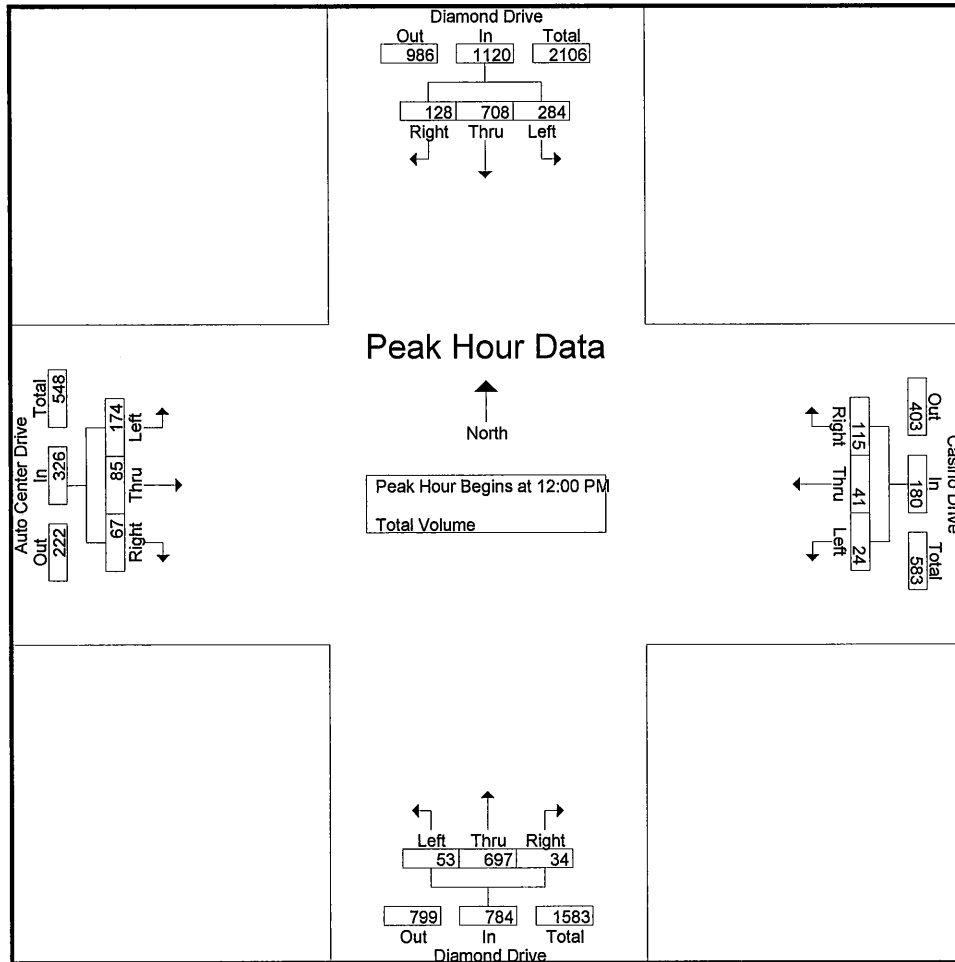
Start Time	Diamond Drive Southbound				Casino Drive Westbound				Diamond Drive Northbound				Auto Center Drive Eastbound				Int. Total
	Left	Thru	Right	App. Total	Left	Thru	Right	App. Total	Left	Thru	Right	App. Total	Left	Thru	Right	App. Total	
11:00 AM	61	147	32	240	2	13	35	50	17	177	5	199	53	19	9	81	570
11:15 AM	68	182	41	291	8	19	35	62	13	171	2	186	50	20	15	85	624
11:30 AM	56	170	32	258	7	12	29	48	11	167	3	181	51	14	8	73	560
11:45 AM	49	174	36	259	7	12	34	53	15	154	6	175	51	13	16	80	567
Total	234	673	141	1048	24	56	133	213	56	669	16	741	205	66	48	319	2321
12:00 PM	78	171	39	288	3	9	23	35	5	165	9	179	37	21	14	72	574
12:15 PM	69	176	28	273	9	10	30	49	18	172	3	193	41	15	12	68	583
12:30 PM	79	188	26	293	7	11	30	48	15	172	9	196	43	26	17	86	623
12:45 PM	58	173	35	266	5	11	32	48	15	188	13	216	53	23	24	100	630
Total	284	708	128	1120	24	41	115	180	53	697	34	784	174	85	67	326	2410
01:00 PM	68	158	22	248	7	12	45	64	9	156	6	171	48	17	21	86	569
01:15 PM	63	158	30	251	9	15	44	68	13	147	6	166	45	11	22	78	563
01:30 PM	67	142	25	234	10	13	39	62	19	157	4	180	47	14	14	75	551
01:45 PM	63	137	32	232	6	12	39	57	13	157	4	174	51	31	23	105	568
Total	261	595	109	965	32	52	167	251	54	617	20	691	191	73	80	344	2251
Grand Total	779	1976	378	3133	80	149	415	644	163	1983	70	2216	570	224	195	989	6982
Apprch %	24.9	63.1	12.1		12.4	23.1	64.4		7.4	89.5	3.2		57.6	22.6	19.7		
Total %	11.2	28.3	5.4	44.9	1.1	2.1	5.9	9.2	2.3	28.4	1	31.7	8.2	3.2	2.8	14.2	

	Diamond Drive Southbound				Casino Drive Westbound				Diamond Drive Northbound				Auto Center Drive Eastbound				
Start Time	Left	Thru	Right	App. Total	Left	Thru	Right	App. Total	Left	Thru	Right	App. Total	Left	Thru	Right	App. Total	Int. Total
Peak Hour Analysis From 11:00 AM to 12:45 PM - Peak 1 of 1																	
Peak Hour for Entire Intersection Begins at 12:00 PM																	
12:00 PM	78	171	39	288	3	9	23	35	5	165	9	179	37	21	14	72	574
12:15 PM	69	176	28	273	9	10	30	49	18	172	3	193	41	15	12	68	583
12:30 PM	79	188	26	293	7	11	30	48	15	172	9	196	43	26	17	86	623
12:45 PM	58	173	35	266	5	11	32	48	15	188	13	216	53	23	24	100	630
Total Volume	284	708	128	1120	24	41	115	180	53	697	34	784	174	85	67	326	2410
% App. Total	25.4	63.2	11.4		13.3	22.8	63.9		6.8	88.9	4.3		53.4	26.1	20.6		
PHF	.899	.941	.821	.956	.667	.932	.898	.918	.736	.927	.654	.907	.821	.817	.698	.815	.956

Counts Unlimited
PO Box 1178
Corona, CA 92878
(951) 268-6268

City of Lake Elsinore
N/S: Diamond Drive
E/W: Auto Center Drive/Casino Drive
Weather: Clear

File Name : LKEACDIMD
Site Code : 05716254
Start Date : 5/7/2016
Page No : 2



Peak Hour Analysis From 11:00 AM to 12:45 PM - Peak 1 of 1

Peak Hour for Each Approach Begins at:

	12:00 PM				11:00 AM				12:00 PM				12:00 PM			
+0 mins.	78	171	39	288	2	13	35	50	5	165	9	179	37	21	14	72
+15 mins.	69	176	28	273	8	19	35	62	18	172	3	193	41	15	12	68
+30 mins.	79	188	26	293	7	12	29	48	15	172	9	196	43	26	17	86
+45 mins.	58	173	35	266	7	12	34	53	15	188	13	216	53	23	24	100
Total Volume	284	708	128	1120	24	56	133	213	53	697	34	784	174	85	67	326
% App. Total	25.4	63.2	11.4		11.3	26.3	62.4		6.8	88.9	4.3		53.4	26.1	20.6	
PHF	.899	.941	.821	.956	.750	.737	.950	.859	.736	.927	.654	.907	.821	.817	.698	.815

Counts Unlimited
PO Box 1178
Corona, CA 92878
(951) 268-6268

City of Lake Elsinore
N/S: Lucerne Street
E/W: Lakeshore Drive
Weather: Clear

File Name : LKELULAAM
Site Code : 05716654
Start Date : 12/8/2016
Page No : 1

Groups Printed- Total Volume

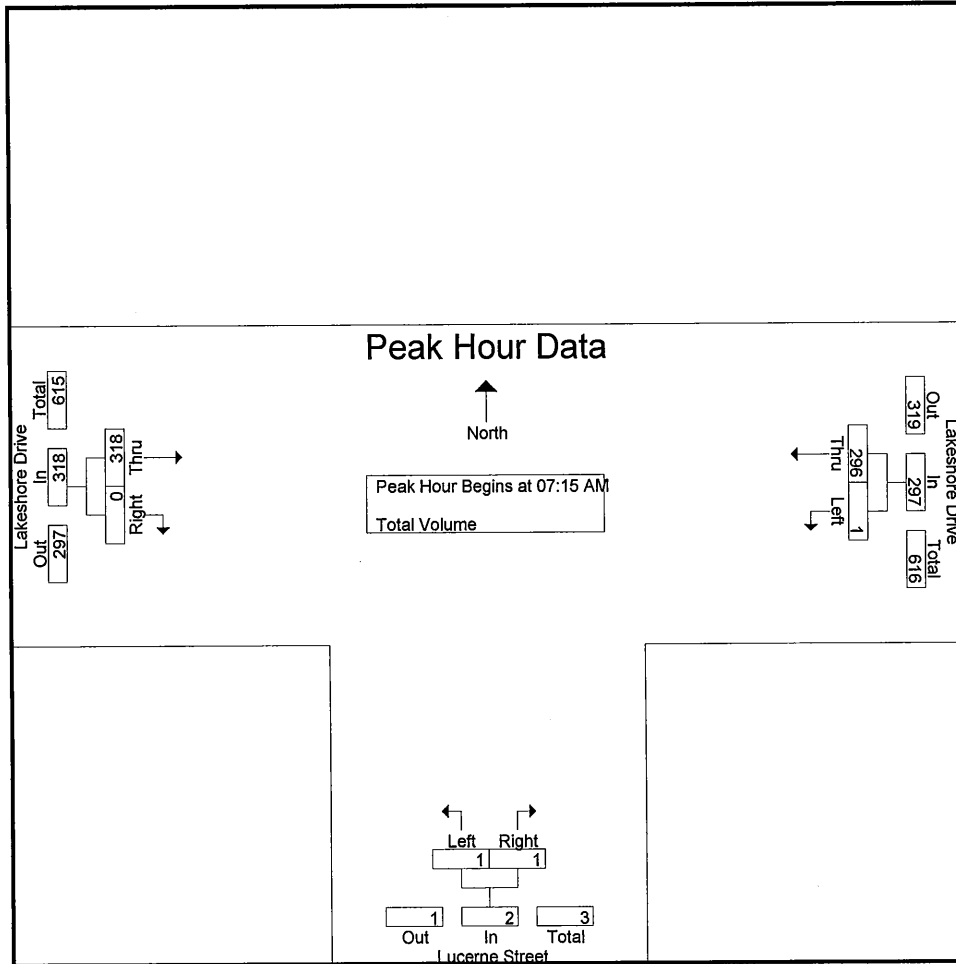
	Lakeshore Drive Westbound			Lucerne Street Northbound			Lakeshore Drive Eastbound			
Start Time	Left	Thru	App. Total	Left	Right	App. Total	Thru	Right	App. Total	Int. Total
07:00 AM	0	71	71	0	1	1	45	0	45	117
07:15 AM	1	59	60	1	0	1	73	0	73	134
07:30 AM	0	77	77	0	1	1	80	0	80	158
07:45 AM	0	86	86	0	0	0	97	0	97	183
Total	1	293	294	1	2	3	295	0	295	592
08:00 AM	0	74	74	0	0	0	68	0	68	142
08:15 AM	0	53	53	0	0	0	57	0	57	110
08:30 AM	0	40	40	0	0	0	72	0	72	112
08:45 AM	0	64	64	0	0	0	65	0	65	129
Total	0	231	231	0	0	0	262	0	262	493
Grand Total	1	524	525	1	2	3	557	0	557	1085
Apprch %	0.2	99.8		33.3	66.7		100	0		
Total %	0.1	48.3	48.4	0.1	0.2	0.3	51.3	0	51.3	

	Lakeshore Drive Westbound			Lucerne Street Northbound			Lakeshore Drive Eastbound			
Start Time	Left	Thru	App. Total	Left	Right	App. Total	Thru	Right	App. Total	Int. Total
Peak Hour Analysis From 07:00 AM to 08:45 AM - Peak 1 of 1										
Peak Hour for Entire Intersection Begins at 07:15 AM										
07:15 AM	1	59	60	1	0	1	73	0	73	134
07:30 AM	0	77	77	0	1	1	80	0	80	158
07:45 AM	0	86	86	0	0	0	97	0	97	183
08:00 AM	0	74	74	0	0	0	68	0	68	142
Total Volume	1	296	297	1	1	2	318	0	318	617
% App. Total	0.3	99.7		50	50		100	0		
PHF	.250	.860	.863	.250	.250	.500	.820	.000	.820	.843

Counts Unlimited
PO Box 1178
Corona, CA 92878
(951) 268-6268

City of Lake Elsinore
N/S: Lucerne Street
E/W: Lakeshore Drive
Weather: Clear

File Name : LKELULAAM
Site Code : 05716654
Start Date : 12/8/2016
Page No : 2



Peak Hour Analysis From 07:00 AM to 08:45 AM - Peak 1 of 1

Peak Hour for Each Approach Begins at:

	07:15 AM			07:00 AM			07:15 AM		
+0 mins.	1	59	60	0	1	1	73	0	73
+15 mins.	0	77	77	1	0	1	80	0	80
+30 mins.	0	86	86	0	1	1	97	0	97
+45 mins.	0	74	74	0	0	0	68	0	68
Total Volume	1	296	297	1	2	3	318	0	318
% App. Total	0.3	99.7		33.3	66.7		100	0	
PHF	.250	.860	.863	.250	.500	.750	.820	.000	.820

Counts Unlimited
PO Box 1178
Corona, CA 92878
(951) 268-6268

City of Lake Elsinore
N/S: Lucerne Street
E/W: Lakeshore Drive
Weather: Clear

File Name : LKELULAPM
Site Code : 05716654
Start Date : 12/8/2016
Page No : 1

Groups Printed- Total Volume

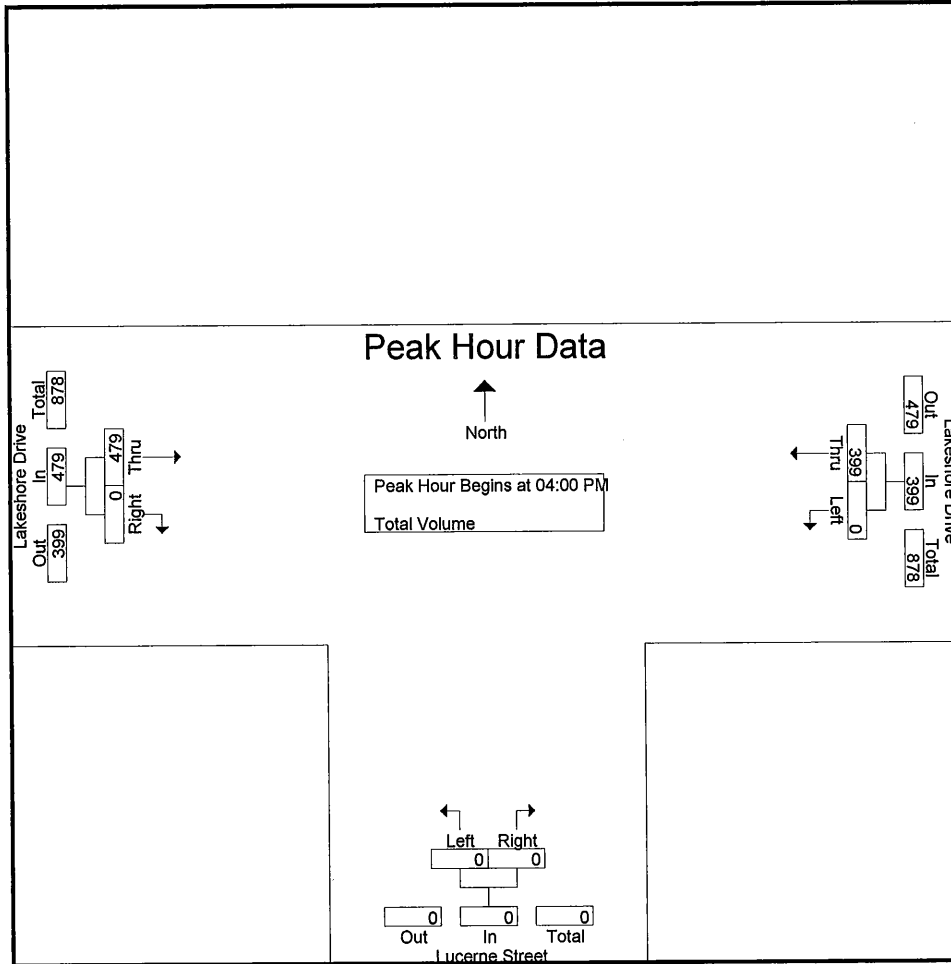
Start Time	Lakeshore Drive Westbound			Lucerne Street Northbound			Lakeshore Drive Eastbound			Int. Total
	Left	Thru	App. Total	Left	Right	App. Total	Thru	Right	App. Total	
04:00 PM	0	94	94	0	0	0	123	0	123	217
04:15 PM	0	114	114	0	0	0	138	0	138	252
04:30 PM	0	96	96	0	0	0	110	0	110	206
04:45 PM	0	95	95	0	0	0	108	0	108	203
Total	0	399	399	0	0	0	479	0	479	878
05:00 PM	0	89	89	0	1	1	122	0	122	212
05:15 PM	0	91	91	0	0	0	105	0	105	196
05:30 PM	0	96	96	0	0	0	119	0	119	215
05:45 PM	1	96	97	0	0	0	82	0	82	179
Total	1	372	373	0	1	1	428	0	428	802
Grand Total	1	771	772	0	1	1	907	0	907	1680
Apprch %	0.1	99.9		0	100		100	0		
Total %	0.1	45.9	46	0	0.1	0.1	54	0	54	

	Lakeshore Drive Westbound			Lucerne Street Northbound			Lakeshore Drive Eastbound			
Start Time	Left	Thru	App. Total	Left	Right	App. Total	Thru	Right	App. Total	Int. Total
Peak Hour Analysis From 04:00 PM to 05:45 PM - Peak 1 of 1										
Peak Hour for Entire Intersection Begins at 04:00 PM										
04:00 PM	0	94	94	0	0	0	123	0	123	217
04:15 PM	0	114	114	0	0	0	138	0	138	252
04:30 PM	0	96	96	0	0	0	110	0	110	206
04:45 PM	0	95	95	0	0	0	108	0	108	203
Total Volume	0	399	399	0	0	0	479	0	479	878
% App. Total	0	100		0	0		100	0		
PHF	.000	.875	.875	.000	.000	.000	.868	.000	.868	.871

Counts Unlimited
PO Box 1178
Corona, CA 92878
(951) 268-6268

City of Lake Elsinore
N/S: Lucerne Street
E/W: Lakeshore Drive
Weather: Clear

File Name : LKELULAPM
Site Code : 05716654
Start Date : 12/8/2016
Page No : 2



Peak Hour Analysis From 04:00 PM to 05:45 PM - Peak 1 of 1

Peak Hour for Each Approach Begins at:

	04:00 PM			04:15 PM			04:00 PM		
+0 mins.	0	94	94	0	0	0	123	0	123
+15 mins.	0	114	114	0	0	0	138	0	138
+30 mins.	0	96	96	0	0	0	110	0	110
+45 mins.	0	95	95	0	1	1	108	0	108
Total Volume	0	399	399	0	1	1	479	0	479
% App. Total	0	100		0	100		100	0	
PHF	.000	.875	.875	.000	.250	.250	.868	.000	.868

Counts Unlimited
PO Box 1178
Corona, CA 92878
(951) 268-6268

City of Lake Elsinore
N/S: Lucerne Street
E/W: Lakeshore Drive
Weather: Clear

File Name : LKELULASAT
Site Code : 05716654
Start Date : 12/10/2016
Page No : 1

Groups Printed- Total Volume

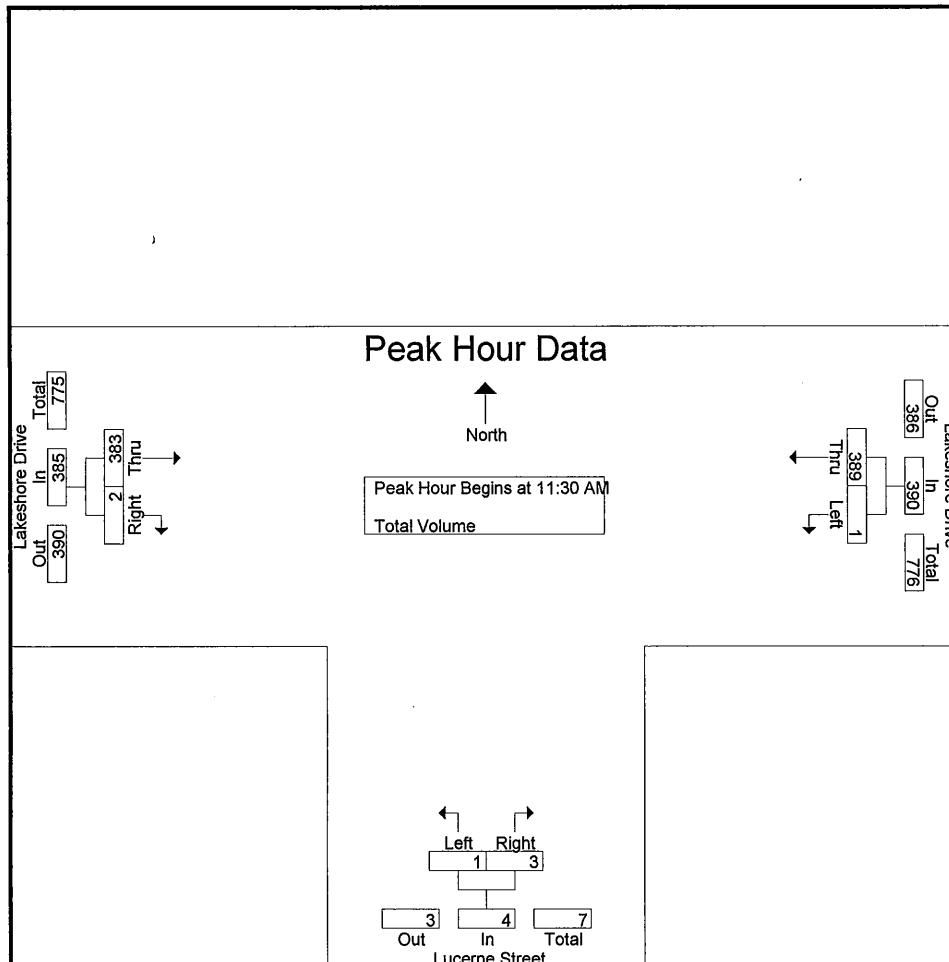
	Lakeshore Drive Westbound			Lucerne Street Northbound			Lakeshore Drive Eastbound			
Start Time	Left	Thru	App. Total	Left	Right	App. Total	Thru	Right	App. Total	Int. Total
11:00 AM	0	98	98	0	1	1	79	1	80	179
11:15 AM	0	73	73	0	0	0	81	0	81	154
11:30 AM	0	91	91	0	0	0	91	0	91	182
11:45 AM	1	101	102	0	1	1	91	0	91	194
Total	1	363	364	0	2	2	342	1	343	709
12:00 PM	0	107	107	0	2	2	101	1	102	211
12:15 PM	0	90	90	1	0	1	100	1	101	192
12:30 PM	2	77	79	0	1	1	91	0	91	171
12:45 PM	1	98	99	0	3	3	79	1	80	182
Total	3	372	375	1	6	7	371	3	374	756
01:00 PM	1	95	96	0	0	0	97	0	97	193
01:15 PM	0	69	69	0	1	1	97	0	97	167
01:30 PM	0	75	75	0	0	0	96	0	96	171
01:45 PM	1	103	104	0	1	1	87	0	87	192
Total	2	342	344	0	2	2	377	0	377	723
Grand Total	6	1077	1083	1	10	11	1090	4	1094	2188
Apprch %	0.6	99.4		9.1	90.9		99.6	0.4		
Total %	0.3	49.2	49.5	0	0.5	0.5	49.8	0.2	50	

	Lakeshore Drive Westbound			Lucerne Street Northbound			Lakeshore Drive Eastbound			
Start Time	Left	Thru	App. Total	Left	Right	App. Total	Thru	Right	App. Total	Int. Total
Peak Hour Analysis From 11:00 AM to 01:45 PM - Peak 1 of 1										
Peak Hour for Entire Intersection Begins at 11:30 AM										
11:30 AM	0	91	91	0	0	0	91	0	91	182
11:45 AM	1	101	102	0	1	1	91	0	91	194
12:00 PM	0	107	107	0	2	2	101	1	102	211
12:15 PM	0	90	90	1	0	1	100	1	101	192
Total Volume	1	389	390	1	3	4	383	2	385	779
% App. Total	0.3	99.7		25	75		99.5	0.5		
PHF	.250	.909	.911	.250	.375	.500	.948	.500	.944	.923

Counts Unlimited
PO Box 1178
Corona, CA 92878
(951) 268-6268

City of Lake Elsinore
N/S: Lucerne Street
E/W: Lakeshore Drive
Weather: Clear

File Name : LKELULASAT
Site Code : 05716654
Start Date : 12/10/2016
Page No : 2



Peak Hour Analysis From 11:00 AM to 01:45 PM - Peak 1 of 1

Peak Hour for Each Approach Begins at:

	11:30 AM			12:00 PM			11:30 AM		
+0 mins.	0	91	91	0	2	2	91	0	91
+15 mins.	1	101	102	1	0	1	91	0	91
+30 mins.	0	107	107	0	1	1	101	1	102
+45 mins.	0	90	90	0	3	3	100	1	101
Total Volume	1	389	390	1	6	7	383	2	385
% App. Total	0.3	99.7		14.3	85.7		99.5	0.5	
PHF	.250	.909	.911	.250	.500	.583	.948	.500	.944

Counts Unlimited
PO Box 1178
Corona, CA 92878
(951) 268-6268

City of Lake Elsinore
N/S: Diamond Drive
E/W: Lakeshore Drive/Mission Trail
Weather: Clear

File Name : LKEDILAAM
Site Code : 05716654
Start Date : 12/8/2016
Page No : 1

Groups Printed- Total Volume

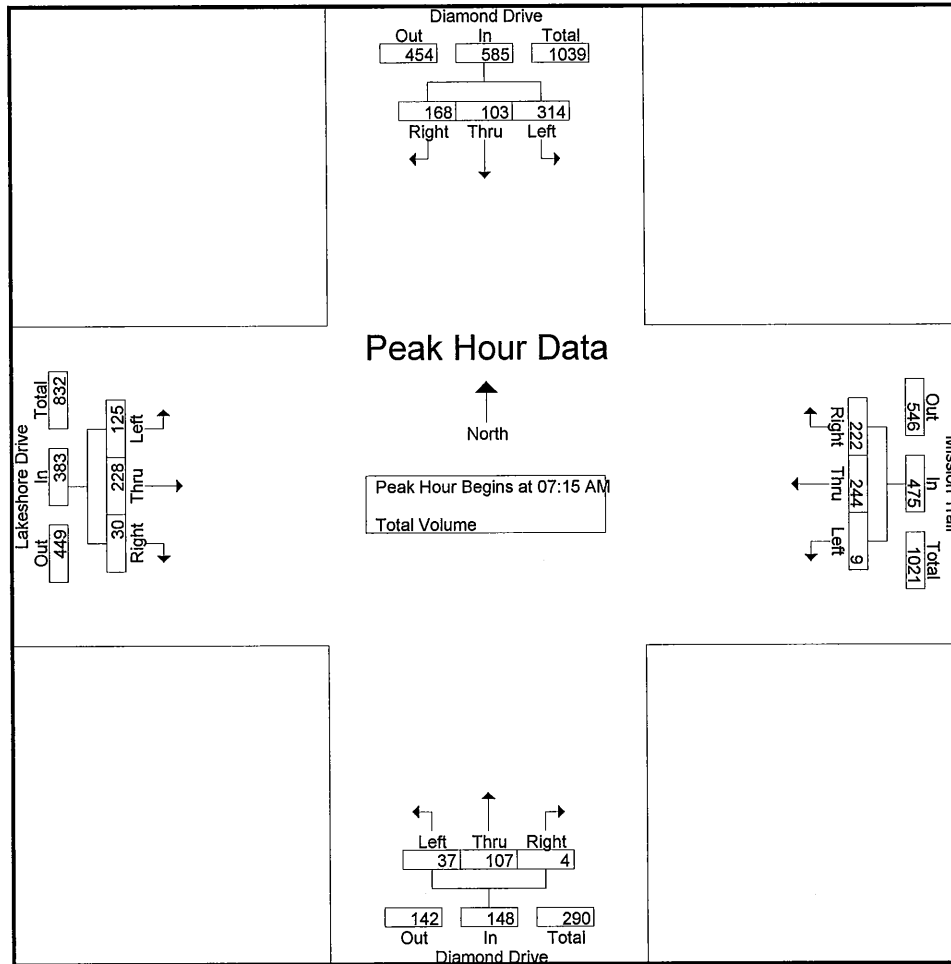
	Diamond Drive Southbound				Mission Trail Westbound				Diamond Drive Northbound				Lakeshore Drive Eastbound				
Start Time	Left	Thru	Right	App. Total	Left	Thru	Right	App. Total	Left	Thru	Right	App. Total	Left	Thru	Right	App. Total	Int. Total
07:00 AM	43	23	30	96	1	46	42	89	14	27	0	41	36	38	2	76	302
07:15 AM	64	19	42	125	1	56	57	114	10	20	0	30	34	56	6	96	365
07:30 AM	64	20	42	126	3	81	53	137	9	27	2	38	36	61	5	102	403
07:45 AM	82	28	50	160	1	48	55	104	8	30	1	39	26	62	11	99	402
Total	253	90	164	507	6	231	207	444	41	104	3	148	132	217	24	373	1472
08:00 AM	104	36	34	174	4	59	57	120	10	30	1	41	29	49	8	86	421
08:15 AM	57	24	33	114	6	43	52	101	6	29	5	40	29	44	7	80	335
08:30 AM	74	28	36	138	6	30	66	102	7	28	0	35	33	46	7	86	361
08:45 AM	72	41	40	153	4	58	81	143	10	26	2	38	26	45	5	76	410
Total	307	129	143	579	20	190	256	466	33	113	8	154	117	184	27	328	1527
Grand Total	560	219	307	1086	26	421	463	910	74	217	11	302	249	401	51	701	2999
Apprch %	51.6	20.2	28.3		2.9	46.3	50.9		24.5	71.9	3.6		35.5	57.2	7.3		
Total %	18.7	7.3	10.2	36.2	0.9	14	15.4	30.3	2.5	7.2	0.4	10.1	8.3	13.4	1.7	23.4	

	Diamond Drive Southbound				Mission Trail Westbound				Diamond Drive Northbound				Lakeshore Drive Eastbound				
Start Time	Left	Thru	Right	App. Total	Left	Thru	Right	App. Total	Left	Thru	Right	App. Total	Left	Thru	Right	App. Total	Int. Total
Peak Hour Analysis From 07:00 AM to 08:45 AM - Peak 1 of 1																	
Peak Hour for Entire Intersection Begins at 07:15 AM																	
07:15 AM	64	19	42	125	1	56	57	114	10	20	0	30	34	56	6	96	365
07:30 AM	64	20	42	126	3	81	53	137	9	27	2	38	36	61	5	102	403
07:45 AM	82	28	50	160	1	48	55	104	8	30	1	39	26	62	11	99	402
08:00 AM	104	36	34	174	4	59	57	120	10	30	1	41	29	49	8	86	421
Total Volume	314	103	168	585	9	244	222	475	37	107	4	148	125	228	30	383	1591
% App. Total	53.7	17.6	28.7		1.9	51.4	46.7		25	72.3	2.7		32.6	59.5	7.8		
PHF	.755	.715	.840	.841	.563	.753	.974	.867	.925	.892	.500	.902	.868	.919	.682	.939	.945

Counts Unlimited
PO Box 1178
Corona, CA 92878
(951) 268-6268

City of Lake Elsinore
N/S: Diamond Drive
E/W: Lakeshore Drive/Mission Trail
Weather: Clear

File Name : LKEDILAAM
Site Code : 05716654
Start Date : 12/8/2016
Page No : 2



Peak Hour Analysis From 07:00 AM to 08:45 AM - Peak 1 of 1

Peak Hour for Each Approach Begins at:

	07:45 AM				07:15 AM				07:30 AM				07:15 AM			
+0 mins.	82	28	50	160	1	56	57	114	9	27	2	38	34	56	6	96
+15 mins.	104	36	34	174	3	81	53	137	8	30	1	39	36	61	5	102
+30 mins.	57	24	33	114	1	48	55	104	10	30	1	41	26	62	11	99
+45 mins.	74	28	36	138	4	59	57	120	6	29	5	40	29	49	8	86
Total Volume	317	116	153	586	9	244	222	475	33	116	9	158	125	228	30	383
% App. Total	54.1	19.8	26.1		1.9	51.4	46.7		20.9	73.4	5.7		32.6	59.5	7.8	
PHF	.762	.806	.765	.842	.563	.753	.974	.867	.825	.967	.450	.963	.868	.919	.682	.939

Counts Unlimited
PO Box 1178
Corona, CA 92878
(951) 268-6268

City of Lake Elsinore
N/S: Diamond Drive
E/W: Lakeshore Drive/Mission Trail
Weather: Clear

File Name : LKEDILAPM
Site Code : 05716254
Start Date : 5/25/2016
Page No : 1

Groups Printed- Total Volume

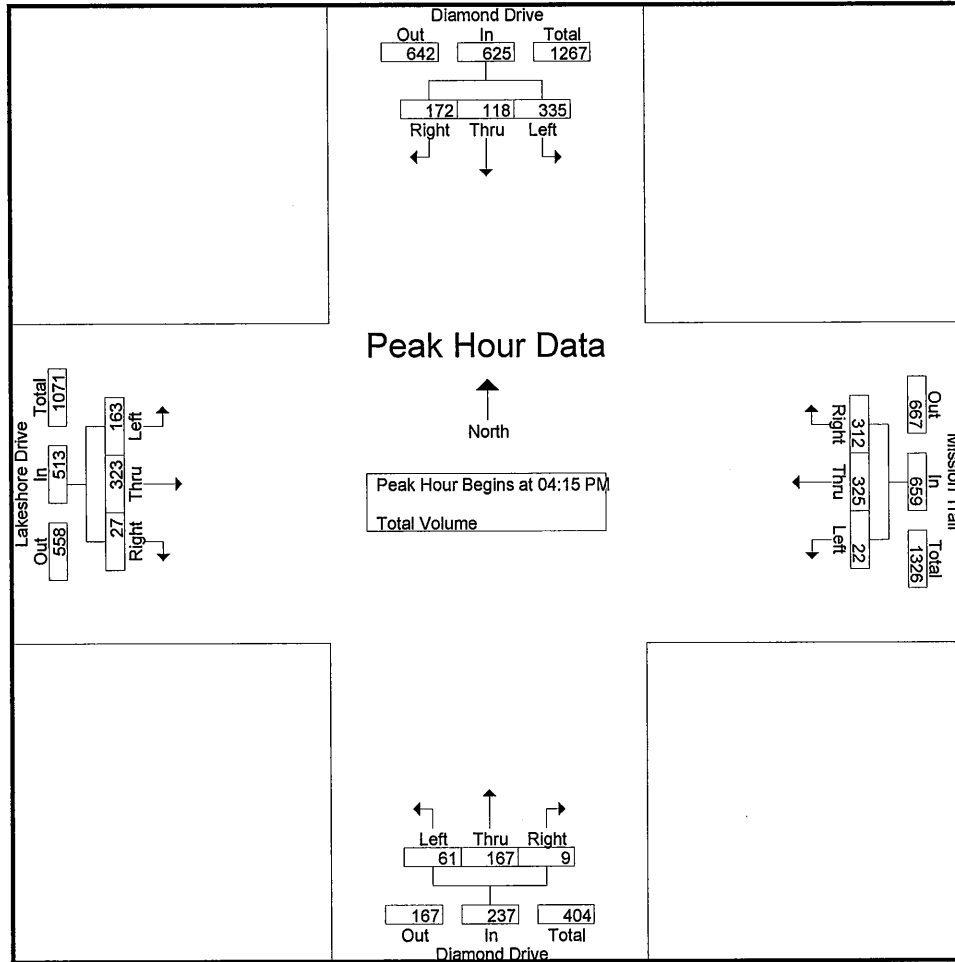
	Diamond Drive Southbound				Mission Trail Westbound				Diamond Drive Northbound				Lakeshore Drive Eastbound				
Start Time	Left	Thru	Right	App. Total	Left	Thru	Right	App. Total	Left	Thru	Right	App. Total	Left	Thru	Right	App. Total	Int. Total
04:00 PM	90	30	49	169	4	85	78	167	6	27	3	36	32	82	8	122	494
04:15 PM	92	29	48	169	9	88	80	177	13	43	1	57	36	85	7	128	531
04:30 PM	78	27	34	139	3	73	78	154	20	36	2	58	40	78	6	124	475
04:45 PM	85	35	43	163	4	83	76	163	14	45	5	64	33	76	5	114	504
Total	345	121	174	640	20	329	312	661	53	151	11	215	141	321	26	488	2004
05:00 PM	80	27	47	154	6	81	78	165	14	43	1	58	54	84	9	147	524
05:15 PM	83	38	40	161	6	82	67	155	12	35	2	49	46	80	8	134	499
05:30 PM	75	34	48	157	9	81	72	162	20	27	0	47	50	76	11	137	503
05:45 PM	74	43	44	161	5	82	71	158	9	24	0	33	36	74	8	118	470
Total	312	142	179	633	26	326	288	640	55	129	3	187	186	314	36	536	1996
Grand Total	657	263	353	1273	46	655	600	1301	108	280	14	402	327	635	62	1024	4000
Apprch %	51.6	20.7	27.7		3.5	50.3	46.1		26.9	69.7	3.5		31.9	62	6.1		
Total %	16.4	6.6	8.8	31.8	1.1	16.4	15	32.5	2.7	7	0.3	10.1	8.2	15.9	1.5	25.6	

	Diamond Drive Southbound				Mission Trail Westbound				Diamond Drive Northbound				Lakeshore Drive Eastbound				
Start Time	Left	Thru	Right	App. Total	Left	Thru	Right	App. Total	Left	Thru	Right	App. Total	Left	Thru	Right	App. Total	Int. Total
Peak Hour Analysis From 04:00 PM to 05:45 PM - Peak 1 of 1																	
Peak Hour for Entire Intersection Begins at 04:15 PM																	
04:15 PM	92	29	48	169	9	88	80	177	13	43	1	57	36	85	7	128	531
04:30 PM	78	27	34	139	3	73	78	154	20	36	2	58	40	78	6	124	475
04:45 PM	85	35	43	163	4	83	76	163	14	45	5	64	33	76	5	114	504
05:00 PM	80	27	47	154	6	81	78	165	14	43	1	58	54	84	9	147	524
Total Volume	335	118	172	625	22	325	312	659	61	167	9	237	163	323	27	513	2034
% App. Total	53.6	18.9	27.5		3.3	49.3	47.3		25.7	70.5	3.8		31.8	63	5.3		
PHF	.910	.843	.896	.925	.611	.923	.975	.931	.763	.928	.450	.926	.755	.950	.750	.872	.958

Counts Unlimited
PO Box 1178
Corona, CA 92878
(951) 268-6268

City of Lake Elsinore
N/S: Diamond Drive
E/W: Lakeshore Drive/Mission Trail
Weather: Clear

File Name : LKEDILAPM
Site Code : 05716254
Start Date : 5/25/2016
Page No : 2



Peak Hour Analysis From 04:00 PM to 05:45 PM - Peak 1 of 1

Peak Hour for Each Approach Begins at:

	04:00 PM				04:00 PM				04:15 PM				05:00 PM			
+0 mins.	90	30	49	169	4	85	78	167	13	43	1	57	54	84	9	147
+15 mins.	92	29	48	169	9	88	80	177	20	36	2	58	46	80	8	134
+30 mins.	78	27	34	139	3	73	78	154	14	45	5	64	50	76	11	137
+45 mins.	85	35	43	163	4	83	76	163	14	43	1	58	36	74	8	118
Total Volume	345	121	174	640	20	329	312	661	61	167	9	237	186	314	36	536
% App. Total	53.9	18.9	27.2		3	49.8	47.2		25.7	70.5	3.8		34.7	58.6	6.7	
PHF	.938	.864	.888	.947	.556	.935	.975	.934	.763	.928	.450	.926	.861	.935	.818	.912

Counts Unlimited
PO Box 1178
Corona, CA 92878
(951) 268-6268

City of Lake Elsinore
N/S: Diamond Drive
E/W: Lakeshore Drive/Mission Trail
Weather: Clear

File Name : LKEDILAMD
Site Code : 05716254
Start Date : 5/7/2016
Page No : 1

Groups Printed- Total Volume

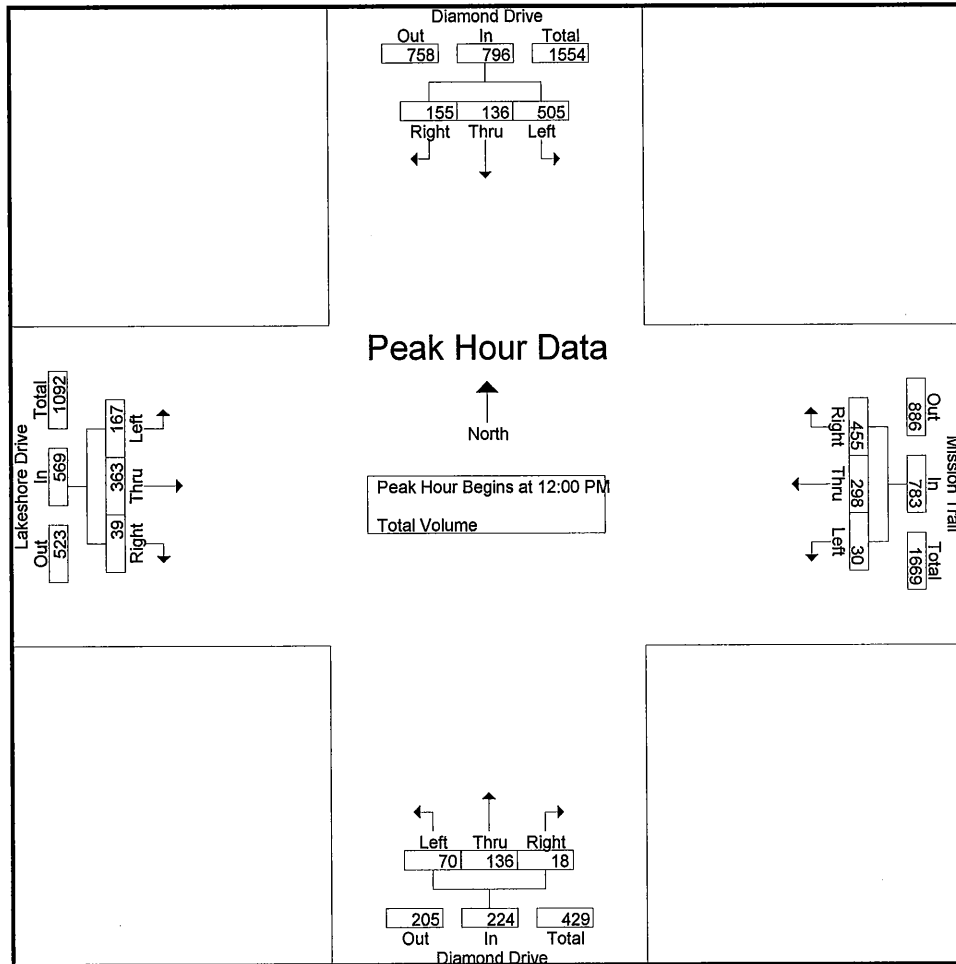
	Diamond Drive Southbound				Mission Trail Westbound				Diamond Drive Northbound				Lakeshore Drive Eastbound				
Start Time	Left	Thru	Right	App. Total	Left	Thru	Right	App. Total	Left	Thru	Right	App. Total	Left	Thru	Right	App. Total	Int. Total
11:00 AM	99	21	35	155	7	95	108	210	25	59	6	90	28	77	7	112	567
11:15 AM	123	44	42	209	3	78	113	194	25	41	3	69	32	95	6	133	605
11:30 AM	117	21	53	191	9	81	92	182	17	36	3	56	44	67	9	120	549
11:45 AM	111	32	46	189	7	75	105	187	7	33	4	44	38	87	3	128	548
Total	450	118	176	744	26	329	418	773	74	169	16	259	142	326	25	493	2269
12:00 PM	125	28	41	194	4	74	104	182	18	27	3	48	39	92	5	136	560
12:15 PM	116	40	42	198	10	71	107	188	12	33	3	48	45	83	18	146	580
12:30 PM	137	34	34	205	10	75	117	202	21	30	2	53	46	96	11	153	613
12:45 PM	127	34	38	199	6	78	127	211	19	46	10	75	37	92	5	134	619
Total	505	136	155	796	30	298	455	783	70	136	18	224	167	363	39	569	2372
01:00 PM	113	26	45	184	8	77	104	189	12	23	5	40	38	88	10	136	549
01:15 PM	119	30	47	196	5	89	105	199	17	33	2	52	34	81	10	125	572
01:30 PM	109	24	28	161	7	94	103	204	13	29	5	47	43	90	7	140	552
01:45 PM	104	33	38	175	7	76	105	188	18	35	2	55	37	100	8	145	563
Total	445	113	158	716	27	336	417	780	60	120	14	194	152	359	35	546	2236
Grand Total	1400	367	489	2256	83	963	1290	2336	204	425	48	677	461	1048	99	1608	6877
Apprch %	62.1	16.3	21.7		3.6	41.2	55.2		30.1	62.8	7.1		28.7	65.2	6.2		
Total %	20.4	5.3	7.1	32.8	1.2	14	18.8	34	3	6.2	0.7	9.8	6.7	15.2	1.4	23.4	

	Diamond Drive Southbound				Mission Trail Westbound				Diamond Drive Northbound				Lakeshore Drive Eastbound				
Start Time	Left	Thru	Right	App. Total	Left	Thru	Right	App. Total	Left	Thru	Right	App. Total	Left	Thru	Right	App. Total	Int. Total
Peak Hour Analysis From 11:00 AM to 01:45 PM - Peak 1 of 1																	
Peak Hour for Entire Intersection Begins at 12:00 PM																	
12:00 PM	125	28	41	194	4	74	104	182	18	27	3	48	39	92	5	136	560
12:15 PM	116	40	42	198	10	71	107	188	12	33	3	48	45	83	18	146	580
12:30 PM	137	34	34	205	10	75	117	202	21	30	2	53	46	96	11	153	613
12:45 PM	127	34	38	199	6	78	127	211	19	46	10	75	37	92	5	134	619
Total Volume	505	136	155	796	30	298	455	783	70	136	18	224	167	363	39	569	2372
% App. Total	63.4	17.1	19.5		3.8	38.1	58.1		31.2	60.7	8		29.3	63.8	6.9		
PHF	.922	.850	.923	.971	.750	.955	.896	.928	.833	.739	.450	.747	.908	.945	.542	.930	.958

Counts Unlimited
PO Box 1178
Corona, CA 92878
(951) 268-6268

City of Lake Elsinore
N/S: Diamond Drive
E/W: Lakeshore Drive/Mission Trail
Weather: Clear

File Name : LKEDILAMD
Site Code : 05716254
Start Date : 5/7/2016
Page No : 2



Peak Hour Analysis From 11:00 AM to 01:45 PM - Peak 1 of 1

Peak Hour for Each Approach Begins at:

	12:00 PM				12:45 PM				11:00 AM				12:00 PM			
+0 mins.	125	28	41	194	6	78	127	211	25	59	6	90	39	92	5	136
+15 mins.	116	40	42	198	8	77	104	189	25	41	3	69	45	83	18	146
+30 mins.	137	34	34	205	5	89	105	199	17	36	3	56	46	96	11	153
+45 mins.	127	34	38	199	7	94	103	204	7	33	4	44	37	92	5	134
Total Volume	505	136	155	796	26	338	439	803	74	169	16	259	167	363	39	569
% App. Total	63.4	17.1	19.5		3.2	42.1	54.7		28.6	65.3	6.2		29.3	63.8	6.9	
PHF	.922	.850	.923	.971	.813	.899	.864	.951	.740	.716	.667	.719	.908	.945	.542	.930

Counts Unlimited
PO Box 1178
Corona, CA 92878
(951) 268-6268

City of Lake Elsinore
N/S: Diamond Drive
E/W: Campbell Street
Weather: Clear

File Name : LKEDICAAM
Site Code : 05716654
Start Date : 12/8/2016
Page No : 1

Groups Printed- Total Volume

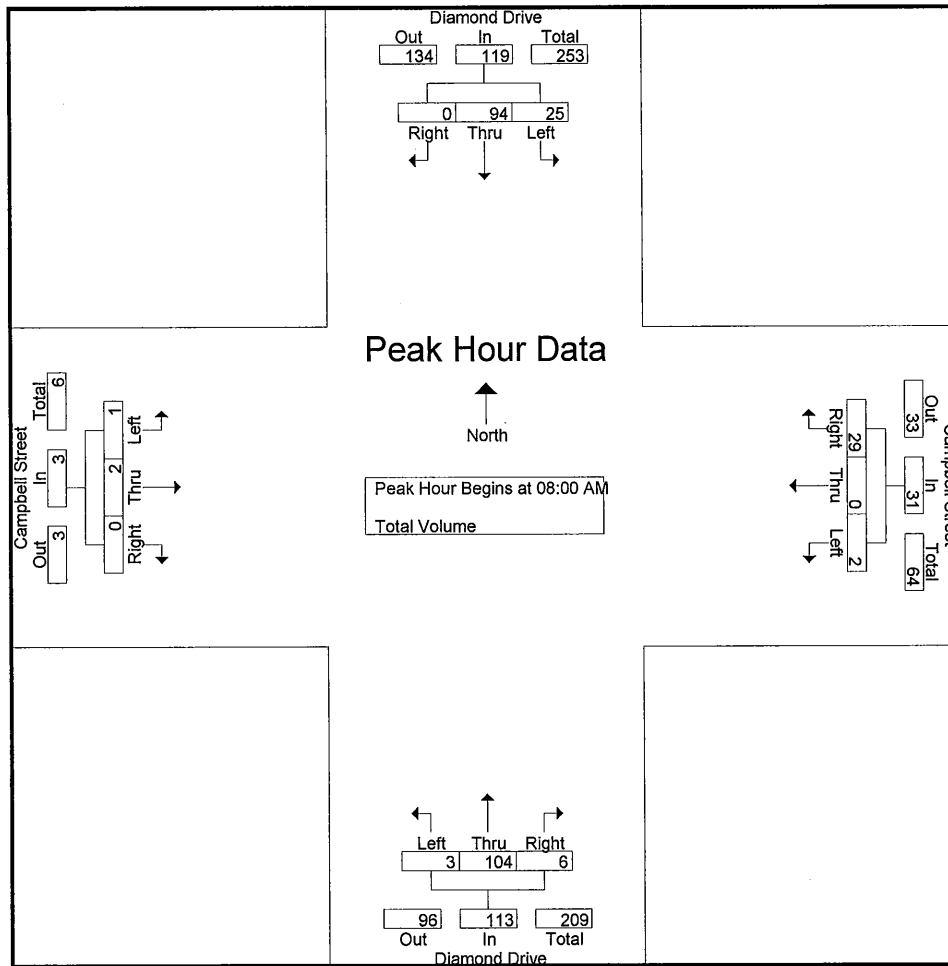
	Diamond Drive Southbound				Campbell Street Westbound				Diamond Drive Northbound				Campbell Street Eastbound				
Start Time	Left	Thru	Right	App. Total	Left	Thru	Right	App. Total	Left	Thru	Right	App. Total	Left	Thru	Right	App. Total	Int. Total
07:00 AM	6	20	0	26	0	0	3	3	0	36	0	36	0	0	0	0	65
07:15 AM	5	16	0	21	3	0	1	4	0	29	3	32	0	0	0	0	57
07:30 AM	8	13	0	21	1	0	1	2	0	36	0	36	0	0	0	0	59
07:45 AM	6	18	0	24	0	0	4	4	0	36	1	37	0	0	0	0	65
Total	25	67	0	92	4	0	9	13	0	137	4	141	0	0	0	0	246
08:00 AM	8	27	0	35	0	0	6	6	0	34	2	36	0	0	0	0	77
08:15 AM	5	20	0	25	2	0	8	10	2	26	1	29	0	0	0	0	64
08:30 AM	3	21	0	24	0	0	6	6	0	23	0	23	0	2	0	2	55
08:45 AM	9	26	0	35	0	0	9	9	1	21	3	25	1	0	0	1	70
Total	25	94	0	119	2	0	29	31	3	104	6	113	1	2	0	3	266
Grand Total	50	161	0	211	6	0	38	44	3	241	10	254	1	2	0	3	512
Apprch %	23.7	76.3	0		13.6	0	86.4		1.2	94.9	3.9		33.3	66.7	0		
Total %	9.8	31.4	0	41.2	1.2	0	7.4	8.6	0.6	47.1	2	49.6	0.2	0.4	0	0.6	

	Diamond Drive Southbound				Campbell Street Westbound				Diamond Drive Northbound				Campbell Street Eastbound				
Start Time	Left	Thru	Right	App. Total	Left	Thru	Right	App. Total	Left	Thru	Right	App. Total	Left	Thru	Right	App. Total	Int. Total
Peak Hour Analysis From 07:00 AM to 08:45 AM - Peak 1 of 1																	
Peak Hour for Entire Intersection Begins at 08:00 AM																	
08:00 AM	8	27	0	35	0	0	6	6	0	34	2	36	0	0	0	0	77
08:15 AM	5	20	0	25	2	0	8	10	2	26	1	29	0	0	0	0	64
08:30 AM	3	21	0	24	0	0	6	6	0	23	0	23	0	2	0	2	55
08:45 AM	9	26	0	35	0	0	9	9	1	21	3	25	1	0	0	1	70
Total Volume	25	94	0	119	2	0	29	31	3	104	6	113	1	2	0	3	266
% App. Total	21	79	0		6.5	0	93.5		2.7	92	5.3		33.3	66.7	0		
PHF	.694	.870	.000	.850	.250	.000	.806	.775	.375	.765	.500	.785	.250	.250	.000	.375	.864

Counts Unlimited
PO Box 1178
Corona, CA 92878
(951) 268-6268

City of Lake Elsinore
N/S: Diamond Drive
E/W: Campbell Street
Weather: Clear

File Name : LKEDICAAM
Site Code : 05716654
Start Date : 12/8/2016
Page No : 2



Peak Hour Analysis From 07:00 AM to 08:45 AM - Peak 1 of 1
Peak Hour for Each Approach Begins at:

	08:00 AM				08:00 AM				07:00 AM				08:00 AM			
+0 mins.	8	27	0	35	0	0	6	6	0	36	0	36	0	0	0	0
+15 mins.	5	20	0	25	2	0	8	10	0	29	3	32	0	0	0	0
+30 mins.	3	21	0	24	0	0	6	6	0	36	0	36	0	2	0	2
+45 mins.	9	26	0	35	0	0	9	9	0	36	1	37	1	0	0	1
Total Volume	25	94	0	119	2	0	29	31	0	137	4	141	1	2	0	3
% App. Total	21	79	0		6.5	0	93.5		0	97.2	2.8		33.3	66.7	0	
PHF	.694	.870	.000	.850	.250	.000	.806	.775	.000	.951	.333	.953	.250	.250	.000	.375

Counts Unlimited
PO Box 1178
Corona, CA 92878
(951) 268-6268

City of Lake Elsinore
N/S: Diamond Drive
E/W: Campbell Street
Weather: Clear

File Name : LKEDICAPM
Site Code : 05716254
Start Date : 5/25/2016
Page No : 1

Groups Printed- Total Volume

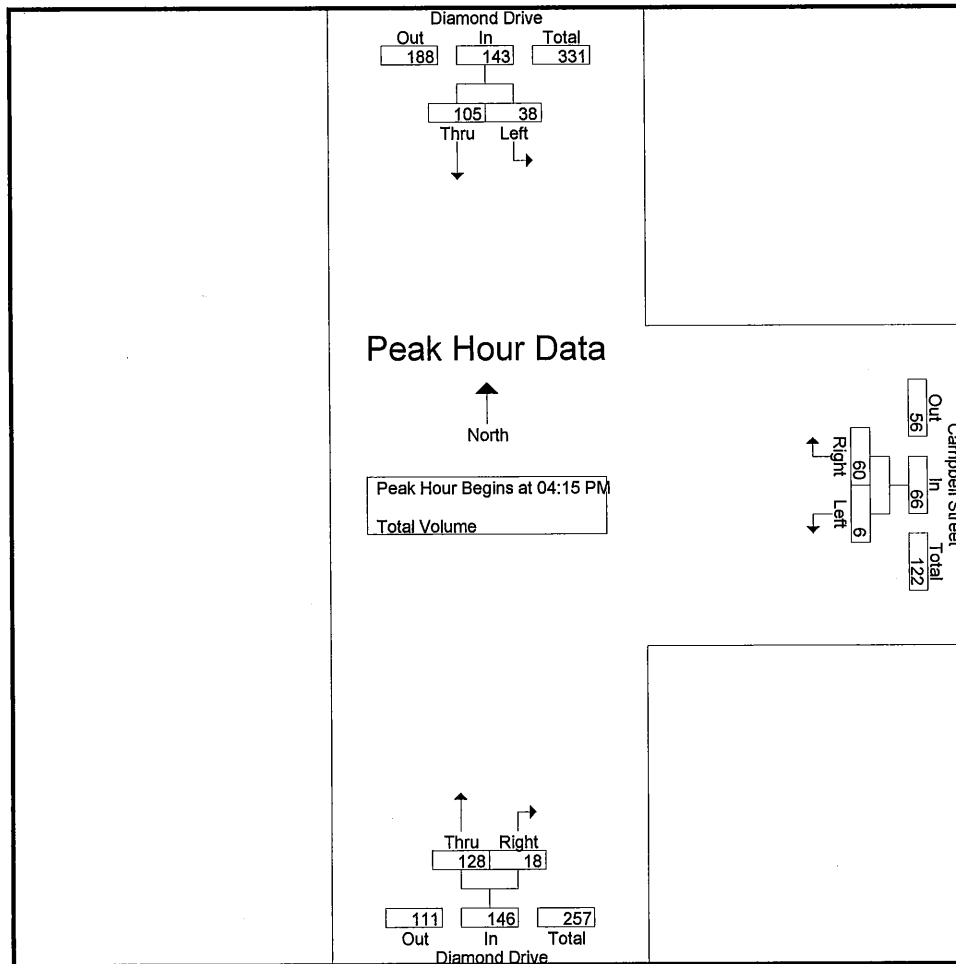
	Diamond Drive Southbound			Campbell Street Westbound			Diamond Drive Northbound			
Start Time	Left	Thru	App. Total	Left	Right	App. Total	Thru	Right	App. Total	Int. Total
04:00 PM	13	21	34	2	9	11	24	3	27	72
04:15 PM	8	24	32	1	11	12	47	6	53	97
04:30 PM	7	24	31	2	8	10	24	4	28	69
04:45 PM	15	25	40	1	22	23	30	5	35	98
Total	43	94	137	6	50	56	125	18	143	336
05:00 PM	8	32	40	2	19	21	27	3	30	91
05:15 PM	12	24	36	1	10	11	30	3	33	80
05:30 PM	6	38	44	2	14	16	20	2	22	82
05:45 PM	6	47	53	2	13	15	27	1	28	96
Total	32	141	173	7	56	63	104	9	113	349
Grand Total	75	235	310	13	106	119	229	27	256	685
Apprch %	24.2	75.8		10.9	89.1		89.5	10.5		
Total %	10.9	34.3	45.3	1.9	15.5	17.4	33.4	3.9	37.4	

	Diamond Drive Southbound			Campbell Street Westbound			Diamond Drive Northbound			
Start Time	Left	Thru	App. Total	Left	Right	App. Total	Thru	Right	App. Total	Int. Total
Peak Hour Analysis From 04:00 PM to 05:45 PM - Peak 1 of 1										
Peak Hour for Entire Intersection Begins at 04:15 PM										
04:15 PM	8	24	32	1	11	12	47	6	53	97
04:30 PM	7	24	31	2	8	10	24	4	28	69
04:45 PM	15	25	40	1	22	23	30	5	35	98
05:00 PM	8	32	40	2	19	21	27	3	30	91
Total Volume	38	105	143	6	60	66	128	18	146	355
% App. Total	26.6	73.4		9.1	90.9		87.7	12.3		
PHF	.633	.820	.894	.750	.682	.717	.681	.750	.689	.906

Counts Unlimited
PO Box 1178
Corona, CA 92878
(951) 268-6268

City of Lake Elsinore
N/S: Diamond Drive
E/W: Campbell Street
Weather: Clear

File Name : LKEDICAPM
Site Code : 05716254
Start Date : 5/25/2016
Page No : 2



Peak Hour Analysis From 04:00 PM to 05:45 PM - Peak 1 of 1

Peak Hour for Each Approach Begins at:

	05:00 PM			04:45 PM			04:15 PM		
+0 mins.	8	32	40	1	22	23	47	6	53
+15 mins.	12	24	36	2	19	21	24	4	28
+30 mins.	6	38	44	1	10	11	30	5	35
+45 mins.	6	47	53	2	14	16	27	3	30
Total Volume	32	141	173	6	65	71	128	18	146
% App. Total	18.5	81.5		8.5	91.5		87.7	12.3	
PHF	.667	.750	.816	.750	.739	.772	.681	.750	.689

Counts Unlimited, Inc.
PO Box 1178
Corona, CA 92878
951-268-6268

City of Lake Elsinore
N/S: Diamond Drive
E/W: Campbell Street
Weather: Clear

File Name : LKEDICAMD
Site Code : 05716254
Start Date : 5/7/2016
Page No : 1

Groups Printed- Total Volume

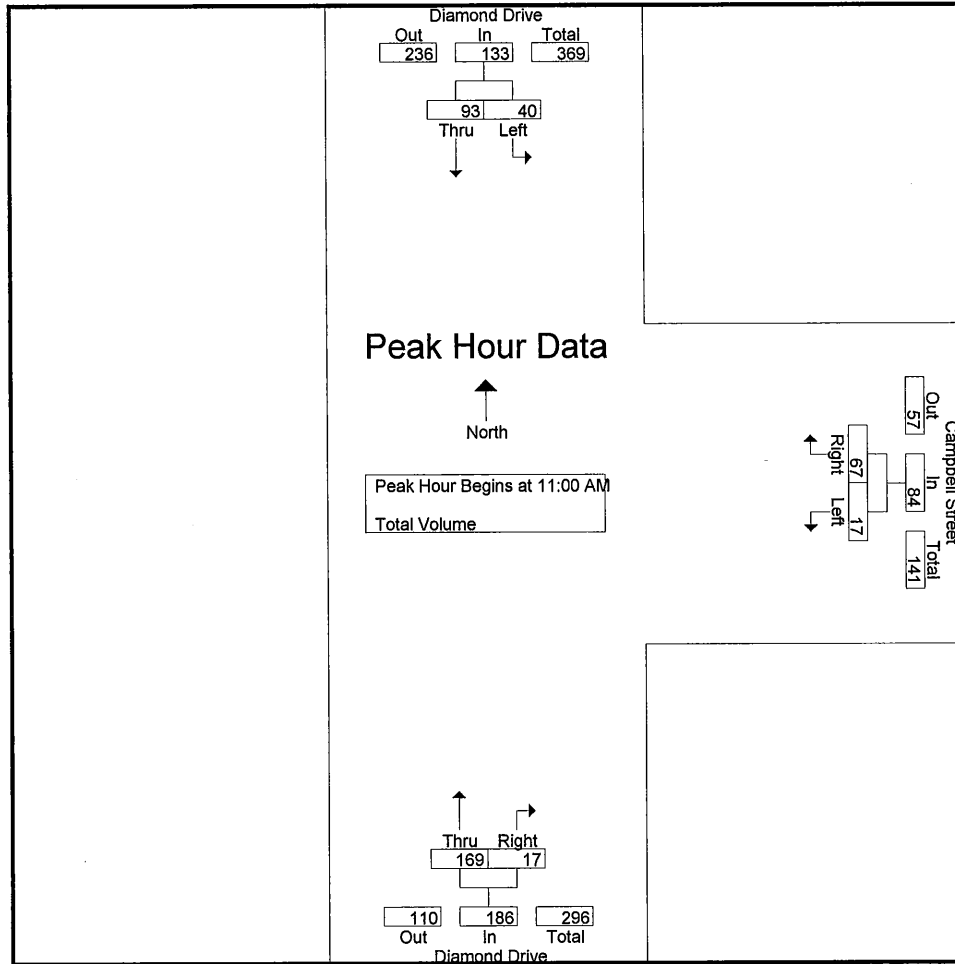
	Diamond Drive Southbound			Campbell Street Westbound			Diamond Drive Northbound			
Start Time	Left	Thru	App. Total	Left	Right	App. Total	Thru	Right	App. Total	Int. Total
11:00 AM	6	21	27	6	19	25	62	7	69	121
11:15 AM	18	30	48	5	23	28	46	7	53	129
11:30 AM	9	20	29	4	17	21	38	1	39	89
11:45 AM	7	22	29	2	8	10	23	2	25	64
Total	40	93	133	17	67	84	169	17	186	403
12:00 PM	6	29	35	2	7	9	30	0	30	74
12:15 PM	10	41	51	0	12	12	35	1	36	99
12:30 PM	14	24	38	1	15	16	25	2	27	81
12:45 PM	14	22	36	2	25	27	35	0	35	98
Total	44	116	160	5	59	64	125	3	128	352
01:00 PM	7	33	40	1	7	8	25	4	29	77
01:15 PM	6	32	38	2	18	20	35	6	41	99
01:30 PM	4	24	28	2	15	17	24	5	29	74
01:45 PM	5	33	38	3	10	13	39	2	41	92
Total	22	122	144	8	50	58	123	17	140	342
Grand Total	106	331	437	30	176	206	417	37	454	1097
Apprch %	24.3	75.7		14.6	85.4		91.9	8.1		
Total %	9.7	30.2	39.8	2.7	16	18.8	38	3.4	41.4	

	Diamond Drive Southbound			Campbell Street Westbound			Diamond Drive Northbound			
Start Time	Left	Thru	App. Total	Left	Right	App. Total	Thru	Right	App. Total	Int. Total
Peak Hour Analysis From 11:00 AM to 01:45 PM - Peak 1 of 1										
Peak Hour for Entire Intersection Begins at 11:00 AM										
11:00 AM	6	21	27	6	19	25	62	7	69	121
11:15 AM	18	30	48	5	23	28	46	7	53	129
11:30 AM	9	20	29	4	17	21	38	1	39	89
11:45 AM	7	22	29	2	8	10	23	2	25	64
Total Volume	40	93	133	17	67	84	169	17	186	403
% App. Total	30.1	69.9		20.2	79.8		90.9	9.1		
PHF	.556	.775	.693	.708	.728	.750	.681	.607	.674	.781

Counts Unlimited, Inc.
PO Box 1178
Corona, CA 92878
951-268-6268

City of Lake Elsinore
N/S: Diamond Drive
E/W: Campbell Street
Weather: Clear

File Name : LKEDICAMD
Site Code : 05716254
Start Date : 5/7/2016
Page No : 2



Peak Hour Analysis From 11:00 AM to 01:45 PM - Peak 1 of 1

Peak Hour for Each Approach Begins at:

	12:15 PM			11:00 AM			11:00 AM		
+0 mins.	10	41	51	6	19	25	62	7	69
+15 mins.	14	24	38	5	23	28	46	7	53
+30 mins.	14	22	36	4	17	21	38	1	39
+45 mins.	7	33	40	2	8	10	23	2	25
Total Volume	45	120	165	17	67	84	169	17	186
% App. Total	27.3	72.7		20.2	79.8		90.9	9.1	
PHF	.804	.732	.809	.708	.728	.750	.681	.607	.674

Counts Unlimited
PO Box 1178
Corona, CA 92878
(951) 268-6268

City of Lake Elsinore
N/S: Mission Trail
E/W: Campbell Street
Weather: Clear

File Name : LKEMTCAAM
Site Code : 05716654
Start Date : 12/8/2016
Page No : 1

Groups Printed- Total Volume

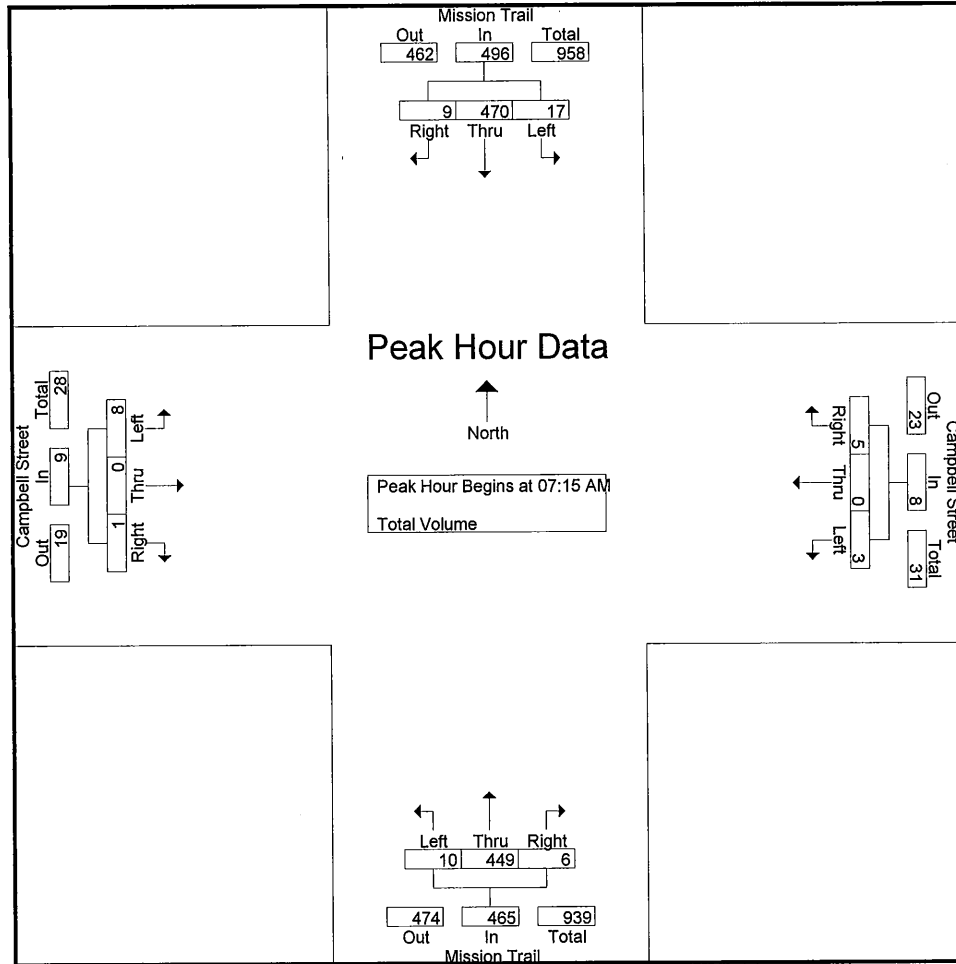
	Mission Trail Southbound				Campbell Street Westbound				Mission Trail Northbound				Campbell Street Eastbound				
Start Time	Left	Thru	Right	App. Total	Left	Thru	Right	App. Total	Left	Thru	Right	App. Total	Left	Thru	Right	App. Total	Int. Total
07:00 AM	2	70	0	72	0	0	1	1	0	86	0	86	0	0	0	0	159
07:15 AM	4	114	1	119	0	0	1	1	4	104	0	108	3	0	0	3	231
07:30 AM	4	105	0	109	1	0	1	2	1	129	2	132	1	0	0	1	244
07:45 AM	1	127	3	131	1	0	1	2	2	115	3	120	1	0	0	1	254
Total	11	416	4	431	2	0	4	6	7	434	5	446	5	0	0	5	888
08:00 AM	8	124	5	137	1	0	2	3	3	101	1	105	3	0	1	4	249
08:15 AM	4	88	2	94	1	1	4	6	5	86	6	97	2	0	1	3	200
08:30 AM	5	98	3	106	3	0	1	4	1	97	4	102	2	0	0	2	214
08:45 AM	3	94	2	99	1	0	6	7	4	121	6	131	3	1	2	6	243
Total	20	404	12	436	6	1	13	20	13	405	17	435	10	1	4	15	906
Grand Total	31	820	16	867	8	1	17	26	20	839	22	881	15	1	4	20	1794
Apprch %	3.6	94.6	1.8		30.8	3.8	65.4		2.3	95.2	2.5		75	5	20		
Total %	1.7	45.7	0.9	48.3	0.4	0.1	0.9	1.4	1.1	46.8	1.2	49.1	0.8	0.1	0.2	1.1	

	Mission Trail Southbound				Campbell Street Westbound				Mission Trail Northbound				Campbell Street Eastbound				
Start Time	Left	Thru	Right	App. Total	Left	Thru	Right	App. Total	Left	Thru	Right	App. Total	Left	Thru	Right	App. Total	Int. Total
Peak Hour Analysis From 07:00 AM to 08:45 AM - Peak 1 of 1																	
Peak Hour for Entire Intersection Begins at 07:15 AM																	
07:15 AM	4	114	1	119	0	0	1	1	4	104	0	108	3	0	0	3	231
07:30 AM	4	105	0	109	1	0	1	2	1	129	2	132	1	0	0	1	244
07:45 AM	1	127	3	131	1	0	1	2	2	115	3	120	1	0	0	1	254
08:00 AM	8	124	5	137	1	0	2	3	3	101	1	105	3	0	1	4	249
Total Volume	17	470	9	496	3	0	5	8	10	449	6	465	8	0	1	9	978
% App. Total	3.4	94.8	1.8		37.5	0	62.5		2.2	96.6	1.3		88.9	0	11.1		
PHF	.531	.925	.450	.905	.750	.000	.625	.667	.625	.870	.500	.881	.667	.000	.250	.563	.963

Counts Unlimited
PO Box 1178
Corona, CA 92878
(951) 268-6268

City of Lake Elsinore
N/S: Mission Trail
E/W: Campbell Street
Weather: Clear

File Name : LKEMTCAAM
Site Code : 05716654
Start Date : 12/8/2016
Page No : 2



Peak Hour Analysis From 07:00 AM to 08:45 AM - Peak 1 of 1
Peak Hour for Each Approach Begins at:

	07:15 AM				08:00 AM				07:15 AM				08:00 AM			
+0 mins.	4	114	1	119	1	0	2	3	4	104	0	108	3	0	1	4
+15 mins.	4	105	0	109	1	1	4	6	1	129	2	132	2	0	1	3
+30 mins.	1	127	3	131	3	0	1	4	2	115	3	120	2	0	0	2
+45 mins.	8	124	5	137	1	0	6	7	3	101	1	105	3	1	2	6
Total Volume	17	470	9	496	6	1	13	20	10	449	6	465	10	1	4	15
% App. Total	3.4	94.8	1.8		30	5	65		2.2	96.6	1.3		66.7	6.7	26.7	
PHF	.531	.925	.450	.905	.500	.250	.542	.714	.625	.870	.500	.881	.833	.250	.500	.625

Counts Unlimited
PO Box 1178
Corona, CA 92878
(951) 268-6268

City of Lake Elsinore
N/S: Mission Trail
E/W: Campbell Street
Weather: Clear

File Name : LKEMICAPM
Site Code : 05716254
Start Date : 5/25/2016
Page No : 1

Groups Printed- Total Volume

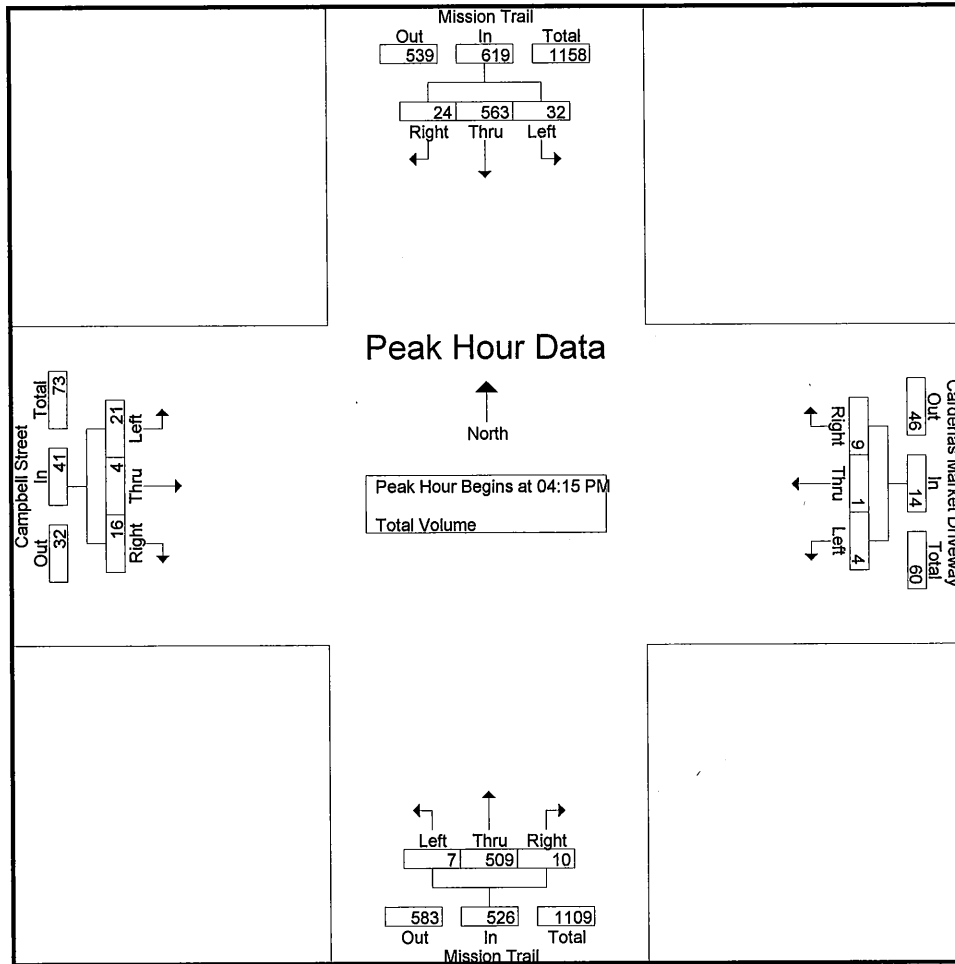
	Mission Trail Southbound				Cardenas Market Driveway Westbound				Mission Trail Northbound				Campbell Street Eastbound				
Start Time	Left	Thru	Right	App. Total	Left	Thru	Right	App. Total	Left	Thru	Right	App. Total	Left	Thru	Right	App. Total	Int. Total
04:00 PM	10	143	7	160	1	1	7	9	1	135	1	137	2	0	3	5	311
04:15 PM	9	154	3	166	0	0	3	3	4	140	4	148	9	1	4	14	331
04:30 PM	11	128	6	145	0	1	4	5	0	122	1	123	3	1	5	9	282
04:45 PM	4	139	5	148	2	0	0	2	3	110	2	115	6	2	1	9	274
Total	34	564	21	619	3	2	14	19	8	507	8	523	20	4	13	37	1198
05:00 PM	8	142	10	160	2	0	2	4	0	137	3	140	3	0	6	9	313
05:15 PM	10	141	2	153	1	0	3	4	3	129	2	134	4	2	3	9	300
05:30 PM	8	123	4	135	1	0	1	2	2	121	3	126	3	0	3	6	269
05:45 PM	10	122	7	139	0	0	2	2	4	130	4	138	3	0	2	5	284
Total	36	528	23	587	4	0	8	12	9	517	12	538	13	2	14	29	1166
Grand Total	70	1092	44	1206	7	2	22	31	17	1024	20	1061	33	6	27	66	2364
Apprch %	5.8	90.5	3.6		22.6	6.5	71		1.6	96.5	1.9		50	9.1	40.9		
Total %	3	46.2	1.9	51	0.3	0.1	0.9	1.3	0.7	43.3	0.8	44.9	1.4	0.3	1.1	2.8	

	Mission Trail Southbound				Cardenas Market Driveway Westbound				Mission Trail Northbound				Campbell Street Eastbound				
Start Time	Left	Thru	Right	App. Total	Left	Thru	Right	App. Total	Left	Thru	Right	App. Total	Left	Thru	Right	App. Total	Int. Total
Peak Hour Analysis From 04:00 PM to 05:45 PM - Peak 1 of 1																	
Peak Hour for Entire Intersection Begins at 04:15 PM																	
04:15 PM	9	154	3	166	0	0	3	3	4	140	4	148	9	1	4	14	331
04:30 PM	11	128	6	145	0	1	4	5	0	122	1	123	3	1	5	9	282
04:45 PM	4	139	5	148	2	0	0	2	3	110	2	115	6	2	1	9	274
05:00 PM	8	142	10	160	2	0	2	4	0	137	3	140	3	0	6	9	313
Total Volume	32	563	24	619	4	1	9	14	7	509	10	526	21	4	16	41	1200
% App. Total	5.2	91	3.9		28.6	7.1	64.3		1.3	96.8	1.9		51.2	9.8	39		
PHF	.727	.914	.600	.932	.500	.250	.563	.700	.438	.909	.625	.889	.583	.500	.667	.732	.906

Counts Unlimited
PO Box 1178
Corona, CA 92878
(951) 268-6268

City of Lake Elsinore
N/S: Mission Trail
E/W: Campbell Street
Weather: Clear

File Name : LKEMICAPM
Site Code : 05716254
Start Date : 5/25/2016
Page No : 2



Peak Hour Analysis From 04:00 PM to 05:45 PM - Peak 1 of 1

Peak Hour for Each Approach Begins at:

	04:00 PM				04:00 PM				05:00 PM				04:15 PM			
+0 mins.	10	143	7	160	1	1	7	9	0	137	3	140	9	1	4	14
+15 mins.	9	154	3	166	0	0	3	3	3	129	2	134	3	1	5	9
+30 mins.	11	128	6	145	0	1	4	5	2	121	3	126	6	2	1	9
+45 mins.	4	139	5	148	2	0	0	2	4	130	4	138	3	0	6	9
Total Volume	34	564	21	619	3	2	14	19	9	517	12	538	21	4	16	41
% App. Total	5.5	91.1	3.4		15.8	10.5	73.7		1.7	96.1	2.2		51.2	9.8	39	
PHF	.773	.916	.750	.932	.375	.500	.500	.528	.563	.943	.750	.961	.583	.500	.667	.732

Counts Unlimited
PO Box 1178
Corona, CA 92878
(951) 268-6268

City of Lake Elsinore
N/S: Mission Trail
E/W: Campbell Street
Weather: Clear

File Name : LKEMICAMD
Site Code : 05716254
Start Date : 5/7/2016
Page No : 1

Groups Printed- Total Volume

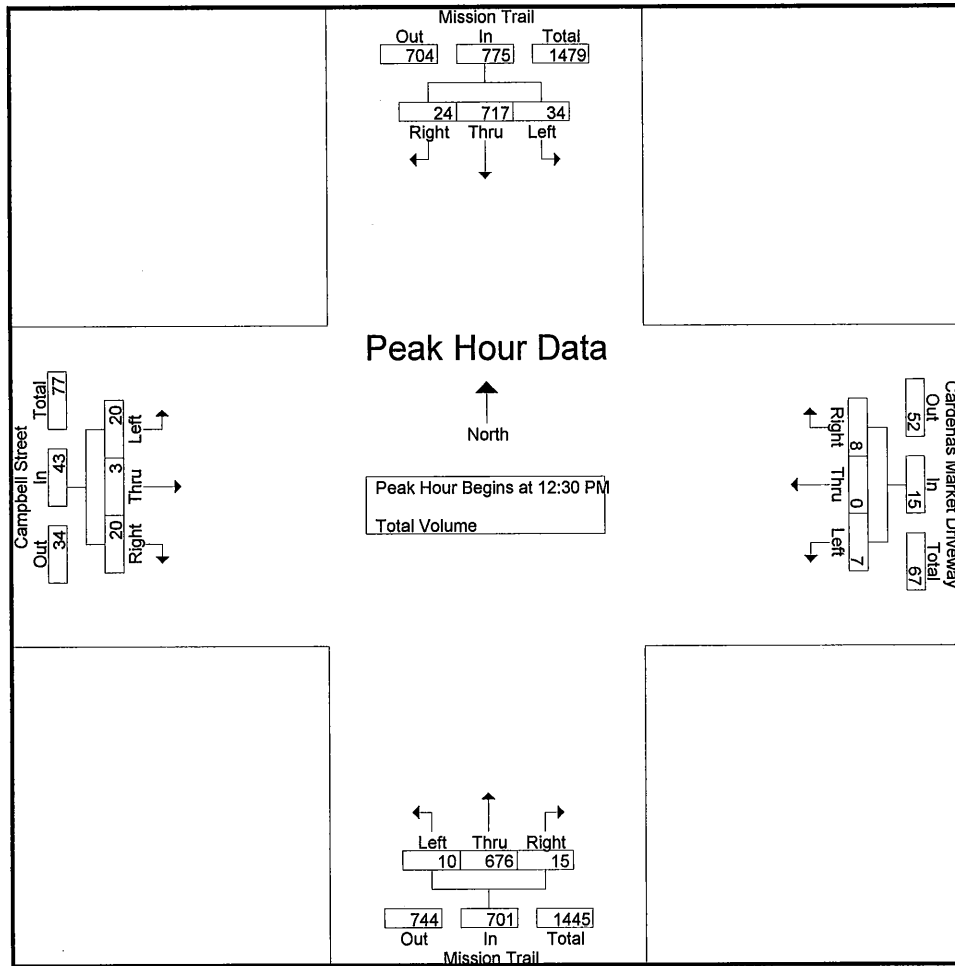
	Mission Trail Southbound				Cardenas Market Driveway Westbound				Mission Trail Northbound				Campbell Street Eastbound				
Start Time	Left	Thru	Right	App. Total	Left	Thru	Right	App. Total	Left	Thru	Right	App. Total	Left	Thru	Right	App. Total	Int. Total
11:00 AM	4	160	11	175	4	1	6	11	1	181	8	190	7	0	7	14	390
11:15 AM	11	177	14	202	3	0	6	9	5	155	5	165	9	0	6	15	391
11:30 AM	8	156	9	173	1	0	0	1	3	157	2	162	8	0	8	16	352
11:45 AM	15	166	7	188	2	0	1	3	4	161	6	171	9	0	4	13	375
Total	38	659	41	738	10	1	13	24	13	654	21	688	33	0	25	58	1508
12:00 PM	11	182	4	197	1	0	3	4	3	141	3	147	5	0	5	10	358
12:15 PM	17	155	7	179	1	0	2	3	4	150	7	161	7	0	2	9	352
12:30 PM	6	194	6	206	4	0	2	6	2	173	5	180	5	1	8	14	406
12:45 PM	7	180	10	197	1	0	0	1	2	180	5	187	4	0	4	8	393
Total	41	711	27	779	7	0	7	14	11	644	20	675	21	1	19	41	1509
01:00 PM	12	181	2	195	1	0	1	2	2	154	5	161	7	0	5	12	370
01:15 PM	9	162	6	177	1	0	5	6	4	169	0	173	4	2	3	9	365
01:30 PM	6	123	7	136	2	0	2	4	1	123	0	124	3	0	1	4	268
01:45 PM	4	143	5	152	1	0	3	4	1	133	1	135	2	0	1	3	294
Total	31	609	20	660	5	0	11	16	8	579	6	593	16	2	10	28	1297
Grand Total	110	1979	88	2177	22	1	31	54	32	1877	47	1956	70	3	54	127	4314
Apprch %	5.1	90.9	4		40.7	1.9	57.4		1.6	96	2.4		55.1	2.4	42.5		
Total %	2.5	45.9	2	50.5	0.5	0	0.7	1.3	0.7	43.5	1.1	45.3	1.6	0.1	1.3	2.9	

	Mission Trail Southbound				Cardenas Market Driveway Westbound				Mission Trail Northbound				Campbell Street Eastbound				
Start Time	Left	Thru	Right	App. Total	Left	Thru	Right	App. Total	Left	Thru	Right	App. Total	Left	Thru	Right	App. Total	Int. Total
Peak Hour Analysis From 11:00 AM to 01:45 PM - Peak 1 of 1																	
Peak Hour for Entire Intersection Begins at 12:30 PM																	
12:30 PM	6	194	6	206	4	0	2	6	2	173	5	180	5	1	8	14	406
12:45 PM	7	180	10	197	1	0	0	1	2	180	5	187	4	0	4	8	393
01:00 PM	12	181	2	195	1	0	1	2	2	154	5	161	7	0	5	12	370
01:15 PM	9	162	6	177	1	0	5	6	4	169	0	173	4	2	3	9	365
Total Volume	34	717	24	775	7	0	8	15	10	676	15	701	20	3	20	43	1534
% App. Total	4.4	92.5	3.1		46.7	0	53.3		1.4	96.4	2.1		46.5	7	46.5		
PHF	.708	.924	.600	.941	.438	.000	.400	.625	.625	.939	.750	.937	.714	.375	.625	.768	.945

Counts Unlimited
PO Box 1178
Corona, CA 92878
(951) 268-6268

City of Lake Elsinore
N/S: Mission Trail
E/W: Campbell Street
Weather: Clear

File Name : LKEMICAMD
Site Code : 05716254
Start Date : 5/7/2016
Page No : 2



Peak Hour Analysis From 11:00 AM to 01:45 PM - Peak 1 of 1
Peak Hour for Each Approach Begins at:

	12:00 PM				11:00 AM				12:30 PM				11:00 AM			
+0 mins.	11	182	4	197	4	1	6	11	2	173	5	180	7	0	7	14
+15 mins.	17	155	7	179	3	0	6	9	2	180	5	187	9	0	6	15
+30 mins.	6	194	6	206	1	0	0	1	2	154	5	161	8	0	8	16
+45 mins.	7	180	10	197	2	0	1	3	4	169	0	173	9	0	4	13
Total Volume	41	711	27	779	10	1	13	24	10	676	15	701	33	0	25	58
% App. Total	5.3	91.3	3.5		41.7	4.2	54.2		1.4	96.4	2.1		56.9	0	43.1	
PHF	.603	.916	.675	.945	.625	.250	.542	.545	.625	.939	.750	.937	.917	.000	.781	.906

Counts Unlimited
PO Box 1178
Corona, CA 92878
(951) 268-6268

City of Lake Elsinore
N/S: Diamond Drive
E/W: Malaga Road
Weather: Clear

File Name : LKEDIMAAM
Site Code : 05716654
Start Date : 12/8/2016
Page No : 1

Groups Printed- Total Volume

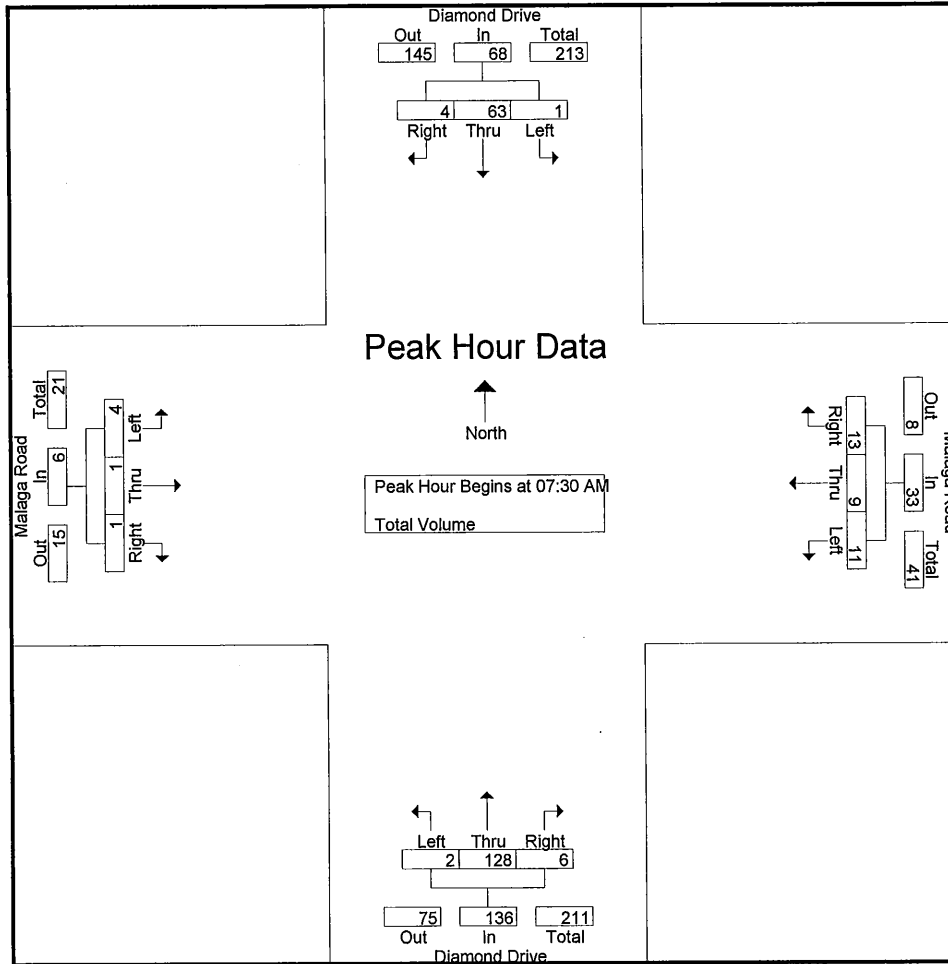
	Diamond Drive Southbound				Malaga Road Westbound				Diamond Drive Northbound				Malaga Road Eastbound				
Start Time	Left	Thru	Right	App. Total	Left	Thru	Right	App. Total	Left	Thru	Right	App. Total	Left	Thru	Right	App. Total	Int. Total
07:00 AM	0	22	2	24	0	3	0	3	2	21	2	25	0	5	3	8	60
07:15 AM	0	11	1	12	1	4	1	6	2	20	4	26	0	8	2	10	54
07:30 AM	0	14	0	14	4	0	2	6	2	35	1	38	0	1	0	1	59
07:45 AM	0	9	1	10	2	1	2	5	0	37	3	40	1	0	1	2	57
Total	0	56	4	60	7	8	5	20	6	113	10	129	1	14	6	21	230
08:00 AM	1	21	3	25	5	6	4	15	0	25	1	26	2	0	0	2	68
08:15 AM	0	19	0	19	0	2	5	7	0	31	1	32	1	0	0	1	59
08:30 AM	0	14	1	15	1	0	2	3	1	18	2	21	0	2	1	3	42
08:45 AM	0	17	2	19	4	4	2	10	0	21	3	24	3	4	1	8	61
Total	1	71	6	78	10	12	13	35	1	95	7	103	6	6	2	14	230
Grand Total	1	127	10	138	17	20	18	55	7	208	17	232	7	20	8	35	460
Apprch %	0.7	92	7.2		30.9	36.4	32.7		3	89.7	7.3		20	57.1	22.9		
Total %	0.2	27.6	2.2	30	3.7	4.3	3.9	12	1.5	45.2	3.7	50.4	1.5	4.3	1.7	7.6	

	Diamond Drive Southbound				Malaga Road Westbound				Diamond Drive Northbound				Malaga Road Eastbound				
Start Time	Left	Thru	Right	App. Total	Left	Thru	Right	App. Total	Left	Thru	Right	App. Total	Left	Thru	Right	App. Total	Int. Total
Peak Hour Analysis From 07:00 AM to 08:45 AM - Peak 1 of 1																	
Peak Hour for Entire Intersection Begins at 07:30 AM																	
07:30 AM	0	14	0	14	4	0	2	6	2	35	1	38	0	1	0	1	59
07:45 AM	0	9	1	10	2	1	2	5	0	37	3	40	1	0	1	2	57
08:00 AM	1	21	3	25	5	6	4	15	0	25	1	26	2	0	0	2	68
08:15 AM	0	19	0	19	0	2	5	7	0	31	1	32	1	0	0	1	59
Total Volume	1	63	4	68	11	9	13	33	2	128	6	136	4	1	1	6	243
% App. Total	1.5	92.6	5.9		33.3	27.3	39.4		1.5	94.1	4.4		66.7	16.7	16.7		
PHF	.250	.750	.333	.680	.550	.375	.650	.550	.250	.865	.500	.850	.500	.250	.250	.750	.893

Counts Unlimited
PO Box 1178
Corona, CA 92878
(951) 268-6268

City of Lake Elsinore
N/S: Diamond Drive
E/W: Malaga Road
Weather: Clear

File Name : LKEDIMAAM
Site Code : 05716654
Start Date : 12/8/2016
Page No : 2



Peak Hour Analysis From 07:00 AM to 08:45 AM - Peak 1 of 1
Peak Hour for Each Approach Begins at:

	08:00 AM				08:00 AM				07:30 AM				07:00 AM			
+0 mins.	1	21	3	25	5	6	4	15	2	35	1	38	0	5	3	8
+15 mins.	0	19	0	19	0	2	5	7	0	37	3	40	0	8	2	10
+30 mins.	0	14	1	15	1	0	2	3	0	25	1	26	0	1	0	1
+45 mins.	0	17	2	19	4	4	2	10	0	31	1	32	1	0	1	2
Total Volume	1	71	6	78	10	12	13	35	2	128	6	136	1	14	6	21
% App. Total	1.3	91	7.7		28.6	34.3	37.1		1.5	94.1	4.4		4.8	66.7	28.6	
PHF	.250	.845	.500	.780	.500	.500	.650	.583	.250	.865	.500	.850	.250	.438	.500	.525

Counts Unlimited
PO Box 1178
Corona, CA 92878
(951) 268-6268

City of Lake Elsinore
N/S: Diamond Drive
E/W: Malaga Road
Weather: Clear

File Name : LKEDIMAPM
Site Code : 05716254
Start Date : 5/25/2016
Page No : 1

Groups Printed- Total Volume

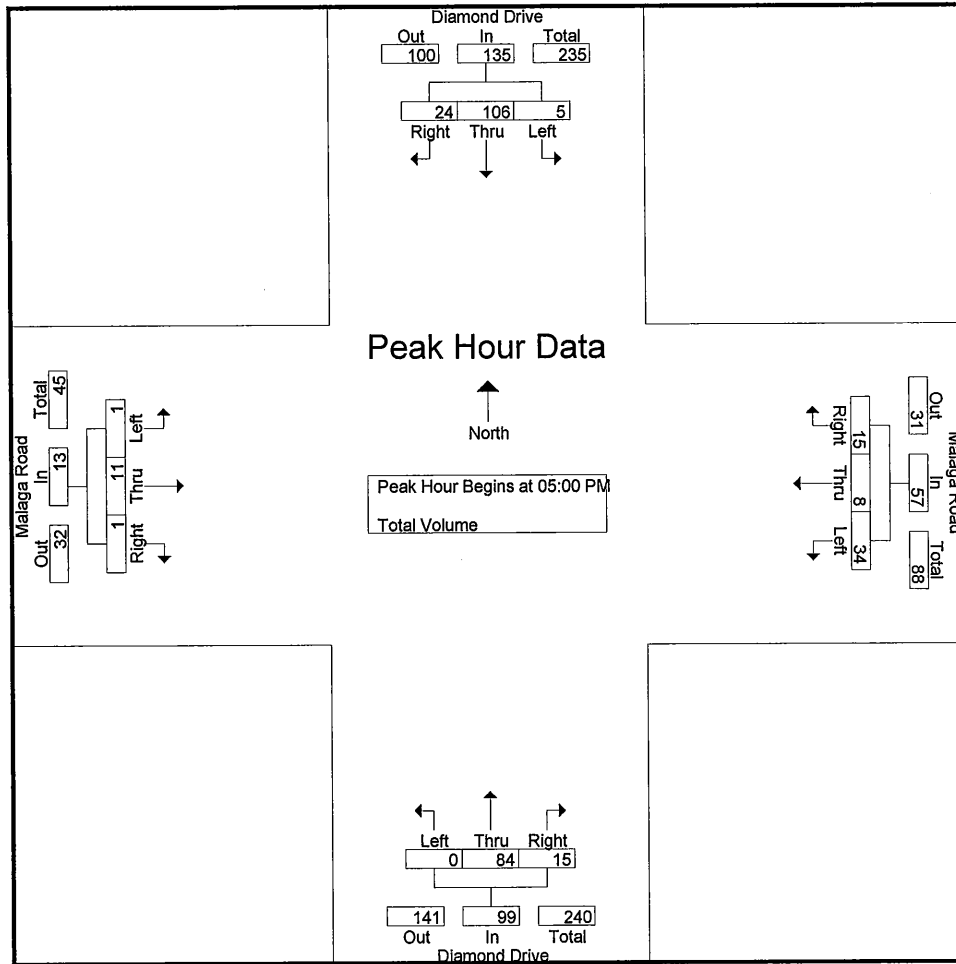
	Diamond Drive Southbound				Malaga Road Westbound				Diamond Drive Northbound				Malaga Road Eastbound				
Start Time	Left	Thru	Right	App. Total	Left	Thru	Right	App. Total	Left	Thru	Right	App. Total	Left	Thru	Right	App. Total	Int. Total
04:00 PM	4	17	1	22	6	2	2	10	0	21	3	24	0	1	0	1	57
04:15 PM	3	18	1	22	5	2	3	10	0	39	2	41	0	1	0	1	74
04:30 PM	4	18	2	24	9	0	5	14	0	18	3	21	0	1	4	5	64
04:45 PM	2	22	0	24	6	5	5	16	0	23	4	27	1	0	0	1	68
Total	13	75	4	92	26	9	15	50	0	101	12	113	1	3	4	8	263
05:00 PM	1	28	1	30	4	2	5	11	0	18	2	20	1	5	0	6	67
05:15 PM	0	22	1	23	13	1	1	15	0	26	4	30	0	3	0	3	71
05:30 PM	2	26	9	37	12	0	4	16	0	18	5	23	0	1	0	1	77
05:45 PM	2	30	13	45	5	5	5	15	0	22	4	26	0	2	1	3	89
Total	5	106	24	135	34	8	15	57	0	84	15	99	1	11	1	13	304
Grand Total	18	181	28	227	60	17	30	107	0	185	27	212	2	14	5	21	567
Apprch %	7.9	79.7	12.3		56.1	15.9	28		0	87.3	12.7		9.5	66.7	23.8		
Total %	3.2	31.9	4.9	40	10.6	3	5.3	18.9	0	32.6	4.8	37.4	0.4	2.5	0.9	3.7	

	Diamond Drive Southbound				Malaga Road Westbound				Diamond Drive Northbound				Malaga Road Eastbound				
Start Time	Left	Thru	Right	App. Total	Left	Thru	Right	App. Total	Left	Thru	Right	App. Total	Left	Thru	Right	App. Total	Int. Total
Peak Hour Analysis From 04:00 PM to 05:45 PM - Peak 1 of 1																	
Peak Hour for Entire Intersection Begins at 05:00 PM																	
05:00 PM	1	28	1	30	4	2	5	11	0	18	2	20	1	5	0	6	67
05:15 PM	0	22	1	23	13	1	1	15	0	26	4	30	0	3	0	3	71
05:30 PM	2	26	9	37	12	0	4	16	0	18	5	23	0	1	0	1	77
05:45 PM	2	30	13	45	5	5	5	15	0	22	4	26	0	2	1	3	89
Total Volume	5	106	24	135	34	8	15	57	0	84	15	99	1	11	1	13	304
% App. Total	3.7	78.5	17.8		59.6	14	26.3		0	84.8	15.2		7.7	84.6	7.7		
PHF	.625	.883	.462	.750	.654	.400	.750	.891	.000	.808	.750	.825	.250	.550	.250	.542	.854

Counts Unlimited
PO Box 1178
Corona, CA 92878
(951) 268-6268

City of Lake Elsinore
N/S: Diamond Drive
E/W: Malaga Road
Weather: Clear

File Name : LKEDIMAPM
Site Code : 05716254
Start Date : 5/25/2016
Page No : 2



Peak Hour Analysis From 04:00 PM to 05:45 PM - Peak 1 of 1
Peak Hour for Each Approach Begins at:

	05:00 PM				04:45 PM				04:00 PM				04:30 PM			
+0 mins.	1	28	1	30	6	5	5	16	0	21	3	24	0	1	4	5
+15 mins.	0	22	1	23	4	2	5	11	0	39	2	41	1	0	0	1
+30 mins.	2	26	9	37	13	1	1	15	0	18	3	21	1	5	0	6
+45 mins.	2	30	13	45	12	0	4	16	0	23	4	27	0	3	0	3
Total Volume	5	106	24	135	35	8	15	58	0	101	12	113	2	9	4	15
% App. Total	3.7	78.5	17.8		60.3	13.8	25.9		0	89.4	10.6		13.3	60	26.7	
PHF	.625	.883	.462	.750	.673	.400	.750	.906	.000	.647	.750	.689	.500	.450	.250	.625

Counts Unlimited, Inc.
PO Box 1178
Corona, CA 92878
951-268-6268

City of Lake Elsinore
N/S: Diamond Drive
E/W: Malaga Road
Weather: Clear

File Name : LKEDIMAMD
Site Code : 05716254
Start Date : 5/7/2016
Page No : 1

Groups Printed- Total Volume

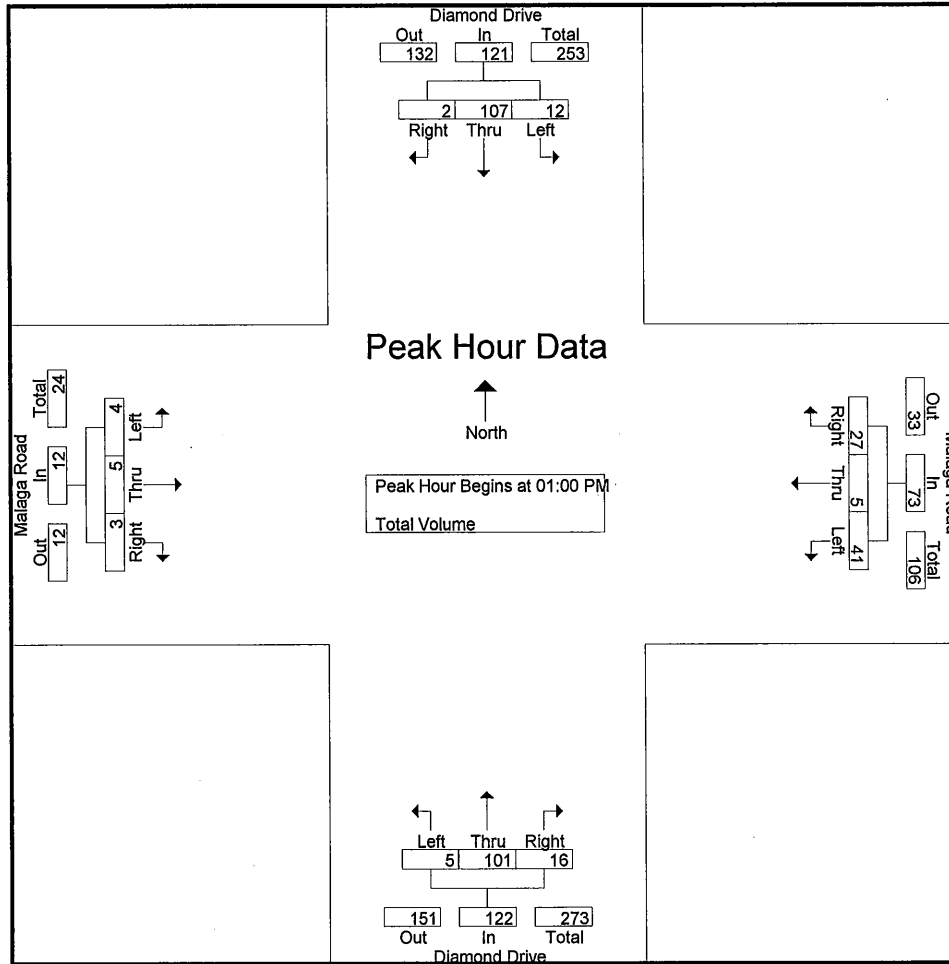
	Diamond Drive Southbound				Malaga Road Westbound				Diamond Drive Northbound				Malaga Road Eastbound				
Start Time	Left	Thru	Right	App. Total	Left	Thru	Right	App. Total	Left	Thru	Right	App. Total	Left	Thru	Right	App. Total	Int. Total
11:00 AM	1	16	5	22	4	7	3	14	1	33	5	39	6	8	3	17	92
11:15 AM	5	23	4	32	6	5	1	12	1	34	5	40	2	3	1	6	90
11:30 AM	2	18	4	24	6	1	6	13	0	23	5	28	0	0	0	0	65
11:45 AM	6	15	3	24	6	0	3	9	1	19	6	26	2	2	0	4	63
Total	14	72	16	102	22	13	13	48	3	109	21	133	10	13	4	27	310
12:00 PM	3	26	1	30	5	1	6	12	0	28	7	35	0	0	1	1	78
12:15 PM	2	32	2	36	13	2	5	20	0	25	3	28	0	1	0	1	85
12:30 PM	4	24	0	28	8	3	2	13	1	26	7	34	0	2	0	2	77
12:45 PM	3	22	1	26	8	0	7	15	1	20	5	26	3	0	0	3	70
Total	12	104	4	120	34	6	20	60	2	99	22	123	3	3	1	7	310
01:00 PM	2	29	2	33	11	2	10	23	0	20	3	23	1	2	0	3	82
01:15 PM	3	25	0	28	8	1	4	13	4	33	3	40	1	2	1	4	85
01:30 PM	3	23	0	26	20	1	5	26	0	15	6	21	1	1	1	3	76
01:45 PM	4	30	0	34	2	1	8	11	1	33	4	38	1	0	1	2	85
Total	12	107	2	121	41	5	27	73	5	101	16	122	4	5	3	12	328
Grand Total	38	283	22	343	97	24	60	181	10	309	59	378	17	21	8	46	948
Apprch %	11.1	82.5	6.4		53.6	13.3	33.1		2.6	81.7	15.6		37	45.7	17.4		
Total %	4	29.9	2.3	36.2	10.2	2.5	6.3	19.1	1.1	32.6	6.2	39.9	1.8	2.2	0.8	4.9	

	Diamond Drive Southbound				Malaga Road Westbound				Diamond Drive Northbound				Malaga Road Eastbound				
Start Time	Left	Thru	Right	App. Total	Left	Thru	Right	App. Total	Left	Thru	Right	App. Total	Left	Thru	Right	App. Total	Int. Total
Peak Hour Analysis From 11:00 AM to 01:45 PM - Peak 1 of 1																	
Peak Hour for Entire Intersection Begins at 01:00 PM																	
01:00 PM	2	29	2	33	11	2	10	23	0	20	3	23	1	2	0	3	82
01:15 PM	3	25	0	28	8	1	4	13	4	33	3	40	1	2	1	4	85
01:30 PM	3	23	0	26	20	1	5	26	0	15	6	21	1	1	1	3	76
01:45 PM	4	30	0	34	2	1	8	11	1	33	4	38	1	0	1	2	85
Total Volume	12	107	2	121	41	5	27	73	5	101	16	122	4	5	3	12	328
% App. Total	9.9	88.4	1.7		56.2	6.8	37		4.1	82.8	13.1		33.3	41.7	25		
PHF	.750	.892	.250	.890	.513	.625	.675	.702	.313	.765	.667	.763	1.00	.625	.750	.750	.965

Counts Unlimited, Inc.
PO Box 1178
Corona, CA 92878
951-268-6268

City of Lake Elsinore
N/S: Diamond Drive
E/W: Malaga Road
Weather: Clear

File Name : LKEDIMAMD
Site Code : 05716254
Start Date : 5/7/2016
Page No : 2



Peak Hour Analysis From 11:00 AM to 01:45 PM - Peak 1 of 1

Peak Hour for Each Approach Begins at:

	12:15 PM				12:45 PM				11:00 AM				11:00 AM			
+0 mins.	2	32	2	36	8	0	7	15	1	33	5	39	6	8	3	17
+15 mins.	4	24	0	28	11	2	10	23	1	34	5	40	2	3	1	6
+30 mins.	3	22	1	26	8	1	4	13	0	23	5	28	0	0	0	0
+45 mins.	2	29	2	33	20	1	5	26	1	19	6	26	2	2	0	4
Total Volume	11	107	5	123	47	4	26	77	3	109	21	133	10	13	4	27
% App. Total	8.9	87	4.1		61	5.2	33.8		2.3	82	15.8		37	48.1	14.8	
PHF	.688	.836	.625	.854	.588	.500	.650	.740	.750	.801	.875	.831	.417	.406	.333	.397

Counts Unlimited
PO Box 1178
Corona, CA 92878
(951) 268-6268

City of Lake Elsinore
N/S: Mission Trail
E/W: Malaga Road
Weather: Clear

File Name : LKEMTMAAM
Site Code : 05716654
Start Date : 12/8/2016
Page No : 1

Groups Printed- Total Volume

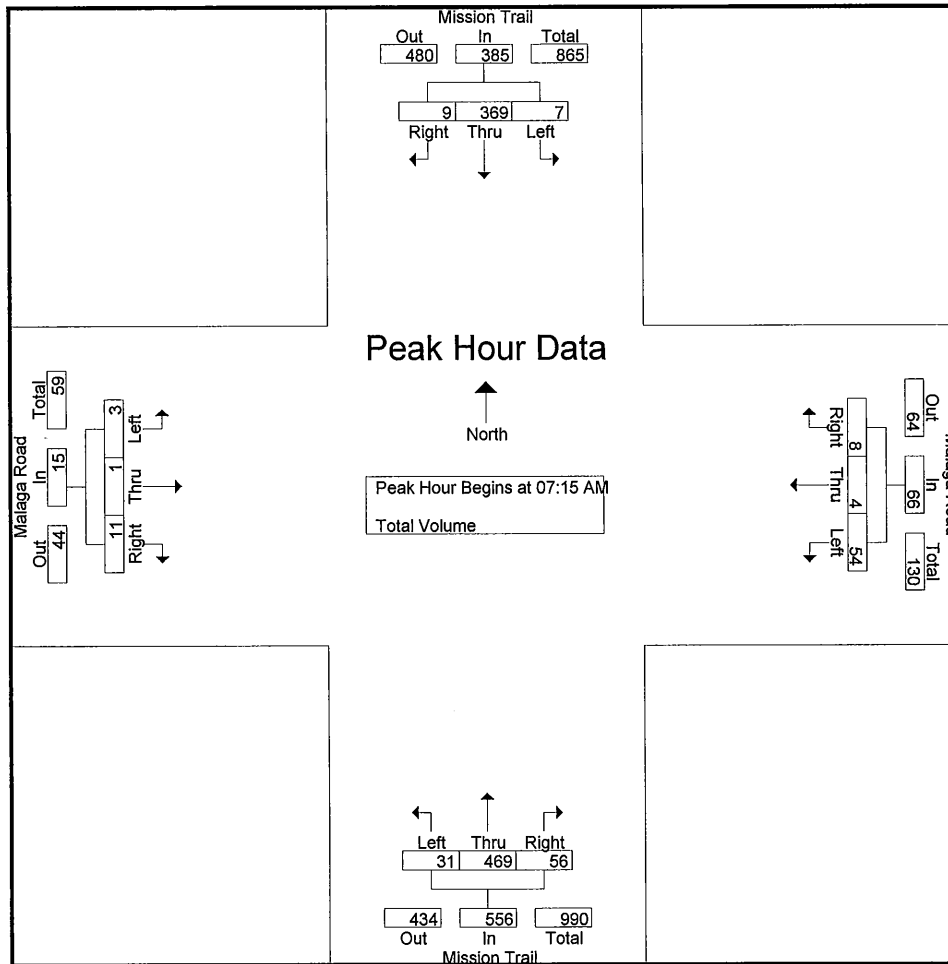
	Mission Trail Southbound				Malaga Road Westbound				Mission Trail Northbound				Malaga Road Eastbound				
Start Time	Left	Thru	Right	App. Total	Left	Thru	Right	App. Total	Left	Thru	Right	App. Total	Left	Thru	Right	App. Total	Int. Total
07:00 AM	1	65	1	67	4	4	0	8	4	86	7	97	1	0	2	3	175
07:15 AM	3	95	1	99	15	1	4	20	5	110	11	126	1	1	6	8	253
07:30 AM	1	88	2	91	15	0	2	17	7	123	18	148	0	0	2	2	258
07:45 AM	2	98	1	101	11	1	1	13	10	119	15	144	1	0	1	2	260
Total	7	346	5	358	45	6	7	58	26	438	51	515	3	1	11	15	946
08:00 AM	1	88	5	94	13	2	1	16	9	117	12	138	1	0	2	3	251
08:15 AM	3	76	0	79	8	1	6	15	6	81	8	95	1	0	0	1	190
08:30 AM	3	59	5	67	6	2	5	13	7	96	8	111	0	0	4	4	195
08:45 AM	4	67	2	73	11	3	9	23	5	118	19	142	2	1	6	9	247
Total	11	290	12	313	38	8	21	67	27	412	47	486	4	1	12	17	883
Grand Total	18	636	17	671	83	14	28	125	53	850	98	1001	7	2	23	32	1829
Apprch %	2.7	94.8	2.5		66.4	11.2	22.4		5.3	84.9	9.8		21.9	6.2	71.9		
Total %	1	34.8	0.9	36.7	4.5	0.8	1.5	6.8	2.9	46.5	5.4	54.7	0.4	0.1	1.3	1.7	

	Mission Trail Southbound				Malaga Road Westbound				Mission Trail Northbound				Malaga Road Eastbound				
Start Time	Left	Thru	Right	App. Total	Left	Thru	Right	App. Total	Left	Thru	Right	App. Total	Left	Thru	Right	App. Total	Int. Total
Peak Hour Analysis From 07:00 AM to 08:45 AM - Peak 1 of 1																	
Peak Hour for Entire Intersection Begins at 07:15 AM																	
07:15 AM	3	95	1	99	15	1	4	20	5	110	11	126	1	1	6	8	253
07:30 AM	1	88	2	91	15	0	2	17	7	123	18	148	0	0	2	2	258
07:45 AM	2	98	1	101	11	1	1	13	10	119	15	144	1	0	1	2	260
08:00 AM	1	88	5	94	13	2	1	16	9	117	12	138	1	0	2	3	251
Total Volume	7	369	9	385	54	4	8	66	31	469	56	556	3	1	11	15	1022
% App. Total	1.8	95.8	2.3		81.8	6.1	12.1		5.6	84.4	10.1		20	6.7	73.3		
PHF	.583	.941	.450	.953	.900	.500	.500	.825	.775	.953	.778	.939	.750	.250	.458	.469	.983

Counts Unlimited
PO Box 1178
Corona, CA 92878
(951) 268-6268

City of Lake Elsinore
N/S: Mission Trail
E/W: Malaga Road
Weather: Clear

File Name : LKEMTMAAM
Site Code : 05716654
Start Date : 12/8/2016
Page No : 2



Peak Hour Analysis From 07:00 AM to 08:45 AM - Peak 1 of 1

Peak Hour for Each Approach Begins at:

	07:15 AM				08:00 AM				07:15 AM				08:00 AM			
+0 mins.	3	95	1	99	13	2	1	16	5	110	11	126	1	0	2	3
+15 mins.	1	88	2	91	8	1	6	15	7	123	18	148	1	0	0	1
+30 mins.	2	98	1	101	6	2	5	13	10	119	15	144	0	0	4	4
+45 mins.	1	88	5	94	11	3	9	23	9	117	12	138	2	1	6	9
Total Volume	7	369	9	385	38	8	21	67	31	469	56	556	4	1	12	17
% App. Total	1.8	95.8	2.3		56.7	11.9	31.3		5.6	84.4	10.1		23.5	5.9	70.6	
PHF	.583	.941	.450	.953	.731	.667	.583	.728	.775	.953	.778	.939	.500	.250	.500	.472

Counts Unlimited
PO Box 1178
Corona, CA 92878
(951) 268-6268

City of Lake Elsinore
N/S: Mission Trail
E/W: Malaga Road
Weather: Clear

File Name : LKEMIMAPM
Site Code : 05716254
Start Date : 5/25/2016
Page No : 1

Groups Printed- Total Volume

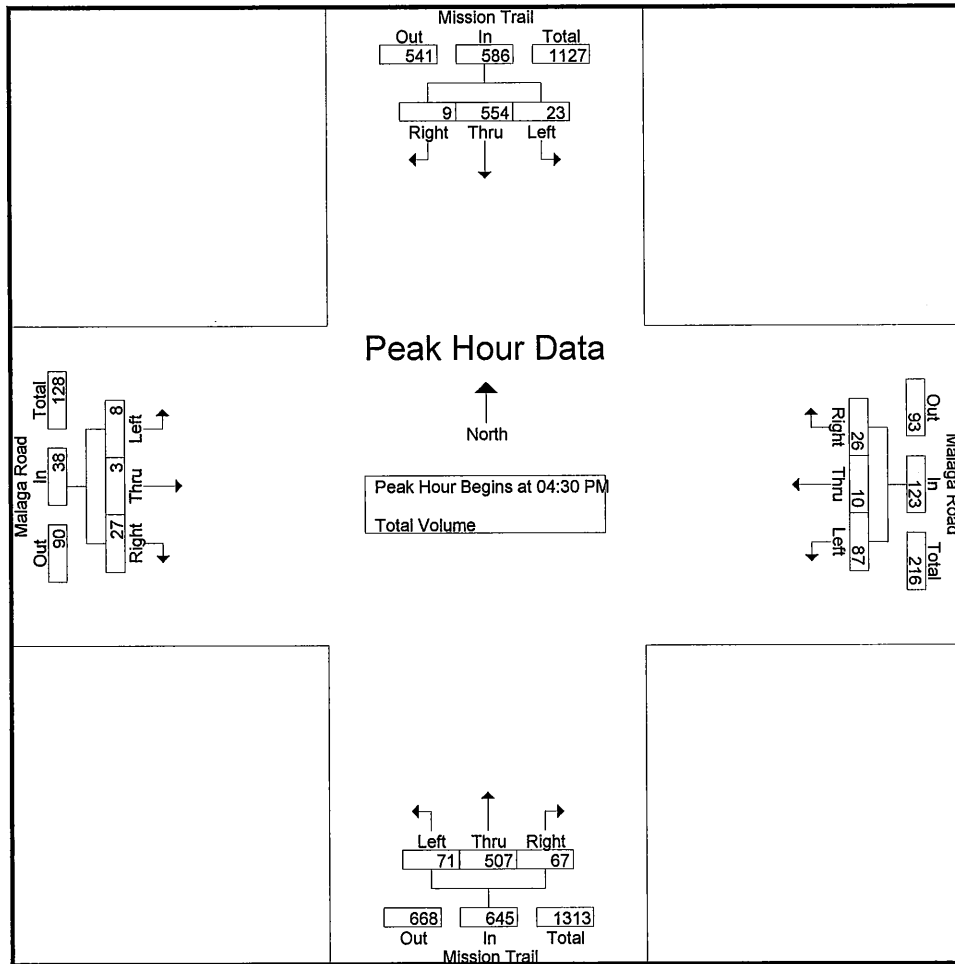
Start Time	Mission Trail Southbound				Malaga Road Westbound				Mission Trail Northbound				Malaga Road Eastbound				Int. Total
	Left	Thru	Right	App. Total	Left	Thru	Right	App. Total	Left	Thru	Right	App. Total	Left	Thru	Right	App. Total	
04:00 PM	8	140	2	150	17	3	16	36	14	126	15	155	3	0	6	9	350
04:15 PM	6	139	3	148	23	1	7	31	20	137	18	175	1	0	4	5	359
04:30 PM	6	119	1	126	15	3	9	27	14	108	18	140	2	1	8	11	304
04:45 PM	3	149	5	157	23	2	6	31	19	118	16	153	2	2	4	8	349
Total	23	547	11	581	78	9	38	125	67	489	67	623	8	3	22	33	1362
05:00 PM	6	137	0	143	26	4	5	35	20	148	17	185	1	0	7	8	371
05:15 PM	8	149	3	160	23	1	6	30	18	133	16	167	3	0	8	11	368
05:30 PM	6	133	0	139	25	1	9	35	14	91	11	116	3	1	9	13	303
05:45 PM	4	128	3	135	11	1	5	17	14	116	9	139	2	1	6	9	300
Total	24	547	6	577	85	7	25	117	66	488	53	607	9	2	30	41	1342
Grand Total	47	1094	17	1158	163	16	63	242	133	977	120	1230	17	5	52	74	2704
Apprch %	4.1	94.5	1.5		67.4	6.6	26		10.8	79.4	9.8		23	6.8	70.3		
Total %	1.7	40.5	0.6	42.8	6	0.6	2.3	8.9	4.9	36.1	4.4	45.5	0.6	0.2	1.9	2.7	

	Mission Trail Southbound				Malaga Road Westbound				Mission Trail Northbound				Malaga Road Eastbound				
Start Time	Left	Thru	Right	App. Total	Left	Thru	Right	App. Total	Left	Thru	Right	App. Total	Left	Thru	Right	App. Total	Int. Total
Peak Hour Analysis From 04:00 PM to 05:45 PM - Peak 1 of 1																	
Peak Hour for Entire Intersection Begins at 04:30 PM																	
04:30 PM	6	119	1	126	15	3	9	27	14	108	18	140	2	1	8	11	304
04:45 PM	3	149	5	157	23	2	6	31	19	118	16	153	2	2	4	8	349
05:00 PM	6	137	0	143	26	4	5	35	20	148	17	185	1	0	7	8	371
05:15 PM	8	149	3	160	23	1	6	30	18	133	16	167	3	0	8	11	368
Total Volume	23	554	9	586	87	10	26	123	71	507	67	645	8	3	27	38	1392
% App. Total	3.9	94.5	1.5		70.7	8.1	21.1		11	78.6	10.4		21.1	7.9	71.1		
PHF	.719	.930	.450	.916	.837	.625	.722	.879	.888	.856	.931	.872	.667	.375	.844	.864	.938

Counts Unlimited
PO Box 1178
Corona, CA 92878
(951) 268-6268

City of Lake Elsinore
N/S: Mission Trail
E/W: Malaga Road
Weather: Clear

File Name : LKEMIMAPM
Site Code : 05716254
Start Date : 5/25/2016
Page No : 2



Peak Hour Analysis From 04:00 PM to 05:45 PM - Peak 1 of 1
Peak Hour for Each Approach Begins at:

	04:45 PM				04:45 PM				04:15 PM				05:00 PM			
+0 mins.	3	149	5	157	23	2	6	31	20	137	18	175	1	0	7	8
+15 mins.	6	137	0	143	26	4	5	35	14	108	18	140	3	0	8	11
+30 mins.	8	149	3	160	23	1	6	30	19	118	16	153	3	1	9	13
+45 mins.	6	133	0	139	25	1	9	35	20	148	17	185	2	1	6	9
Total Volume	23	568	8	599	97	8	26	131	73	511	69	653	9	2	30	41
% App. Total	3.8	94.8	1.3		74	6.1	19.8		11.2	78.3	10.6		22	4.9	73.2	
PHF	.719	.953	.400	.936	.933	.500	.722	.936	.913	.863	.958	.882	.750	.500	.833	.788

Counts Unlimited
PO Box 1178
Corona, CA 92878
(951) 268-6268

City of Lake Elsinore
N/S: Mission Trail
E/W: Malaga Road
Weather: Clear

File Name : LKEMIMAMD
Site Code : 05716254
Start Date : 5/7/2016
Page No : 1

Groups Printed- Total Volume

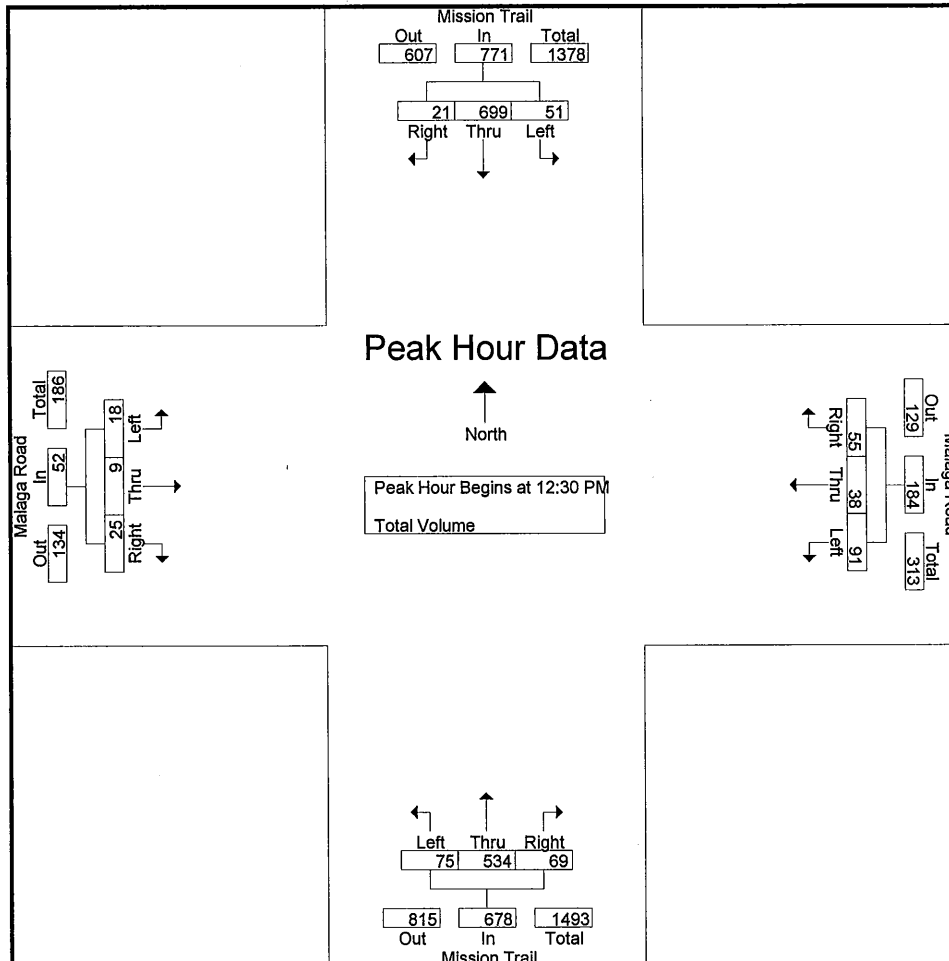
	Mission Trail Southbound				Malaga Road Westbound				Mission Trail Northbound				Malaga Road Eastbound				
Start Time	Left	Thru	Right	App. Total	Left	Thru	Right	App. Total	Left	Thru	Right	App. Total	Left	Thru	Right	App. Total	Int. Total
11:00 AM	9	130	9	148	18	11	10	39	16	144	12	172	7	5	8	20	379
11:15 AM	14	154	5	173	14	2	5	21	17	134	21	172	2	2	11	15	381
11:30 AM	15	146	1	162	16	4	12	32	18	128	16	162	4	14	5	23	379
11:45 AM	16	132	0	148	19	4	7	30	17	147	15	179	6	1	7	14	371
Total	54	562	15	631	67	21	34	122	68	553	64	685	19	22	31	72	1510
12:00 PM	9	187	3	199	24	8	15	47	21	142	21	184	6	3	2	11	441
12:15 PM	15	124	5	144	24	8	4	36	26	150	15	191	2	0	8	10	381
12:30 PM	15	166	5	186	34	20	16	70	17	124	12	153	6	4	6	16	425
12:45 PM	12	186	5	203	23	3	14	40	20	137	11	168	5	1	6	12	423
Total	51	663	18	732	105	39	49	193	84	553	59	696	19	8	22	49	1670
01:00 PM	8	168	3	179	9	13	13	35	22	131	31	184	4	2	5	11	409
01:15 PM	16	179	8	203	25	2	12	39	16	142	15	173	3	2	8	13	428
01:30 PM	5	146	7	158	10	6	13	29	12	129	19	160	2	3	17	22	369
01:45 PM	15	158	4	177	17	4	16	37	12	133	16	161	4	0	5	9	384
Total	44	651	22	717	61	25	54	140	62	535	81	678	13	7	35	55	1590
Grand Total	149	1876	55	2080	233	85	137	455	214	1641	204	2059	51	37	88	176	4770
Apprch %	7.2	90.2	2.6		51.2	18.7	30.1		10.4	79.7	9.9		29	21	50		
Total %	3.1	39.3	1.2	43.6	4.9	1.8	2.9	9.5	4.5	34.4	4.3	43.2	1.1	0.8	1.8	3.7	

	Mission Trail Southbound				Malaga Road Westbound				Mission Trail Northbound				Malaga Road Eastbound				
Start Time	Left	Thru	Right	App. Total	Left	Thru	Right	App. Total	Left	Thru	Right	App. Total	Left	Thru	Right	App. Total	Int. Total
Peak Hour Analysis From 11:00 AM to 01:45 PM - Peak 1 of 1																	
Peak Hour for Entire Intersection Begins at 12:30 PM																	
12:30 PM	15	166	5	186	34	20	16	70	17	124	12	153	6	4	6	16	425
12:45 PM	12	186	5	203	23	3	14	40	20	137	11	168	5	1	6	12	423
01:00 PM	8	168	3	179	9	13	13	35	22	131	31	184	4	2	5	11	409
01:15 PM	16	179	8	203	25	2	12	39	16	142	15	173	3	2	8	13	428
Total Volume	51	699	21	771	91	38	55	184	75	534	69	678	18	9	25	52	1685
% App. Total	6.6	90.7	2.7		49.5	20.7	29.9		11.1	78.8	10.2		34.6	17.3	48.1		
PHF	.797	.940	.656	.950	.669	.475	.859	.657	.852	.940	.556	.921	.750	.563	.781	.813	.984

Counts Unlimited
PO Box 1178
Corona, CA 92878
(951) 268-6268

City of Lake Elsinore
N/S: Mission Trail
E/W: Malaga Road
Weather: Clear

File Name : LKEMIMAMD
Site Code : 05716254
Start Date : 5/7/2016
Page No : 2



Peak Hour Analysis From 11:00 AM to 01:45 PM - Peak 1 of 1
Peak Hour for Each Approach Begins at:

	12:30 PM				12:00 PM				11:30 AM				11:00 AM			
+0 mins.	15	166	5	186	24	8	15	47	18	128	16	162	7	5	8	20
+15 mins.	12	186	5	203	24	8	4	36	17	147	15	179	2	2	11	15
+30 mins.	8	168	3	179	34	20	16	70	21	142	21	184	4	14	5	23
+45 mins.	16	179	8	203	23	3	14	40	26	150	15	191	6	1	7	14
Total Volume	51	699	21	771	105	39	49	193	82	567	67	716	19	22	31	72
% App. Total	6.6	90.7	2.7		54.4	20.2	25.4		11.5	79.2	9.4		26.4	30.6	43.1	
PHF	.797	.940	.656	.950	.772	.488	.766	.689	.788	.945	.798	.937	.679	.393	.705	.783

Counts Unlimited
PO Box 1178
Corona, CA 92878
(951) 268-6268

City of Lake Elsinore
N/S: Mission Trail
E/W: Olive Street
Weather: Clear

File Name : LKEMTOLAM
Site Code : 05716654
Start Date : 12/8/2016
Page No : 1

Groups Printed- Total Volume

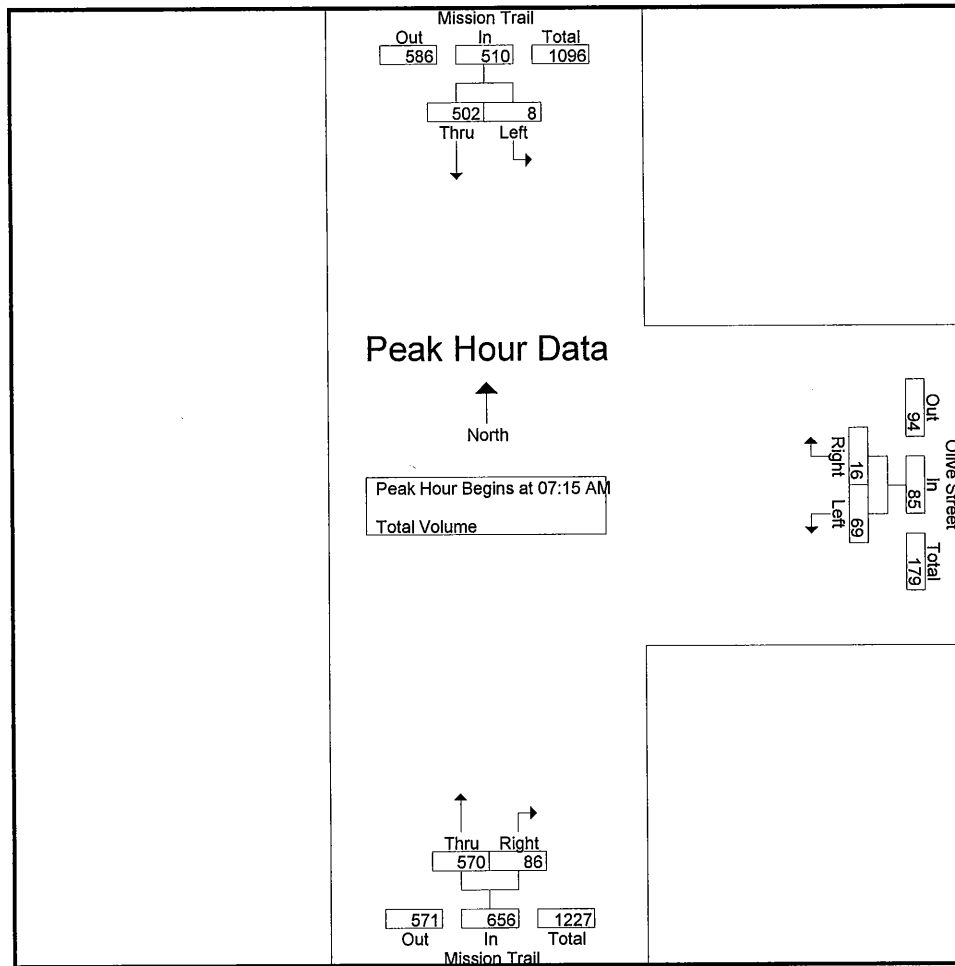
Start Time	Mission Trail Southbound			Olive Street Westbound			Mission Trail Northbound			Int. Total
	Left	Thru	App. Total	Left	Right	App. Total	Thru	Right	App. Total	
07:00 AM	2	105	107	19	0	19	96	9	105	231
07:15 AM	1	143	144	23	2	25	124	15	139	308
07:30 AM	1	129	130	18	3	21	167	22	189	340
07:45 AM	5	125	130	19	5	24	134	26	160	314
Total	9	502	511	79	10	89	521	72	593	1193
08:00 AM	1	105	106	9	6	15	145	23	168	289
08:15 AM	7	76	83	9	3	12	95	13	108	203
08:30 AM	1	79	80	5	6	11	102	9	111	202
08:45 AM	3	82	85	7	9	16	119	15	134	235
Total	12	342	354	30	24	54	461	60	521	929
Grand Total	21	844	865	109	34	143	982	132	1114	2122
Apprch %	2.4	97.6		76.2	23.8		88.2	11.8		
Total %	1	39.8	40.8	5.1	1.6	6.7	46.3	6.2	52.5	

	Mission Trail Southbound			Olive Street Westbound			Mission Trail Northbound			
Start Time	Left	Thru	App. Total	Left	Right	App. Total	Thru	Right	App. Total	Int. Total
Peak Hour Analysis From 07:00 AM to 08:45 AM - Peak 1 of 1										
Peak Hour for Entire Intersection Begins at 07:15 AM										
07:15 AM	1	143	144	23	2	25	124	15	139	308
07:30 AM	1	129	130	18	3	21	167	22	189	340
07:45 AM	5	125	130	19	5	24	134	26	160	314
08:00 AM	1	105	106	9	6	15	145	23	168	289
Total Volume	8	502	510	69	16	85	570	86	656	1251
% App. Total	1.6	98.4		81.2	18.8		86.9	13.1		
PHF	.400	.878	.885	.750	.667	.850	.853	.827	.868	.920

Counts Unlimited
PO Box 1178
Corona, CA 92878
(951) 268-6268

City of Lake Elsinore
N/S: Mission Trail
E/W: Olive Street
Weather: Clear

File Name : LKEMTOLAM
Site Code : 05716654
Start Date : 12/8/2016
Page No : 2



Peak Hour Analysis From 07:00 AM to 08:45 AM - Peak 1 of 1
Peak Hour for Each Approach Begins at:

	07:00 AM			07:15 AM			07:30 AM			07:45 AM		
+0 mins.	2	105	107	19	0	19	124	15	139	124	15	139
+15 mins.	1	143	144	23	2	25	167	22	189	167	22	189
+30 mins.	1	129	130	18	3	21	134	26	160	134	26	160
+45 mins.	5	125	130	19	5	24	145	23	168	145	23	168
Total Volume	9	502	511	79	10	89	570	86	656	570	86	656
% App. Total	1.8	98.2		88.8	11.2		86.9	13.1		86.9	13.1	
PHF	.450	.878	.887	.859	.500	.890	.853	.827	.868	.853	.827	.868

Counts Unlimited
PO Box 1178
Corona, CA 92878
(951) 268-6268

City of Lake Elsinore
N/S: Mission Trail
E/W: Olive Street
Weather: Clear

File Name : LKEMTOLPM
Site Code : 05716654
Start Date : 12/8/2016
Page No : 1

Groups Printed- Total Volume

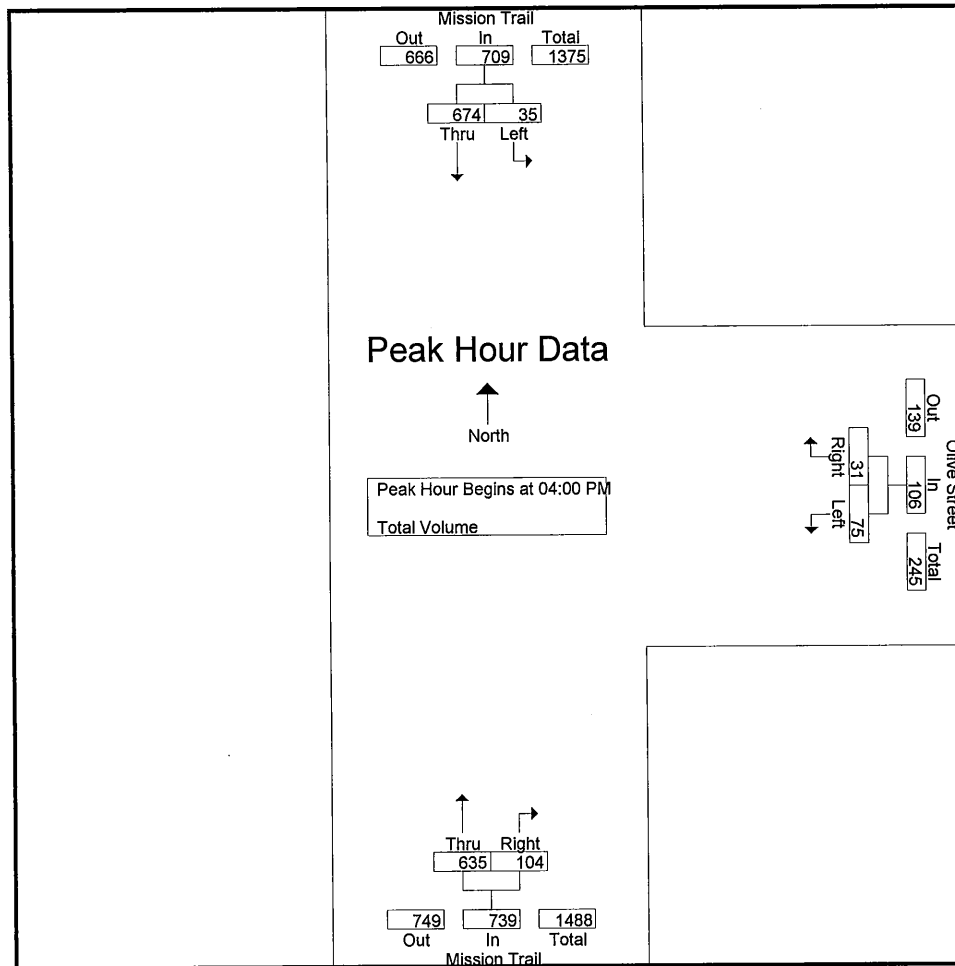
	Mission Trail Southbound			Olive Street Westbound			Mission Trail Northbound			
Start Time	Left	Thru	App. Total	Left	Right	App. Total	Thru	Right	App. Total	Int. Total
04:00 PM	8	174	182	22	7	29	182	32	214	425
04:15 PM	12	162	174	15	3	18	151	28	179	371
04:30 PM	12	169	181	16	11	27	151	29	180	388
04:45 PM	3	169	172	22	10	32	151	15	166	370
Total	35	674	709	75	31	106	635	104	739	1554
05:00 PM	5	167	172	8	5	13	160	39	199	384
05:15 PM	14	169	183	24	11	35	132	34	166	384
05:30 PM	14	146	160	21	12	33	177	23	200	393
05:45 PM	10	144	154	17	10	27	116	34	150	331
Total	43	626	669	70	38	108	585	130	715	1492
Grand Total	78	1300	1378	145	69	214	1220	234	1454	3046
Apprch %	5.7	94.3		67.8	32.2		83.9	16.1		
Total %	2.6	42.7	45.2	4.8	2.3	7	40.1	7.7	47.7	

	Mission Trail Southbound			Olive Street Westbound			Mission Trail Northbound			
Start Time	Left	Thru	App. Total	Left	Right	App. Total	Thru	Right	App. Total	Int. Total
Peak Hour Analysis From 04:00 PM to 05:45 PM - Peak 1 of 1										
Peak Hour for Entire Intersection Begins at 04:00 PM										
04:00 PM	8	174	182	22	7	29	182	32	214	425
04:15 PM	12	162	174	15	3	18	151	28	179	371
04:30 PM	12	169	181	16	11	27	151	29	180	388
04:45 PM	3	169	172	22	10	32	151	15	166	370
Total Volume	35	674	709	75	31	106	635	104	739	1554
% App. Total	4.9	95.1		70.8	29.2		85.9	14.1		
PHF	.729	.968	.974	.852	.705	.828	.872	.813	.863	.914

Counts Unlimited
PO Box 1178
Corona, CA 92878
(951) 268-6268

City of Lake Elsinore
N/S: Mission Trail
E/W: Olive Street
Weather: Clear

File Name : LKEMTOLPM
Site Code : 05716654
Start Date : 12/8/2016
Page No : 2



Peak Hour Analysis From 04:00 PM to 05:45 PM - Peak 1 of 1
Peak Hour for Each Approach Begins at:

	04:00 PM			04:45 PM			04:00 PM		
+0 mins.	8	174	182	22	10	32	182	32	214
+15 mins.	12	162	174	8	5	13	151	28	179
+30 mins.	12	169	181	24	11	35	151	29	180
+45 mins.	3	169	172	21	12	33	151	15	166
Total Volume	35	674	709	75	38	113	635	104	739
% App. Total	4.9	95.1		66.4	33.6		85.9	14.1	
PHF	.729	.968	.974	.781	.792	.807	.872	.813	.863

Counts Unlimited
PO Box 1178
Corona, CA 92878
(951) 268-6268

City of Lake Elsinore
N/S: Mission Trail
E/W: Olive Street
Weather: Clear

File Name : LKEMTOLSAT
Site Code : 05716654
Start Date : 12/10/2016
Page No : 1

Groups Printed- Total Volume

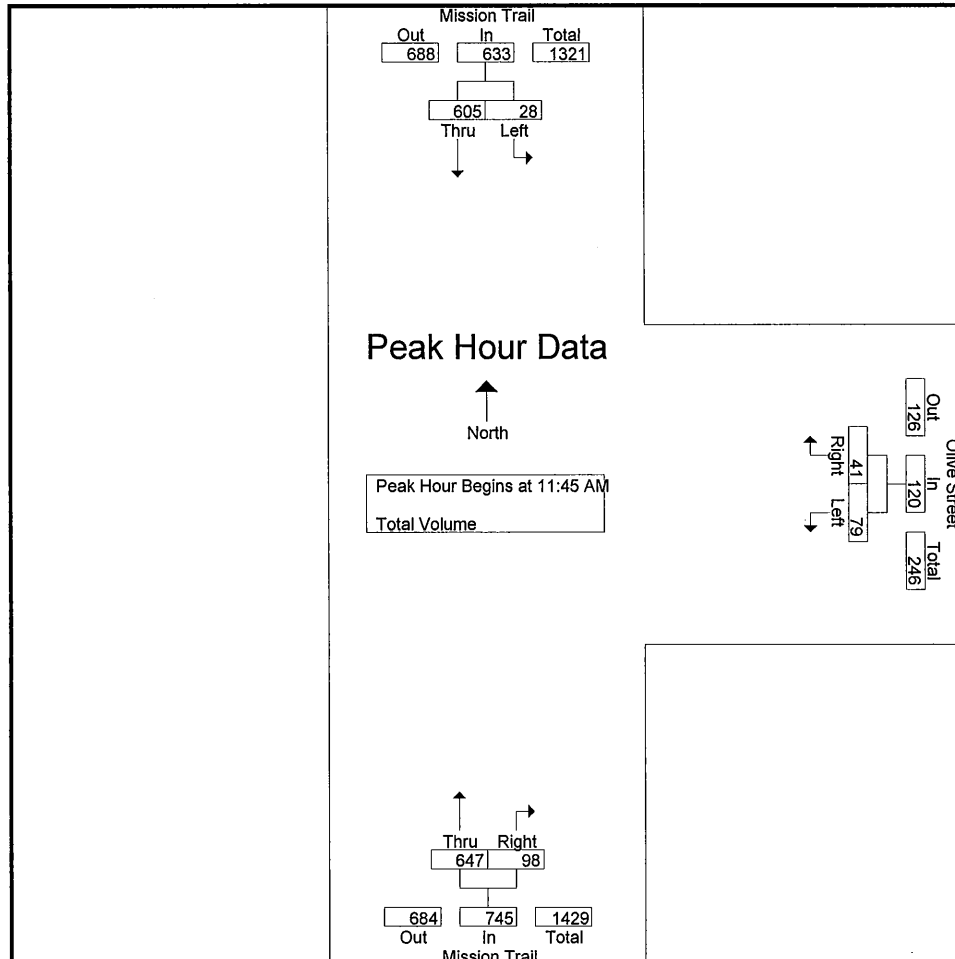
	Mission Trail Southbound			Olive Street Westbound			Mission Trail Northbound			
Start Time	Left	Thru	App. Total	Left	Right	App. Total	Thru	Right	App. Total	Int. Total
11:00 AM	7	126	133	16	7	23	131	16	147	303
11:15 AM	6	144	150	16	7	23	152	21	173	346
11:30 AM	10	131	141	14	8	22	144	18	162	325
11:45 AM	5	146	151	16	7	23	163	33	196	370
Total	28	547	575	62	29	91	590	88	678	1344
12:00 PM	9	162	171	30	14	44	178	25	203	418
12:15 PM	7	164	171	23	13	36	140	21	161	368
12:30 PM	7	133	140	10	7	17	166	19	185	342
12:45 PM	4	134	138	11	12	23	174	15	189	350
Total	27	593	620	74	46	120	658	80	738	1478
01:00 PM	10	137	147	24	10	34	162	26	188	369
01:15 PM	6	161	167	17	12	29	147	31	178	374
01:30 PM	13	145	158	15	5	20	159	21	180	358
01:45 PM	4	171	175	13	7	20	141	18	159	354
Total	33	614	647	69	34	103	609	96	705	1455
Grand Total	88	1754	1842	205	109	314	1857	264	2121	4277
Apprch %	4.8	95.2		65.3	34.7		87.6	12.4		
Total %	2.1	41	43.1	4.8	2.5	7.3	43.4	6.2	49.6	

	Mission Trail Southbound			Olive Street Westbound			Mission Trail Northbound			
Start Time	Left	Thru	App. Total	Left	Right	App. Total	Thru	Right	App. Total	Int. Total
Peak Hour Analysis From 11:00 AM to 01:45 PM - Peak 1 of 1										
Peak Hour for Entire Intersection Begins at 11:45 AM										
11:45 AM	5	146	151	16	7	23	163	33	196	370
12:00 PM	9	162	171	30	14	44	178	25	203	418
12:15 PM	7	164	171	23	13	36	140	21	161	368
12:30 PM	7	133	140	10	7	17	166	19	185	342
Total Volume	28	605	633	79	41	120	647	98	745	1498
% App. Total	4.4	95.6		65.8	34.2		86.8	13.2		
PHF	.778	.922	.925	.658	.732	.682	.909	.742	.917	.896

Counts Unlimited
PO Box 1178
Corona, CA 92878
(951) 268-6268

City of Lake Elsinore
N/S: Mission Trail
E/W: Olive Street
Weather: Clear

File Name : LKEMTOLSAT
Site Code : 05716654
Start Date : 12/10/2016
Page No : 2



Peak Hour Analysis From 11:00 AM to 01:45 PM - Peak 1 of 1
Peak Hour for Each Approach Begins at:

	01:00 PM			11:30 AM			11:45 AM		
+0 mins.	10	137	147	14	8	22	163	33	196
+15 mins.	6	161	167	16	7	23	178	25	203
+30 mins.	13	145	158	30	14	44	140	21	161
+45 mins.	4	171	175	23	13	36	166	19	185
Total Volume	33	614	647	83	42	125	647	98	745
% App. Total	5.1	94.9		66.4	33.6		86.8	13.2	
PHF	.635	.898	.924	.692	.750	.710	.909	.742	.917

Counts Unlimited
PO Box 1178
Corona, CA 92878
(951) 268-6268

City of Lake Elsinore
N/S: Mission Trail
E/W: Victorian Lane
Weather: Clear

File Name : LKEMTVIAM
Site Code : 05716654
Start Date : 12/8/2016
Page No : 1

Groups Printed- Total Volume

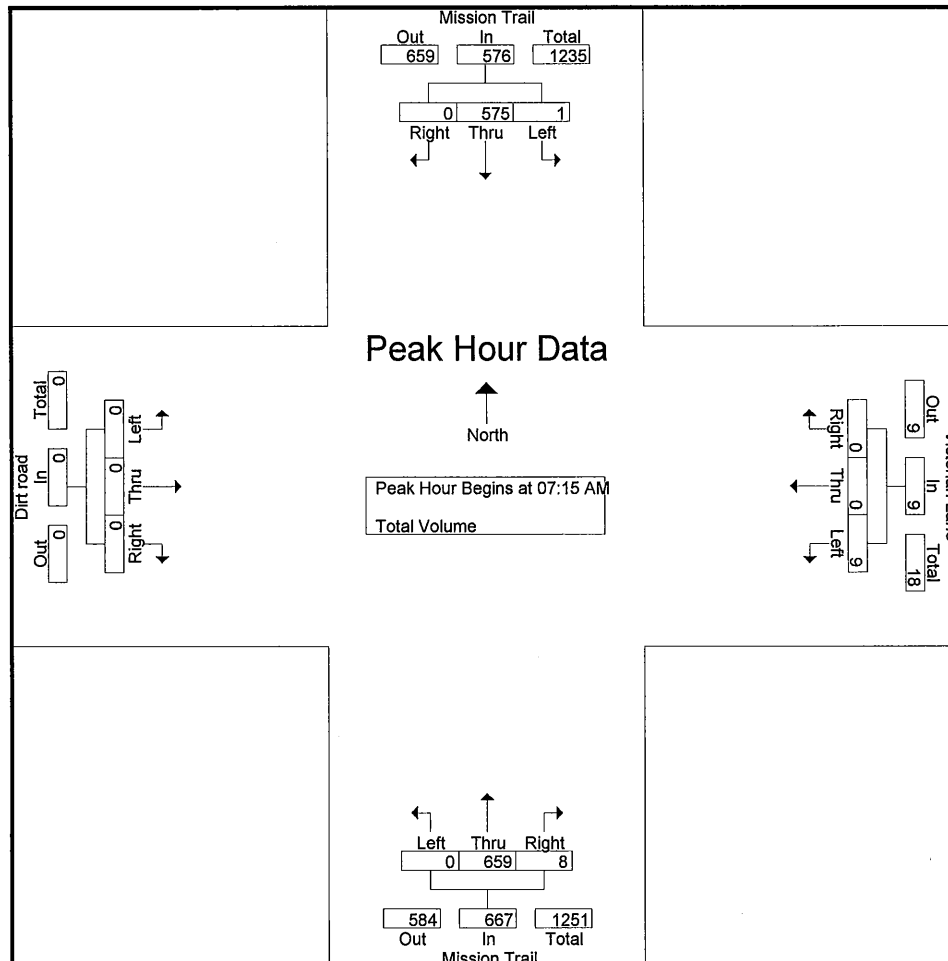
	Mission Trail Southbound				Victorian Lane Westbound				Mission Trail Northbound				Dirt road Eastbound				
Start Time	Left	Thru	Right	App. Total	Left	Thru	Right	App. Total	Left	Thru	Right	App. Total	Left	Thru	Right	App. Total	Int. Total
07:00 AM	1	124	0	125	1	0	1	2	0	108	1	109	0	0	0	0	236
07:15 AM	0	171	0	171	1	0	0	1	0	136	2	138	0	0	0	0	310
07:30 AM	0	147	0	147	2	0	0	2	0	186	3	189	0	0	0	0	338
07:45 AM	0	144	0	144	4	0	0	4	0	158	2	160	0	0	0	0	308
Total	1	586	0	587	8	0	1	9	0	588	8	596	0	0	0	0	1192
08:00 AM	1	113	0	114	2	0	0	2	0	179	1	180	0	0	0	0	296
08:15 AM	0	84	0	84	0	0	0	0	0	100	2	102	0	0	0	0	186
08:30 AM	0	85	0	85	1	0	3	4	0	108	0	108	0	0	0	0	197
08:45 AM	0	92	0	92	1	0	1	2	0	146	1	147	0	0	0	0	241
Total	1	374	0	375	4	0	4	8	0	533	4	537	0	0	0	0	920
Grand Total	2	960	0	962	12	0	5	17	0	1121	12	1133	0	0	0	0	2112
Apprch %	0.2	99.8	0		70.6	0	29.4		0	98.9	1.1		0	0	0		
Total %	0.1	45.5	0	45.5	0.6	0	0.2	0.8	0	53.1	0.6	53.6	0	0	0	0	

	Mission Trail Southbound				Victorian Lane Westbound				Mission Trail Northbound				Dirt road Eastbound				
Start Time	Left	Thru	Right	App. Total	Left	Thru	Right	App. Total	Left	Thru	Right	App. Total	Left	Thru	Right	App. Total	Int. Total
Peak Hour Analysis From 07:00 AM to 08:45 AM - Peak 1 of 1																	
Peak Hour for Entire Intersection Begins at 07:15 AM																	
07:15 AM	0	171	0	171	1	0	0	1	0	136	2	138	0	0	0	0	310
07:30 AM	0	147	0	147	2	0	0	2	0	186	3	189	0	0	0	0	338
07:45 AM	0	144	0	144	4	0	0	4	0	158	2	160	0	0	0	0	308
08:00 AM	1	113	0	114	2	0	0	2	0	179	1	180	0	0	0	0	296
Total Volume	1	575	0	576	9	0	0	9	0	659	8	667	0	0	0	0	1252
% App. Total	0.2	99.8	0		100	0	0		0	98.8	1.2		0	0	0		
PHF	.250	.841	.000	.842	.563	.000	.000	.563	.000	.886	.667	.882	.000	.000	.000	.000	.926

Counts Unlimited
PO Box 1178
Corona, CA 92878
(951) 268-6268

City of Lake Elsinore
N/S: Mission Trail
E/W: Victorian Lane
Weather: Clear

File Name : LKEMTVIAM
Site Code : 05716654
Start Date : 12/8/2016
Page No : 2



Peak Hour Analysis From 07:00 AM to 08:45 AM - Peak 1 of 1
Peak Hour for Each Approach Begins at:

	07:00 AM				07:45 AM				07:15 AM				07:00 AM			
+0 mins.	1	124	0	125	4	0	0	4	0	136	2	138	0	0	0	0
+15 mins.	0	171	0	171	2	0	0	2	0	186	3	189	0	0	0	0
+30 mins.	0	147	0	147	0	0	0	0	0	158	2	160	0	0	0	0
+45 mins.	0	144	0	144	1	0	3	4	0	179	1	180	0	0	0	0
Total Volume	1	586	0	587	7	0	3	10	0	659	8	667	0	0	0	0
% App. Total	0.2	99.8	0		70	0	30		0	98.8	1.2		0	0	0	
PHF	.250	.857	.000	.858	.438	.000	.250	.625	.000	.886	.667	.882	.000	.000	.000	.000

Counts Unlimited
PO Box 1178
Corona, CA 92878
(951) 268-6268

City of Lake Elsinore
N/S: Mission Trail
E/W: Victorian Lane
Weather: Clear

File Name : LKEMTVIPM
Site Code : 05716654
Start Date : 12/8/2016
Page No : 1

Groups Printed- Total Volume

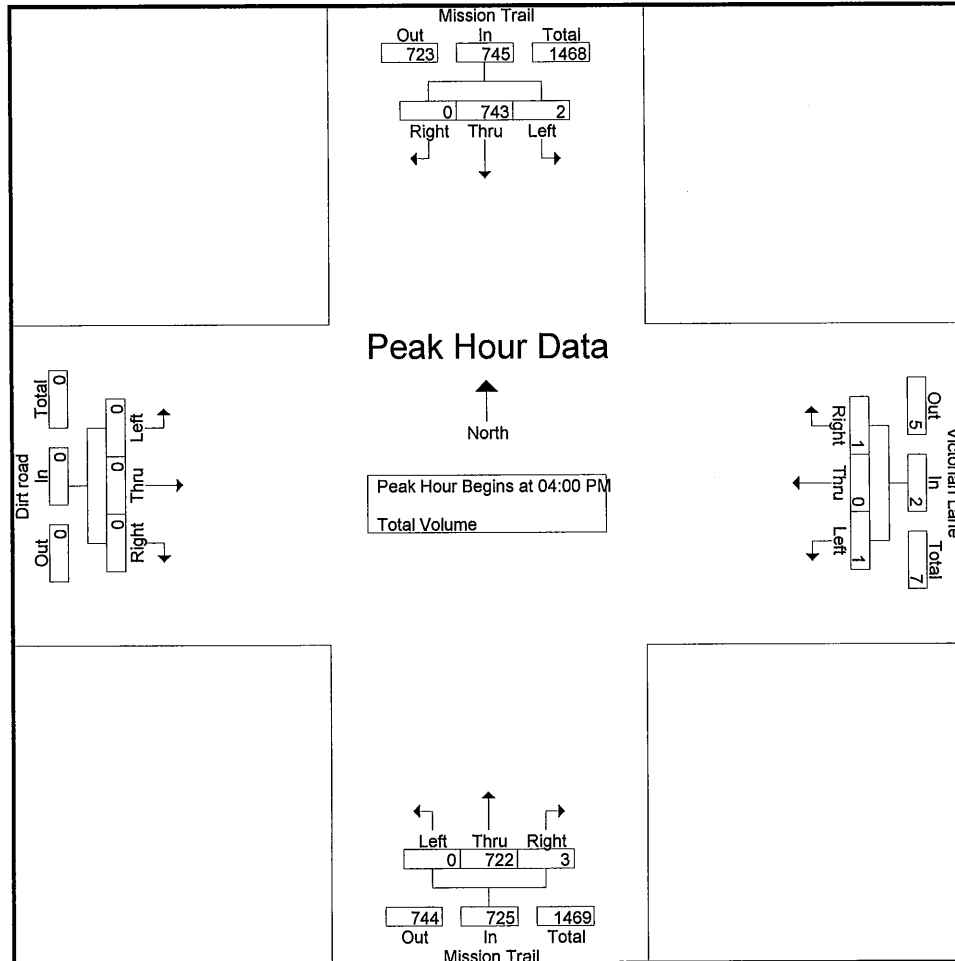
Start Time	Mission Trail Southbound				Victorian Lane Westbound				Mission Trail Northbound				Dirt road Eastbound				Int. Total
	Left	Thru	Right	App. Total	Left	Thru	Right	App. Total	Left	Thru	Right	App. Total	Left	Thru	Right	App. Total	
04:00 PM	0	193	0	193	0	0	0	0	0	214	0	214	0	0	0	0	407
04:15 PM	2	180	0	182	0	0	0	0	0	172	1	173	0	0	0	0	355
04:30 PM	0	177	0	177	1	0	0	1	0	183	1	184	0	0	0	0	362
04:45 PM	0	193	0	193	0	0	1	1	0	153	1	154	0	0	0	0	348
Total	2	743	0	745	1	0	1	2	0	722	3	725	0	0	0	0	1472
05:00 PM	0	164	0	164	1	0	1	2	0	206	0	206	0	0	0	0	372
05:15 PM	1	189	0	190	0	0	1	1	0	171	2	173	0	0	0	0	364
05:30 PM	0	166	0	166	0	0	0	0	0	183	0	183	0	0	0	0	349
05:45 PM	0	166	0	166	1	0	0	1	0	147	0	147	0	0	0	0	314
Total	1	685	0	686	2	0	2	4	0	707	2	709	0	0	0	0	1399
Grand Total	3	1428	0	1431	3	0	3	6	0	1429	5	1434	0	0	0	0	2871
Apprch %	0.2	99.8	0		50	0	50		0	99.7	0.3		0	0	0		
Total %	0.1	49.7	0	49.8	0.1	0	0.1	0.2	0	49.8	0.2	49.9	0	0	0	0	

	Mission Trail Southbound				Victorian Lane Westbound				Mission Trail Northbound				Dirt road Eastbound				
Start Time	Left	Thru	Right	App. Total	Left	Thru	Right	App. Total	Left	Thru	Right	App. Total	Left	Thru	Right	App. Total	Int. Total
Peak Hour Analysis From 04:00 PM to 05:45 PM - Peak 1 of 1																	
Peak Hour for Entire Intersection Begins at 04:00 PM																	
04:00 PM	0	193	0	193	0	0	0	0	0	214	0	214	0	0	0	0	407
04:15 PM	2	180	0	182	0	0	0	0	0	172	1	173	0	0	0	0	355
04:30 PM	0	177	0	177	1	0	0	1	0	183	1	184	0	0	0	0	362
04:45 PM	0	193	0	193	0	0	1	1	0	153	1	154	0	0	0	0	348
Total Volume	2	743	0	745	1	0	1	2	0	722	3	725	0	0	0	0	1472
% App. Total	0.3	99.7	0		50	0	50		0	99.6	0.4		0	0	0		
PHF	.250	.962	.000	.965	.250	.000	.250	.500	.000	.843	.750	.847	.000	.000	.000	.000	.904

Counts Unlimited
PO Box 1178
Corona, CA 92878
(951) 268-6268

City of Lake Elsinore
N/S: Mission Trail
E/W: Victorian Lane
Weather: Clear

File Name : LKEMTVIPM
Site Code : 05716654
Start Date : 12/8/2016
Page No : 2



Peak Hour Analysis From 04:00 PM to 05:45 PM - Peak 1 of 1

Peak Hour for Each Approach Begins at:

	04:00 PM				04:30 PM				04:00 PM				04:00 PM			
+0 mins.	0	193	0	193	1	0	0	1	0	214	0	214	0	0	0	0
+15 mins.	2	180	0	182	0	0	1	1	0	172	1	173	0	0	0	0
+30 mins.	0	177	0	177	1	0	1	2	0	183	1	184	0	0	0	0
+45 mins.	0	193	0	193	0	0	1	1	0	153	1	154	0	0	0	0
Total Volume	2	743	0	745	2	0	3	5	0	722	3	725	0	0	0	0
% App. Total	0.3	99.7	0		40	0	60		0	99.6	0.4		0	0	0	
PHF	.250	.962	.000	.965	.500	.000	.750	.625	.000	.843	.750	.847	.000	.000	.000	.000

Counts Unlimited
PO Box 1178
Corona, CA 92878
(951) 268-6268

City of Lake Elsinore
N/S: Mission Trail
E/W: Victorian Lane
Weather: Clear

File Name : LKEMTVISAT
Site Code : 05716654
Start Date : 12/10/2016
Page No : 1

Groups Printed- Total Volume

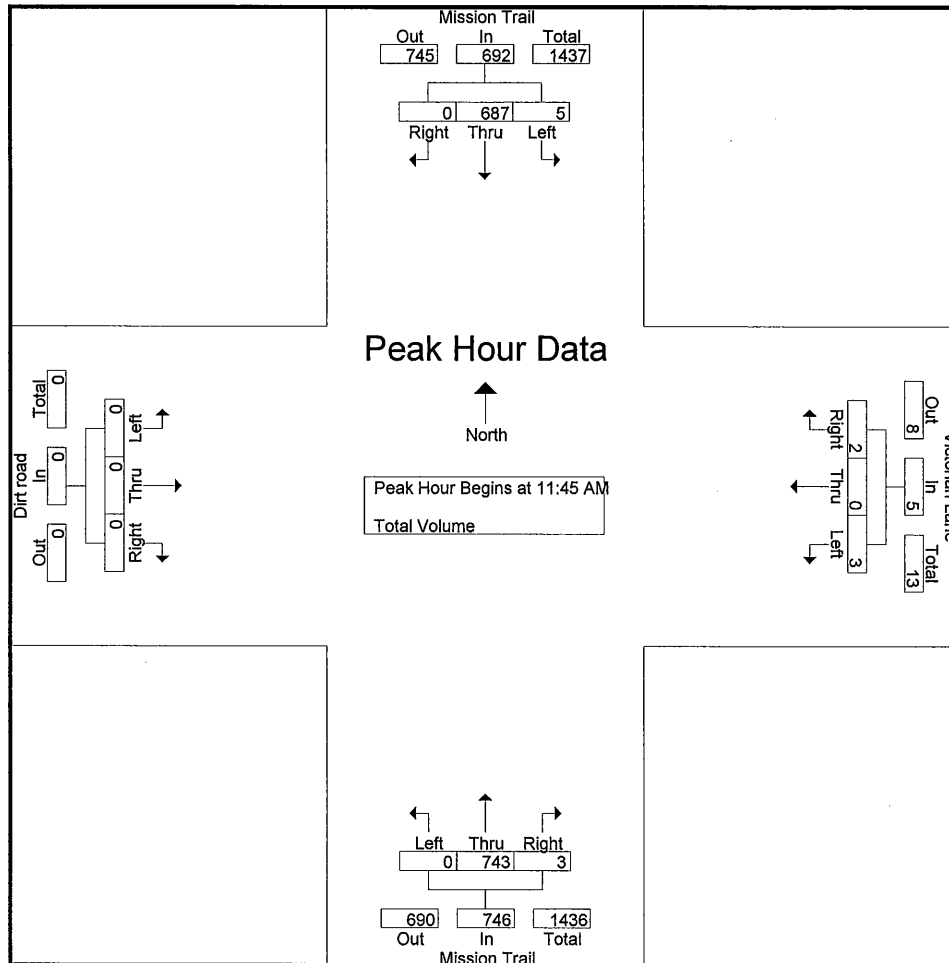
Start Time	Mission Trail Southbound				Victorian Lane Westbound				Mission Trail Northbound				Dirt road Eastbound				Int. Total
	Left	Thru	Right	App. Total	Left	Thru	Right	App. Total	Left	Thru	Right	App. Total	Left	Thru	Right	App. Total	
11:00 AM	1	140	0	141	0	0	1	1	0	147	0	147	0	0	0	0	289
11:15 AM	2	162	0	164	1	0	1	2	0	164	0	164	0	0	0	0	330
11:30 AM	0	137	0	137	0	0	1	1	0	160	0	160	0	0	0	0	298
11:45 AM	1	164	0	165	0	0	1	1	0	192	1	193	0	0	0	0	359
Total	4	603	0	607	1	0	4	5	0	663	1	664	0	0	0	0	1276
12:00 PM	0	192	0	192	0	0	0	0	0	204	0	204	0	0	0	0	396
12:15 PM	1	193	0	194	0	0	0	0	0	157	1	158	0	0	0	0	352
12:30 PM	3	138	0	141	3	0	1	4	0	190	1	191	0	0	0	0	336
12:45 PM	1	141	0	142	1	0	2	3	0	186	1	187	0	0	0	0	332
Total	5	664	0	669	4	0	3	7	0	737	3	740	0	0	0	0	1416
01:00 PM	3	159	0	162	1	0	0	1	0	192	0	192	0	0	0	0	355
01:15 PM	0	170	0	170	1	0	1	2	0	167	3	170	0	0	0	0	342
01:30 PM	0	165	0	165	1	0	1	2	0	184	1	185	0	0	0	0	352
01:45 PM	2	175	0	177	0	0	1	1	1	172	1	174	0	0	0	0	352
Total	5	669	0	674	3	0	3	6	1	715	5	721	0	0	0	0	1401
Grand Total	14	1936	0	1950	8	0	10	18	1	2115	9	2125	0	0	0	0	4093
Apprch %	0.7	99.3	0		44.4	0	55.6		0	99.5	0.4		0	0	0		
Total %	0.3	47.3	0	47.6	0.2	0	0.2	0.4	0	51.7	0.2	51.9	0	0	0	0	

	Mission Trail Southbound				Victorian Lane Westbound				Mission Trail Northbound				Dirt road Eastbound				
Start Time	Left	Thru	Right	App. Total	Left	Thru	Right	App. Total	Left	Thru	Right	App. Total	Left	Thru	Right	App. Total	Int. Total
Peak Hour Analysis From 11:00 AM to 01:45 PM - Peak 1 of 1																	
Peak Hour for Entire Intersection Begins at 11:45 AM																	
11:45 AM	1	164	0	165	0	0	1	1	0	192	1	193	0	0	0	0	359
12:00 PM	0	192	0	192	0	0	0	0	0	204	0	204	0	0	0	0	396
12:15 PM	1	193	0	194	0	0	0	0	0	157	1	158	0	0	0	0	352
12:30 PM	3	138	0	141	3	0	1	4	0	190	1	191	0	0	0	0	336
Total Volume	5	687	0	692	3	0	2	5	0	743	3	746	0	0	0	0	1443
% App. Total	0.7	99.3	0		60	0	40		0	99.6	0.4		0	0	0		
PHF	.417	.890	.000	.892	.250	.000	.500	.313	.000	.911	.750	.914	.000	.000	.000	.000	.911

Counts Unlimited
PO Box 1178
Corona, CA 92878
(951) 268-6268

City of Lake Elsinore
N/S: Mission Trail
E/W: Victorian Lane
Weather: Clear

File Name : LKEMTVISAT
Site Code : 05716654
Start Date : 12/10/2016
Page No : 2



Peak Hour Analysis From 11:00 AM to 01:45 PM - Peak 1 of 1
Peak Hour for Each Approach Begins at:

	11:45 AM				12:30 PM				11:45 AM				11:00 AM			
+0 mins.	1	164	0	165	3	0	1	4	0	192	1	193	0	0	0	0
+15 mins.	0	192	0	192	1	0	2	3	0	204	0	204	0	0	0	0
+30 mins.	1	193	0	194	1	0	0	1	0	157	1	158	0	0	0	0
+45 mins.	3	138	0	141	1	0	1	2	0	190	1	191	0	0	0	0
Total Volume	5	687	0	692	6	0	4	10	0	743	3	746	0	0	0	0
% App. Total	0.7	99.3	0		60	0	40		0	99.6	0.4		0	0	0	
PHF	.417	.890	.000	.892	.500	.000	.500	.625	.000	.911	.750	.914	.000	.000	.000	.000

Counts Unlimited
PO Box 1178
Corona, CA 92878
(951) 268-6268

City of Lake Elsinore
N/S: Mission Trail
E/W: Lemon Street
Weather: Clear

File Name : LKEMTLEAM
Site Code : 05716654
Start Date : 12/8/2016
Page No : 1

Groups Printed- Total Volume

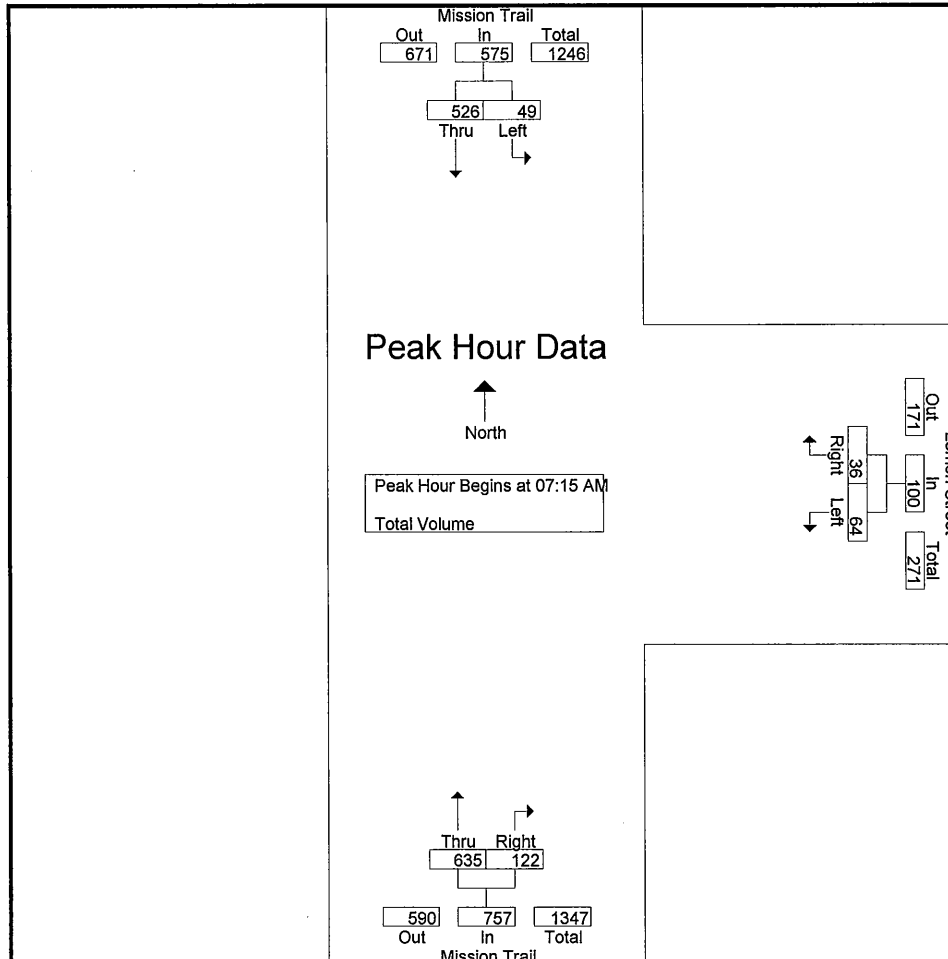
Start Time	Mission Trail Southbound			Lemon Street Westbound			Mission Trail Northbound			Int. Total
	Left	Thru	App. Total	Left	Right	App. Total	Thru	Right	App. Total	
07:00 AM	2	133	135	16	4	20	102	10	112	267
07:15 AM	11	152	163	8	7	15	130	21	151	329
07:30 AM	14	133	147	29	13	42	180	28	208	397
07:45 AM	14	134	148	16	13	29	142	47	189	366
Total	41	552	593	69	37	106	554	106	660	1359
08:00 AM	10	107	117	11	3	14	183	26	209	340
08:15 AM	7	81	88	7	9	16	91	7	98	202
08:30 AM	7	77	84	10	8	18	106	20	126	228
08:45 AM	9	87	96	13	9	22	137	9	146	264
Total	33	352	385	41	29	70	517	62	579	1034
Grand Total	74	904	978	110	66	176	1071	168	1239	2393
Apprch %	7.6	92.4		62.5	37.5		86.4	13.6		
Total %	3.1	37.8	40.9	4.6	2.8	7.4	44.8	7	51.8	

	Mission Trail Southbound			Lemon Street Westbound			Mission Trail Northbound			
Start Time	Left	Thru	App. Total	Left	Right	App. Total	Thru	Right	App. Total	Int. Total
Peak Hour Analysis From 07:00 AM to 08:45 AM - Peak 1 of 1										
Peak Hour for Entire Intersection Begins at 07:15 AM										
07:15 AM	11	152	163	8	7	15	130	21	151	329
07:30 AM	14	133	147	29	13	42	180	28	208	397
07:45 AM	14	134	148	16	13	29	142	47	189	366
08:00 AM	10	107	117	11	3	14	183	26	209	340
Total Volume	49	526	575	64	36	100	635	122	757	1432
% App. Total	8.5	91.5		64	36		83.9	16.1		
PHF	.875	.865	.882	.552	.692	.595	.867	.649	.906	.902

Counts Unlimited
PO Box 1178
Corona, CA 92878
(951) 268-6268

City of Lake Elsinore
N/S: Mission Trail
E/W: Lemon Street
Weather: Clear

File Name : LKEMTLEAM
Site Code : 05716654
Start Date : 12/8/2016
Page No : 2



Peak Hour Analysis From 07:00 AM to 08:45 AM - Peak 1 of 1
Peak Hour for Each Approach Begins at:

	07:00 AM			07:15 AM			07:30 AM			07:45 AM		
+0 mins.	2	133	135	16	4	20	130	21	151	11	152	163
+15 mins.	11	152	163	8	7	15	180	28	208	14	133	147
+30 mins.	14	133	147	29	13	42	142	47	189	14	134	148
+45 mins.	14	134	148	16	13	29	183	26	209			
Total Volume	41	552	593	69	37	106	635	122	757			
% App. Total	6.9	93.1		65.1	34.9		83.9	16.1				
PHF	.732	.908	.910	.595	.712	.631	.867	.649	.906			

Counts Unlimited
PO Box 1178
Corona, CA 92878
(951) 268-6268

City of Lake Elsinore
N/S: Mission Trail
E/W: Lemon Street
Weather: Clear

File Name : LKEMTLEPM
Site Code : 05716654
Start Date : 12/8/2016
Page No : 1

Groups Printed- Total Volume

Start Time	Mission Trail Southbound			Lemon Street Westbound			Mission Trail Northbound			Int. Total
	Left	Thru	App. Total	Left	Right	App. Total	Thru	Right	App. Total	
04:00 PM	9	182	191	15	8	23	207	38	245	459
04:15 PM	13	169	182	11	13	24	162	25	187	393
04:30 PM	16	167	183	18	11	29	172	19	191	403
04:45 PM	16	172	188	18	16	34	137	24	161	383
Total	54	690	744	62	48	110	678	106	784	1638
05:00 PM	10	154	164	20	8	28	206	35	241	433
05:15 PM	16	180	196	20	10	30	162	27	189	415
05:30 PM	14	155	169	11	8	19	178	21	199	387
05:45 PM	11	163	174	20	7	27	139	24	163	364
Total	51	652	703	71	33	104	685	107	792	1599
Grand Total	105	1342	1447	133	81	214	1363	213	1576	3237
Apprch %	7.3	92.7		62.1	37.9		86.5	13.5		
Total %	3.2	41.5	44.7	4.1	2.5	6.6	42.1	6.6	48.7	

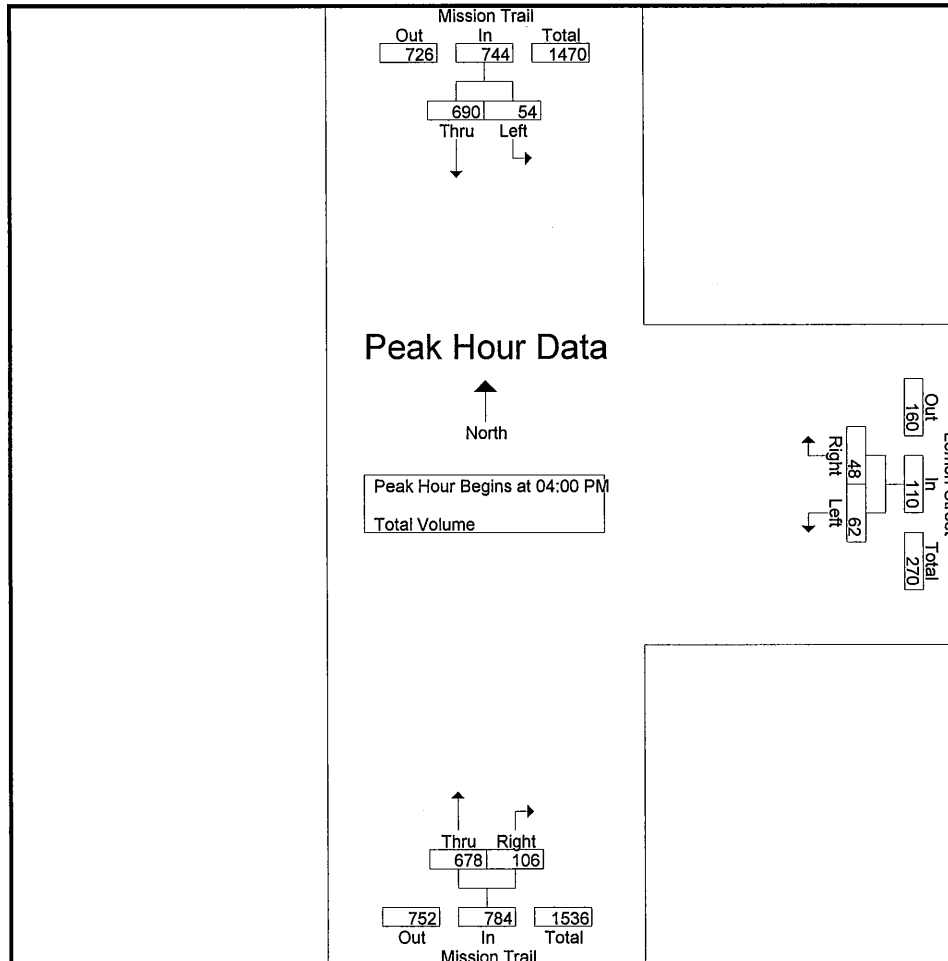
Start Time	Mission Trail Southbound			Lemon Street Westbound			Mission Trail Northbound			Int. Total
	Left	Thru	App. Total	Left	Right	App. Total	Thru	Right	App. Total	
04:00 PM	9	182	191	15	8	23	207	38	245	459
04:15 PM	13	169	182	11	13	24	162	25	187	393
04:30 PM	16	167	183	18	11	29	172	19	191	403
04:45 PM	16	172	188	18	16	34	137	24	161	383
Total Volume	54	690	744	62	48	110	678	106	784	1638
% App. Total	7.3	92.7		56.4	43.6		86.5	13.5		
PHF	.844	.948	.974	.861	.750	.809	.819	.697	.800	.892

Peak Hour Analysis From 04:00 PM to 05:45 PM - Peak 1 of 1
Peak Hour for Entire Intersection Begins at 04:00 PM

Counts Unlimited
PO Box 1178
Corona, CA 92878
(951) 268-6268

City of Lake Elsinore
N/S: Mission Trail
E/W: Lemon Street
Weather: Clear

File Name : LKEMTLEPM
Site Code : 05716654
Start Date : 12/8/2016
Page No : 2



Peak Hour Analysis From 04:00 PM to 05:45 PM - Peak 1 of 1
Peak Hour for Each Approach Begins at:

	04:00 PM			04:30 PM			05:00 PM		
+0 mins.	9	182	191	18	11	29	206	35	241
+15 mins.	13	169	182	18	16	34	162	27	189
+30 mins.	16	167	183	20	8	28	178	21	199
+45 mins.	16	172	188	20	10	30	139	24	163
Total Volume	54	690	744	76	45	121	685	107	792
% App. Total	7.3	92.7		62.8	37.2		86.5	13.5	
PHF	.844	.948	.974	.950	.703	.890	.831	.764	.822

Counts Unlimited
PO Box 1178
Corona, CA 92878
(951) 268-6268

City of Lake Elsinore
N/S: Mission Trail
E/W: Lemon Street
Weather: Clear

File Name : LKEMTLESAT
Site Code : 05716654
Start Date : 12/10/2016
Page No : 1

Groups Printed- Total Volume

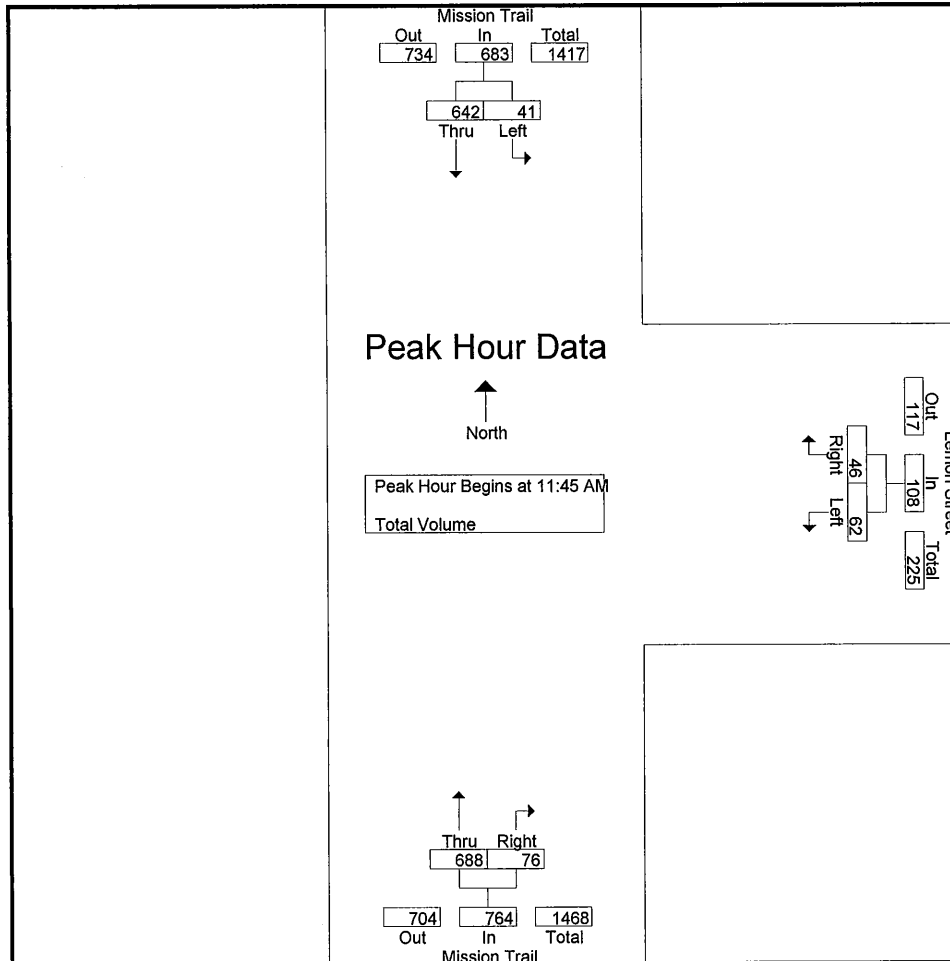
Start Time	Mission Trail Southbound			Lemon Street Westbound			Mission Trail Northbound			Int. Total
	Left	Thru	App. Total	Left	Right	App. Total	Thru	Right	App. Total	
11:00 AM	9	136	145	14	12	26	133	10	143	314
11:15 AM	11	144	155	9	10	19	150	15	165	339
11:30 AM	11	138	149	12	8	20	163	18	181	350
11:45 AM	12	144	156	17	18	35	171	18	189	380
Total	43	562	605	52	48	100	617	61	678	1383
12:00 PM	11	173	184	19	5	24	198	26	224	432
12:15 PM	10	183	193	18	7	25	154	17	171	389
12:30 PM	8	142	150	8	16	24	165	15	180	354
12:45 PM	9	132	141	12	9	21	187	25	212	374
Total	38	630	668	57	37	94	704	83	787	1549
01:00 PM	4	152	156	14	7	21	181	27	208	385
01:15 PM	14	159	173	21	15	36	169	9	178	387
01:30 PM	12	161	173	13	6	19	162	17	179	371
01:45 PM	11	163	174	19	6	25	177	11	188	387
Total	41	635	676	67	34	101	689	64	753	1530
Grand Total	122	1827	1949	176	119	295	2010	208	2218	4462
Apprch %	6.3	93.7		59.7	40.3		90.6	9.4		
Total %	2.7	40.9	43.7	3.9	2.7	6.6	45	4.7	49.7	

	Mission Trail Southbound			Lemon Street Westbound			Mission Trail Northbound			
Start Time	Left	Thru	App. Total	Left	Right	App. Total	Thru	Right	App. Total	Int. Total
Peak Hour Analysis From 11:00 AM to 01:45 PM - Peak 1 of 1										
Peak Hour for Entire Intersection Begins at 11:45 AM										
11:45 AM	12	144	156	17	18	35	171	18	189	380
12:00 PM	11	173	184	19	5	24	198	26	224	432
12:15 PM	10	183	193	18	7	25	154	17	171	389
12:30 PM	8	142	150	8	16	24	165	15	180	354
Total Volume	41	642	683	62	46	108	688	76	764	1555
% App. Total	6	94		57.4	42.6		90.1	9.9		
PHF	.854	.877	.885	.816	.639	.771	.869	.731	.853	.900

Counts Unlimited
PO Box 1178
Corona, CA 92878
(951) 268-6268

City of Lake Elsinore
N/S: Mission Trail
E/W: Lemon Street
Weather: Clear

File Name : LKEMTLESAT
Site Code : 05716654
Start Date : 12/10/2016
Page No : 2



Peak Hour Analysis From 11:00 AM to 01:45 PM - Peak 1 of 1
Peak Hour for Each Approach Begins at:

	11:45 AM			11:45 AM			12:00 PM		
+0 mins.	12	144	156	17	18	35	198	26	224
+15 mins.	11	173	184	19	5	24	154	17	171
+30 mins.	10	183	193	18	7	25	165	15	180
+45 mins.	8	142	150	8	16	24	187	25	212
Total Volume	41	642	683	62	46	108	704	83	787
% App. Total	6	94		57.4	42.6		89.5	10.5	
PHF	.854	.877	.885	.816	.639	.771	.889	.798	.878

Counts Unlimited
PO Box 1178
Corona, CA 92878
(951) 268-6268

City of Lake Elsinore
N/S: Mission Trail
E/W: Corydon Road
Weather: Clear

File Name : LKEMTCOAM
Site Code : 05716654
Start Date : 12/8/2016
Page No : 1

Groups Printed- Total Volume

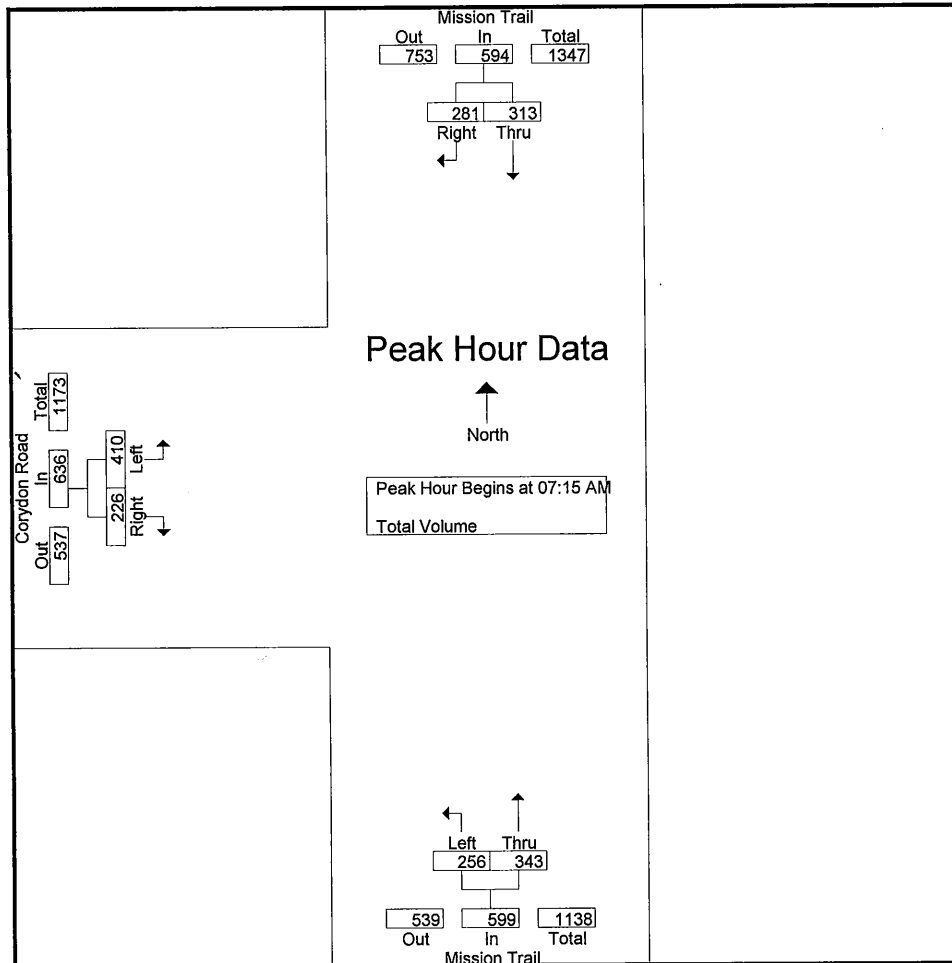
Start Time	Mission Trail Southbound			Mission Trail Northbound			Corydon Road Eastbound			Int. Total
	Thru	Right	App. Total	Left	Thru	App. Total	Left	Right	App. Total	
07:00 AM	86	56	142	51	51	102	67	59	126	370
07:15 AM	106	58	164	75	81	156	71	64	135	455
07:30 AM	79	85	164	76	101	177	112	57	169	510
07:45 AM	75	75	150	58	64	122	120	53	173	445
Total	346	274	620	260	297	557	370	233	603	1780
08:00 AM	53	63	116	47	97	144	107	52	159	419
08:15 AM	39	48	87	37	43	80	59	33	92	259
08:30 AM	39	48	87	48	61	109	63	42	105	301
08:45 AM	45	56	101	52	56	108	90	33	123	332
Total	176	215	391	184	257	441	319	160	479	1311
Grand Total	522	489	1011	444	554	998	689	393	1082	3091
Apprch %	51.6	48.4		44.5	55.5		63.7	36.3		
Total %	16.9	15.8	32.7	14.4	17.9	32.3	22.3	12.7	35	

	Mission Trail Southbound			Mission Trail Northbound			Corydon Road Eastbound			
Start Time	Thru	Right	App. Total	Left	Thru	App. Total	Left	Right	App. Total	Int. Total
Peak Hour Analysis From 07:00 AM to 08:45 AM - Peak 1 of 1										
Peak Hour for Entire Intersection Begins at 07:15 AM										
07:15 AM	106	58	164	75	81	156	71	64	135	455
07:30 AM	79	85	164	76	101	177	112	57	169	510
07:45 AM	75	75	150	58	64	122	120	53	173	445
08:00 AM	53	63	116	47	97	144	107	52	159	419
Total Volume	313	281	594	256	343	599	410	226	636	1829
% App. Total	52.7	47.3		42.7	57.3		64.5	35.5		
PHF	.738	.826	.905	.842	.849	.846	.854	.883	.919	.897

Counts Unlimited
PO Box 1178
Corona, CA 92878
(951) 268-6268

City of Lake Elsinore
N/S: Mission Trail
E/W: Corydon Road
Weather: Clear

File Name : LKEMTCOAM
Site Code : 05716654
Start Date : 12/8/2016
Page No : 2



Peak Hour Analysis From 07:00 AM to 08:45 AM - Peak 1 of 1

Peak Hour for Each Approach Begins at:

	07:00 AM			07:15 AM			07:15 AM		
+0 mins.	86	56	142	75	81	156	71	64	135
+15 mins.	106	58	164	76	101	177	112	57	169
+30 mins.	79	85	164	58	64	122	120	53	173
+45 mins.	75	75	150	47	97	144	107	52	159
Total Volume	346	274	620	256	343	599	410	226	636
% App. Total	55.8	44.2		42.7	57.3		64.5	35.5	
PHF	.816	.806	.945	.842	.849	.846	.854	.883	.919

Counts Unlimited
PO Box 1178
Corona, CA 92878
(951) 268-6268

City of Lake Elsinore
N/S: Mission Trail
E/W: Corydon Road
Weather: Clear

File Name : LKEMTCOPM
Site Code : 05716654
Start Date : 12/8/2016
Page No : 1

Groups Printed- Total Volume

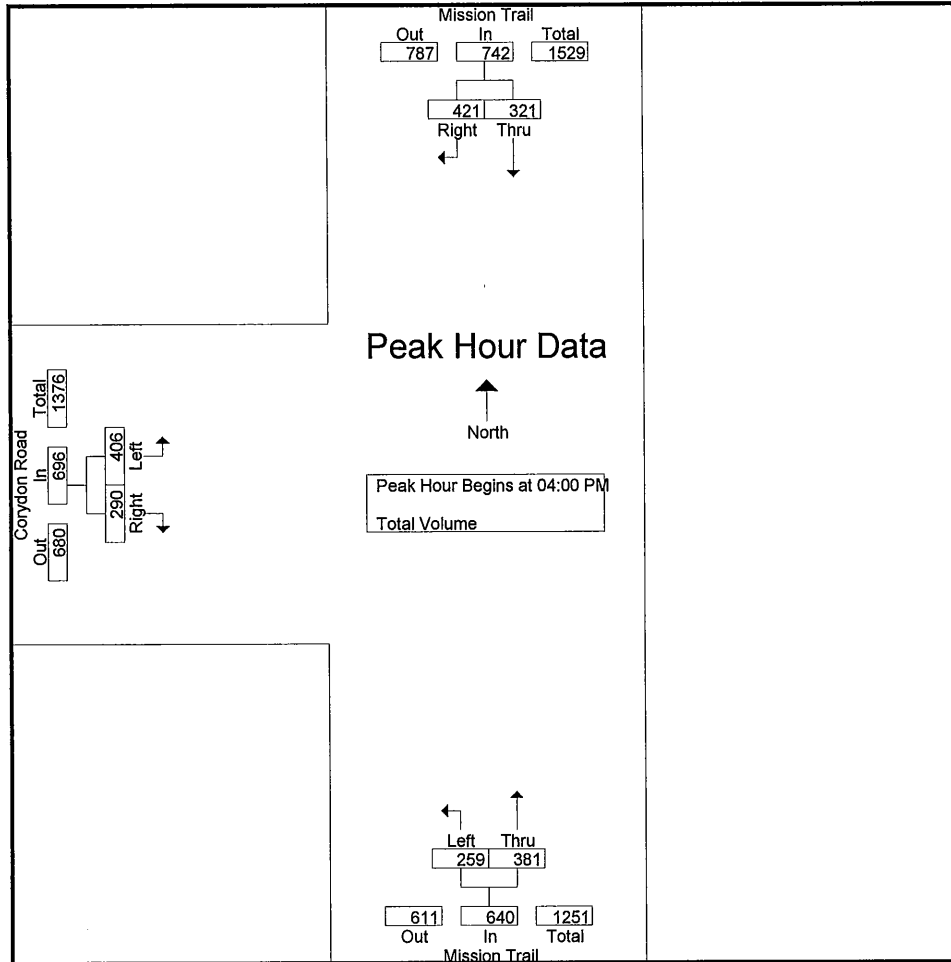
Start Time	Mission Trail Southbound			Mission Trail Northbound			Corydon Road Eastbound			Int. Total
	Thru	Right	App. Total	Left	Thru	App. Total	Left	Right	App. Total	
04:00 PM	82	113	195	55	124	179	126	75	201	575
04:15 PM	74	102	176	80	85	165	101	71	172	513
04:30 PM	90	96	186	55	88	143	103	83	186	515
04:45 PM	75	110	185	69	84	153	76	61	137	475
Total	321	421	742	259	381	640	406	290	696	2078
05:00 PM	78	104	182	43	92	135	145	81	226	543
05:15 PM	75	117	192	70	105	175	82	55	137	504
05:30 PM	85	81	166	53	93	146	106	61	167	479
05:45 PM	87	95	182	52	73	125	91	54	145	452
Total	325	397	722	218	363	581	424	251	675	1978
Grand Total	646	818	1464	477	744	1221	830	541	1371	4056
Apprch %	44.1	55.9		39.1	60.9		60.5	39.5		
Total %	15.9	20.2	36.1	11.8	18.3	30.1	20.5	13.3	33.8	

	Mission Trail Southbound			Mission Trail Northbound			Corydon Road Eastbound			
Start Time	Thru	Right	App. Total	Left	Thru	App. Total	Left	Right	App. Total	Int. Total
Peak Hour Analysis From 04:00 PM to 05:45 PM - Peak 1 of 1										
Peak Hour for Entire Intersection Begins at 04:00 PM										
04:00 PM	82	113	195	55	124	179	126	75	201	575
04:15 PM	74	102	176	80	85	165	101	71	172	513
04:30 PM	90	96	186	55	88	143	103	83	186	515
04:45 PM	75	110	185	69	84	153	76	61	137	475
Total Volume	321	421	742	259	381	640	406	290	696	2078
% App. Total	43.3	56.7		40.5	59.5		58.3	41.7		
PHF	.892	.931	.951	.809	.768	.894	.806	.873	.866	.903

Counts Unlimited
PO Box 1178
Corona, CA 92878
(951) 268-6268

City of Lake Elsinore
N/S: Mission Trail
E/W: Corydon Road
Weather: Clear

File Name : LKEMTCOPM
Site Code : 05716654
Start Date : 12/8/2016
Page No : 2



Peak Hour Analysis From 04:00 PM to 05:45 PM - Peak 1 of 1
Peak Hour for Each Approach Begins at:

	04:30 PM			04:00 PM			04:15 PM		
+0 mins.	90	96	186	55	124	179	101	71	172
+15 mins.	75	110	185	80	85	165	103	83	186
+30 mins.	78	104	182	55	88	143	76	61	137
+45 mins.	75	117	192	69	84	153	145	81	226
Total Volume	318	427	745	259	381	640	425	296	721
% App. Total	42.7	57.3		40.5	59.5		58.9	41.1	
PHF	.883	.912	.970	.809	.768	.894	.733	.892	.798

Counts Unlimited
PO Box 1178
Corona, CA 92878
(951) 268-6268

City of Lake Elsinore
N/S: Mission Trail
E/W: Corydon Road
Weather: Clear

File Name : LKEMTCOSAT
Site Code : 05716654
Start Date : 12/10/2016
Page No : 1

Groups Printed- Total Volume

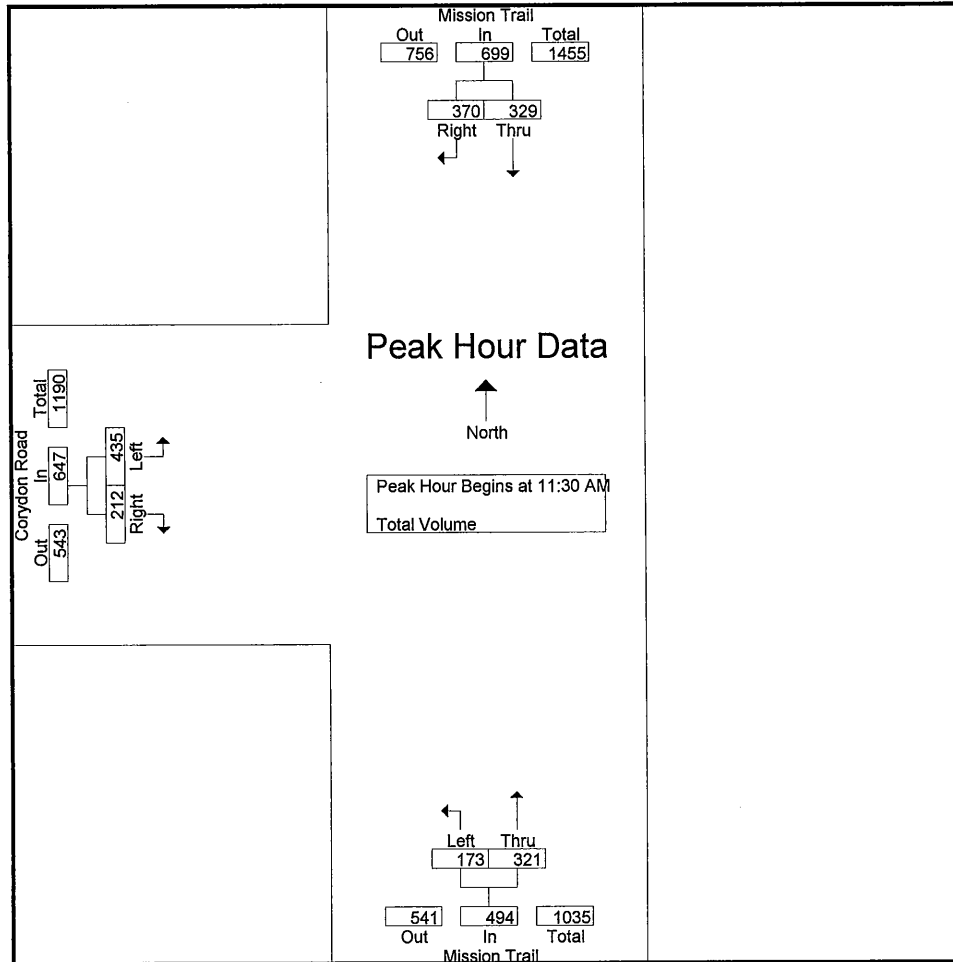
Start Time	Mission Trail Southbound			Mission Trail Northbound			Corydon Road Eastbound			Int. Total
	Thru	Right	App. Total	Left	Thru	App. Total	Left	Right	App. Total	
11:00 AM	66	83	149	51	65	116	82	51	133	398
11:15 AM	78	81	159	56	80	136	84	50	134	429
11:30 AM	72	71	143	44	76	120	107	61	168	431
11:45 AM	78	88	166	41	74	115	117	43	160	441
Total	294	323	617	192	295	487	390	205	595	1699
12:00 PM	94	104	198	42	97	139	118	55	173	510
12:15 PM	85	107	192	46	74	120	93	53	146	458
12:30 PM	68	77	145	32	80	112	107	52	159	416
12:45 PM	68	81	149	46	91	137	117	51	168	454
Total	315	369	684	166	342	508	435	211	646	1838
01:00 PM	76	84	160	40	93	133	111	52	163	456
01:15 PM	77	108	185	52	85	137	93	44	137	459
01:30 PM	63	107	170	44	82	126	97	54	151	447
01:45 PM	78	102	180	53	87	140	96	49	145	465
Total	294	401	695	189	347	536	397	199	596	1827
Grand Total	903	1093	1996	547	984	1531	1222	615	1837	5364
Apprch %	45.2	54.8		35.7	64.3		66.5	33.5		
Total %	16.8	20.4	37.2	10.2	18.3	28.5	22.8	11.5	34.2	

	Mission Trail Southbound			Mission Trail Northbound			Corydon Road Eastbound			
Start Time	Thru	Right	App. Total	Left	Thru	App. Total	Left	Right	App. Total	Int. Total
Peak Hour Analysis From 11:00 AM to 01:45 PM - Peak 1 of 1										
Peak Hour for Entire Intersection Begins at 11:30 AM										
11:30 AM	72	71	143	44	76	120	107	61	168	431
11:45 AM	78	88	166	41	74	115	117	43	160	441
12:00 PM	94	104	198	42	97	139	118	55	173	510
12:15 PM	85	107	192	46	74	120	93	53	146	458
Total Volume	329	370	699	173	321	494	435	212	647	1840
% App. Total	47.1	52.9		35	65		67.2	32.8		
PHF	.875	.864	.883	.940	.827	.888	.922	.869	.935	.902

Counts Unlimited
PO Box 1178
Corona, CA 92878
(951) 268-6268

City of Lake Elsinore
N/S: Mission Trail
E/W: Corydon Road
Weather: Clear

File Name : LKEMTCOSAT
Site Code : 05716654
Start Date : 12/10/2016
Page No : 2



Peak Hour Analysis From 11:00 AM to 01:45 PM - Peak 1 of 1

Peak Hour for Each Approach Begins at:

	11:45 AM			01:00 PM			11:30 AM		
+0 mins.	78	88	166	40	93	133	107	61	168
+15 mins.	94	104	198	52	85	137	117	43	160
+30 mins.	85	107	192	44	82	126	118	55	173
+45 mins.	68	77	145	53	87	140	93	53	146
Total Volume	325	376	701	189	347	536	435	212	647
% App. Total	46.4	53.6		35.3	64.7		67.2	32.8	
PHF	.864	.879	.885	.892	.933	.957	.922	.869	.935

Counts Unlimited
PO Box 1178
Corona, CA 92878
(951) 268-6268

City of Lake Elsinore
N/S: Corydon Road
E/W: Cereal Street
Weather: Clear

File Name : LKECOCEAM
Site Code : 05716654
Start Date : 12/8/2016
Page No : 1

Groups Printed- Total Volume

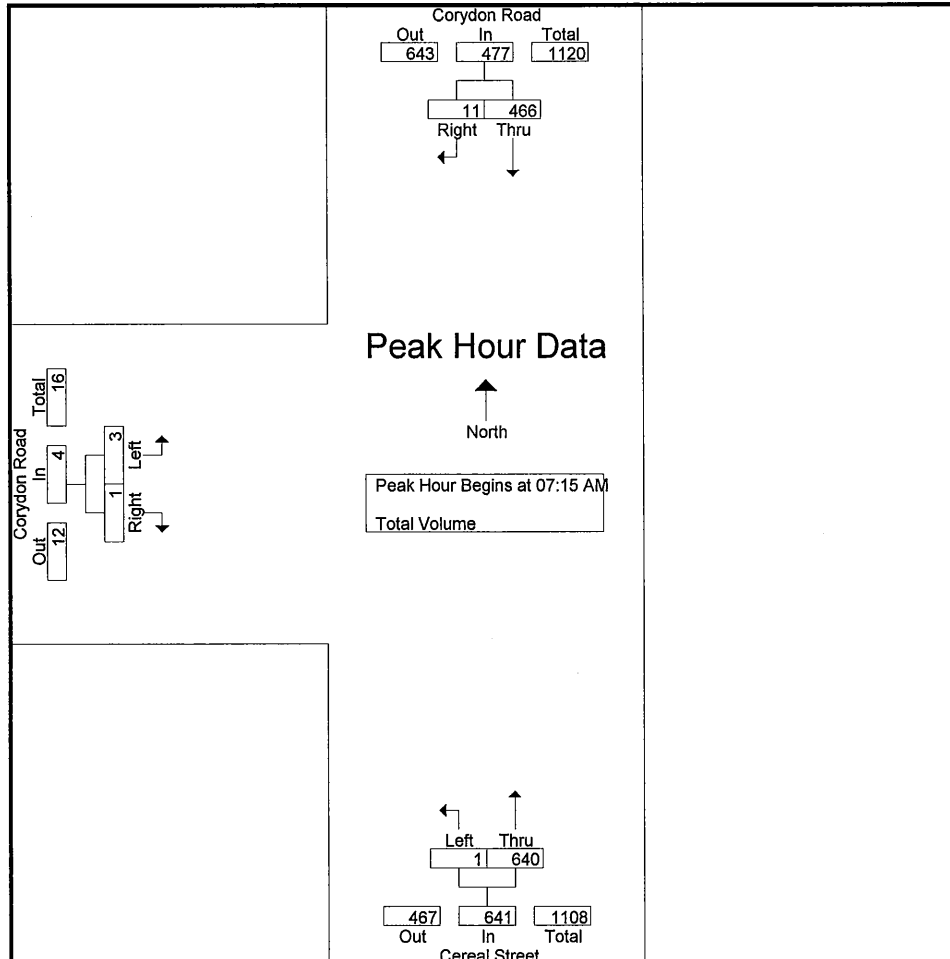
	Corydon Road Southbound			Cereal Street Northbound			Corydon Road Eastbound			
Start Time	Thru	Right	App. Total	Left	Thru	App. Total	Left	Right	App. Total	Int. Total
07:00 AM	90	7	97	3	116	119	1	0	1	217
07:15 AM	123	2	125	1	138	139	0	0	0	264
07:30 AM	138	5	143	0	166	166	0	0	0	309
07:45 AM	115	0	115	0	177	177	1	0	1	293
Total	466	14	480	4	597	601	2	0	2	1083
08:00 AM	90	4	94	0	159	159	2	1	3	256
08:15 AM	80	1	81	0	93	93	0	0	0	174
08:30 AM	86	3	89	2	97	99	0	0	0	188
08:45 AM	86	3	89	3	118	121	0	0	0	210
Total	342	11	353	5	467	472	2	1	3	828
Grand Total	808	25	833	9	1064	1073	4	1	5	1911
Apprch %	97	3		0.8	99.2		80	20		
Total %	42.3	1.3	43.6	0.5	55.7	56.1	0.2	0.1	0.3	

	Corydon Road Southbound			Cereal Street Northbound			Corydon Road Eastbound			
Start Time	Thru	Right	App. Total	Left	Thru	App. Total	Left	Right	App. Total	Int. Total
Peak Hour Analysis From 07:00 AM to 08:45 AM - Peak 1 of 1										
Peak Hour for Entire Intersection Begins at 07:15 AM										
07:15 AM	123	2	125	1	138	139	0	0	0	264
07:30 AM	138	5	143	0	166	166	0	0	0	309
07:45 AM	115	0	115	0	177	177	1	0	1	293
08:00 AM	90	4	94	0	159	159	2	1	3	256
Total Volume	466	11	477	1	640	641	3	1	4	1122
% App. Total	97.7	2.3		0.2	99.8		75	25		
PHF	.844	.550	.834	.250	.904	.905	.375	.250	.333	.908

Counts Unlimited
PO Box 1178
Corona, CA 92878
(951) 268-6268

City of Lake Elsinore
N/S: Corydon Road
E/W: Cereal Street
Weather: Clear

File Name : LKECOCEAM
Site Code : 05716654
Start Date : 12/8/2016
Page No : 2



Peak Hour Analysis From 07:00 AM to 08:45 AM - Peak 1 of 1
Peak Hour for Each Approach Begins at:

	07:00 AM			07:15 AM			07:15 AM		
+0 mins.	90	7	97	1	138	139	0	0	0
+15 mins.	123	2	125	0	166	166	0	0	0
+30 mins.	138	5	143	0	177	177	1	0	1
+45 mins.	115	0	115	0	159	159	2	1	3
Total Volume	466	14	480	1	640	641	3	1	4
% App. Total	97.1	2.9		0.2	99.8		75	25	
PHF	.844	.500	.839	.250	.904	.905	.375	.250	.333

Counts Unlimited
PO Box 1178
Corona, CA 92878
(951) 268-6268

City of Lake Elsinore
N/S: Corydon Road
E/W: Cereal Street
Weather: Clear

File Name : LKECOCEPM
Site Code : 05716654
Start Date : 12/8/2016
Page No : 1

Groups Printed- Total Volume

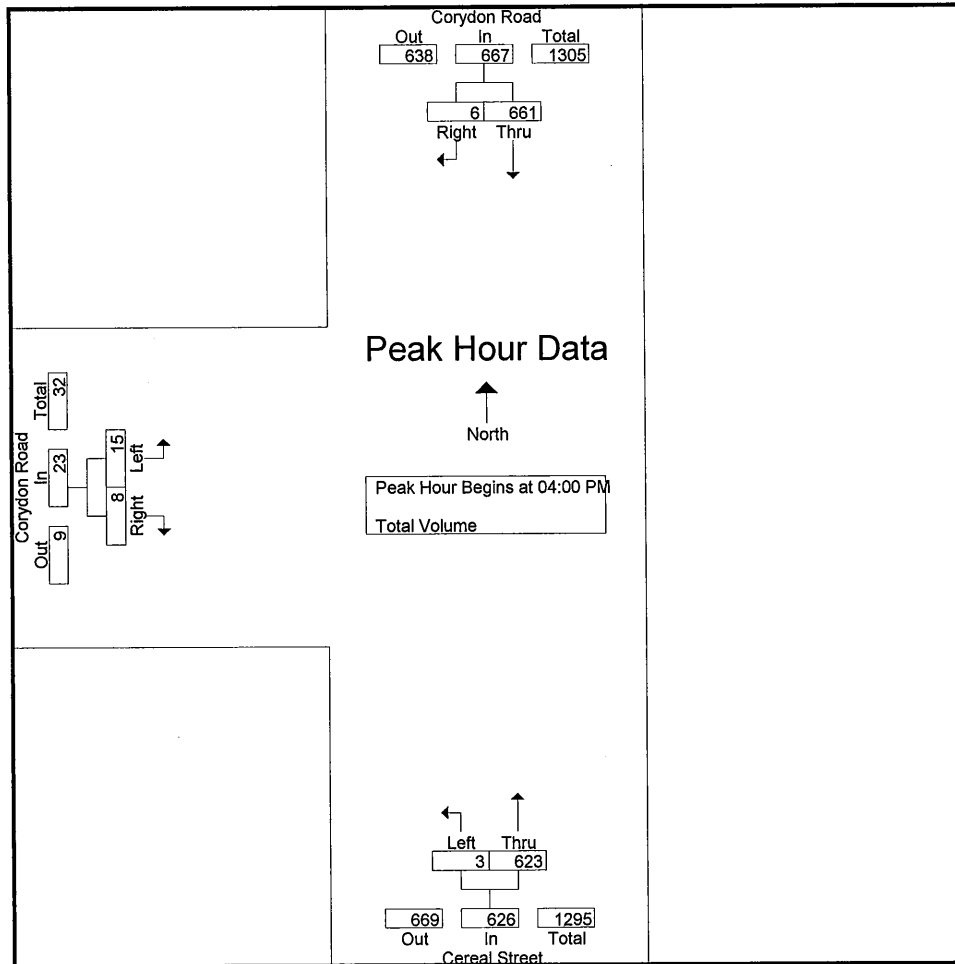
Start Time	Corydon Road Southbound			Cereal Street Northbound			Corydon Road Eastbound			Int. Total
	Thru	Right	App. Total	Left	Thru	App. Total	Left	Right	App. Total	
04:00 PM	168	2	170	2	180	182	5	2	7	359
04:15 PM	167	3	170	1	158	159	4	2	6	335
04:30 PM	155	0	155	0	146	146	5	2	7	308
04:45 PM	171	1	172	0	139	139	1	2	3	314
Total	661	6	667	3	623	626	15	8	23	1316
05:00 PM	158	0	158	1	180	181	10	1	11	350
05:15 PM	176	4	180	0	143	143	1	1	2	325
05:30 PM	136	0	136	2	157	159	2	0	2	297
05:45 PM	153	0	153	0	155	155	0	0	0	308
Total	623	4	627	3	635	638	13	2	15	1280
Grand Total	1284	10	1294	6	1258	1264	28	10	38	2596
Apprch %	99.2	0.8		0.5	99.5		73.7	26.3		
Total %	49.5	0.4	49.8	0.2	48.5	48.7	1.1	0.4	1.5	

	Corydon Road Southbound			Cereal Street Northbound			Corydon Road Eastbound			
Start Time	Thru	Right	App. Total	Left	Thru	App. Total	Left	Right	App. Total	Int. Total
Peak Hour Analysis From 04:00 PM to 05:45 PM - Peak 1 of 1										
Peak Hour for Entire Intersection Begins at 04:00 PM										
04:00 PM	168	2	170	2	180	182	5	2	7	359
04:15 PM	167	3	170	1	158	159	4	2	6	335
04:30 PM	155	0	155	0	146	146	5	2	7	308
04:45 PM	171	1	172	0	139	139	1	2	3	314
Total Volume	661	6	667	3	623	626	15	8	23	1316
% App. Total	99.1	0.9		0.5	99.5		65.2	34.8		
PHF	.966	.500	.969	.375	.865	.860	.750	1.00	.821	.916

Counts Unlimited
PO Box 1178
Corona, CA 92878
(951) 268-6268

City of Lake Elsinore
N/S: Corydon Road
E/W: Cereal Street
Weather: Clear

File Name : LKECOCEPM
Site Code : 05716654
Start Date : 12/8/2016
Page No : 2



Peak Hour Analysis From 04:00 PM to 05:45 PM - Peak 1 of 1

Peak Hour for Each Approach Begins at:

	04:00 PM			05:00 PM			04:15 PM		
+0 mins.	168	2	170	1	180	181	4	2	6
+15 mins.	167	3	170	0	143	143	5	2	7
+30 mins.	155	0	155	2	157	159	1	2	3
+45 mins.	171	1	172	0	155	155	10	1	11
Total Volume	661	6	667	3	635	638	20	7	27
% App. Total	99.1	0.9		0.5	99.5		74.1	25.9	
PHF	.966	.500	.969	.375	.882	.881	.500	.875	.614

Counts Unlimited
PO Box 1178
Corona, CA 92878
(951) 268-6268

City of Lake Elsinore
N/S: Corydon Road
E/W: Cereal Street
Weather: Clear

File Name : LKECOCESAT
Site Code : 05716654
Start Date : 12/10/2016
Page No : 1

Groups Printed- Total Volume

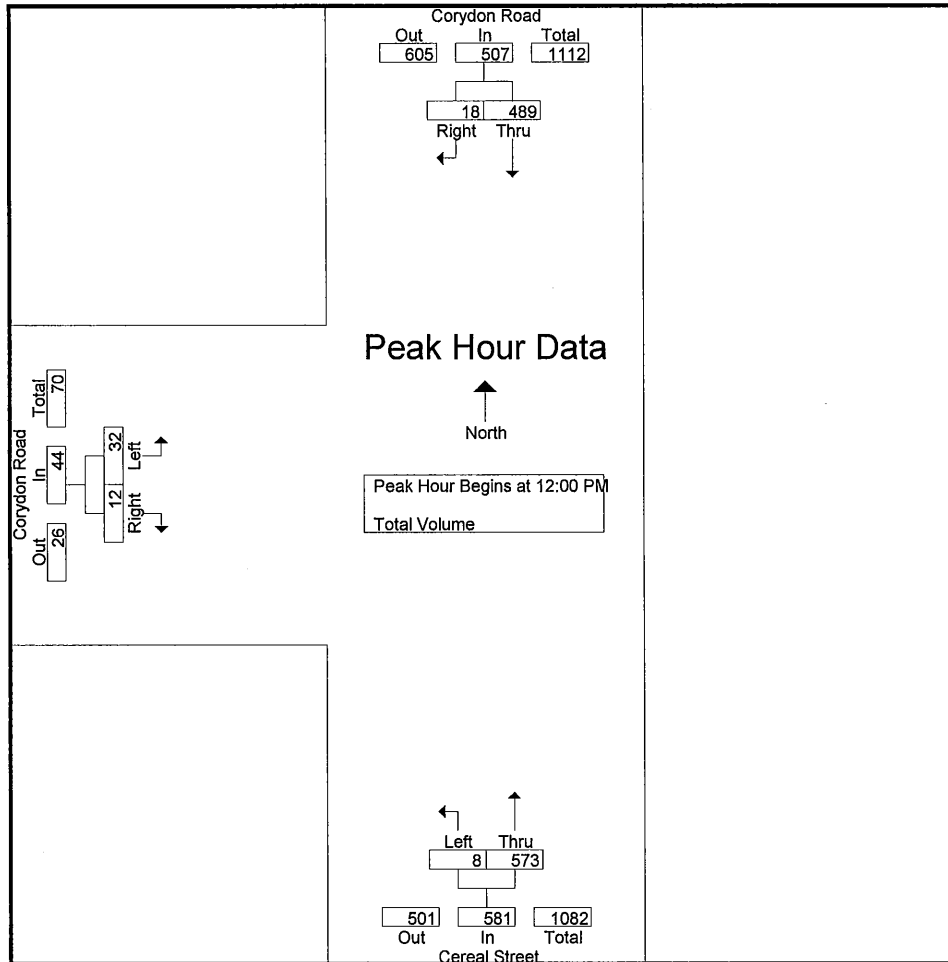
	Corydon Road Southbound			Cereal Street Northbound			Corydon Road Eastbound			
Start Time	Thru	Right	App. Total	Left	Thru	App. Total	Left	Right	App. Total	Int. Total
11:00 AM	127	1	128	1	116	117	3	2	5	250
11:15 AM	128	5	133	2	122	124	4	1	5	262
11:30 AM	120	7	127	3	151	154	6	2	8	289
11:45 AM	106	4	110	2	125	127	14	1	15	252
Total	481	17	498	8	514	522	27	6	33	1053
12:00 PM	135	5	140	1	136	137	8	4	12	289
12:15 PM	146	8	154	2	132	134	8	2	10	298
12:30 PM	102	1	103	4	159	163	8	6	14	280
12:45 PM	106	4	110	1	146	147	8	0	8	265
Total	489	18	507	8	573	581	32	12	44	1132
01:00 PM	124	1	125	0	144	144	10	3	13	282
01:15 PM	138	3	141	2	121	123	11	1	12	276
01:30 PM	141	7	148	1	138	139	9	3	12	299
01:45 PM	123	6	129	0	111	111	5	6	11	251
Total	526	17	543	3	514	517	35	13	48	1108
Grand Total	1496	52	1548	19	1601	1620	94	31	125	3293
Apprch %	96.6	3.4		1.2	98.8		75.2	24.8		
Total %	45.4	1.6	47	0.6	48.6	49.2	2.9	0.9	3.8	

	Corydon Road Southbound			Cereal Street Northbound			Corydon Road Eastbound			
Start Time	Thru	Right	App. Total	Left	Thru	App. Total	Left	Right	App. Total	Int. Total
Peak Hour Analysis From 11:00 AM to 01:45 PM - Peak 1 of 1										
Peak Hour for Entire Intersection Begins at 12:00 PM										
12:00 PM	135	5	140	1	136	137	8	4	12	289
12:15 PM	146	8	154	2	132	134	8	2	10	298
12:30 PM	102	1	103	4	159	163	8	6	14	280
12:45 PM	106	4	110	1	146	147	8	0	8	265
Total Volume	489	18	507	8	573	581	32	12	44	1132
% App. Total	96.4	3.6		1.4	98.6		72.7	27.3		
PHF	.837	.563	.823	.500	.901	.891	1.00	.500	.786	.950

Counts Unlimited
PO Box 1178
Corona, CA 92878
(951) 268-6268

City of Lake Elsinore
N/S: Corydon Road
E/W: Cereal Street
Weather: Clear

File Name : LKECOCESAT
Site Code : 05716654
Start Date : 12/10/2016
Page No : 2



Peak Hour Analysis From 11:00 AM to 01:45 PM - Peak 1 of 1

Peak Hour for Each Approach Begins at:

	01:00 PM			12:15 PM			11:45 AM		
+0 mins.	124	1	125	2	132	134	14	1	15
+15 mins.	138	3	141	4	159	163	8	4	12
+30 mins.	141	7	148	1	146	147	8	2	10
+45 mins.	123	6	129	0	144	144	8	6	14
Total Volume	526	17	543	7	581	588	38	13	51
% App. Total	96.9	3.1		1.2	98.8		74.5	25.5	
PHF	.933	.607	.917	.438	.914	.902	.679	.542	.850

Counts Unlimited
PO Box 1178
Corona, CA 92878
(951) 268-6268

City of Wildomar
N/S: Mission Trail
E/W: Bundy Canyon Road
Weather: Clear

File Name : WDMMTBUAM
Site Code : 05716654
Start Date : 12/8/2016
Page No : 1

Groups Printed- Total Volume

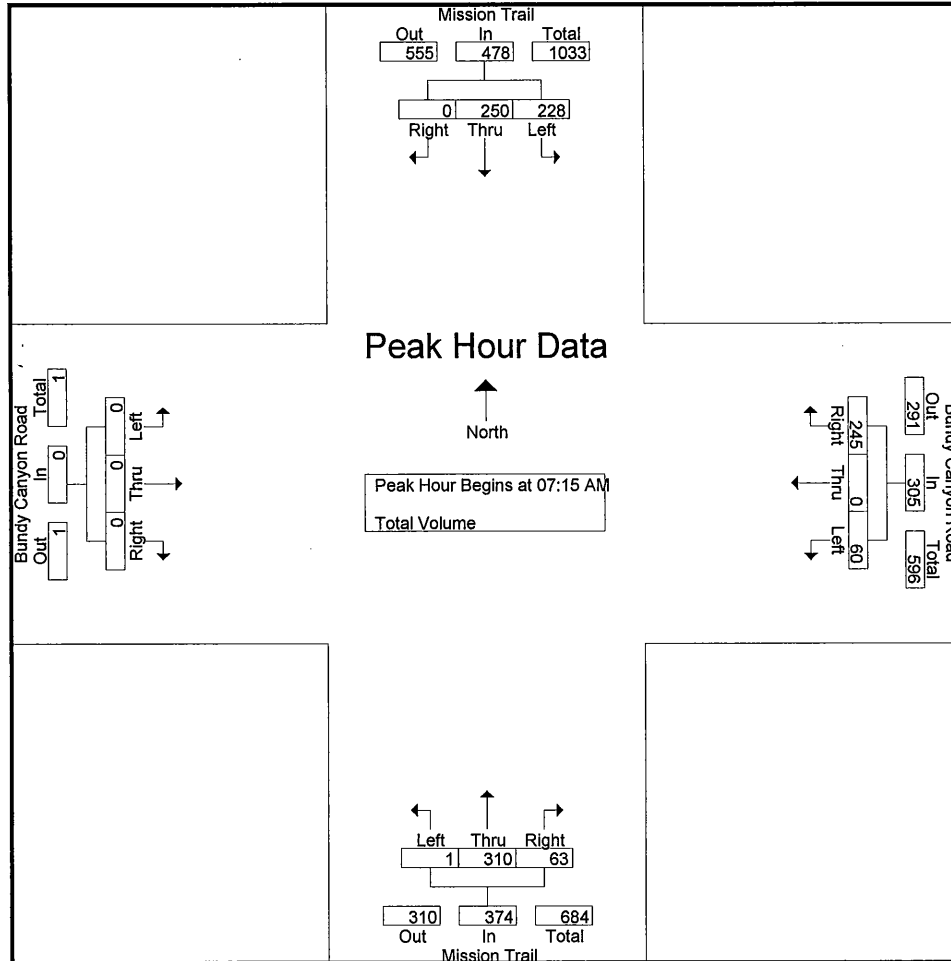
Start Time	Mission Trail Southbound				Bundy Canyon Road Westbound				Mission Trail Northbound				Bundy Canyon Road Eastbound				Int. Total
	Left	Thru	Right	App. Total	Left	Thru	Right	App. Total	Left	Thru	Right	App. Total	Left	Thru	Right	App. Total	
07:00 AM	52	83	0	135	12	1	41	54	0	50	16	66	0	0	0	0	255
07:15 AM	86	75	0	161	11	0	58	69	0	82	16	98	0	0	0	0	328
07:30 AM	47	66	0	113	15	0	62	77	0	90	14	104	0	0	0	0	294
07:45 AM	49	64	0	113	20	0	55	75	1	65	13	79	0	0	0	0	267
Total	234	288	0	522	58	1	216	275	1	287	59	347	0	0	0	0	1144
08:00 AM	46	45	0	91	14	0	70	84	0	73	20	93	0	0	0	0	268
08:15 AM	41	22	0	63	11	0	35	46	0	34	16	50	0	0	0	0	159
08:30 AM	48	24	0	72	11	0	56	67	0	41	7	48	0	0	0	0	187
08:45 AM	49	25	0	74	9	1	48	58	0	50	15	65	0	0	0	0	197
Total	184	116	0	300	45	1	209	255	0	198	58	256	0	0	0	0	811
Grand Total	418	404	0	822	103	2	425	530	1	485	117	603	0	0	0	0	1955
Apprch %	50.9	49.1	0		19.4	0.4	80.2		0.2	80.4	19.4		0	0	0		
Total %	21.4	20.7	0	42	5.3	0.1	21.7	27.1	0.1	24.8	6	30.8	0	0	0	0	

	Mission Trail Southbound				Bundy Canyon Road Westbound				Mission Trail Northbound				Bundy Canyon Road Eastbound				
Start Time	Left	Thru	Right	App. Total	Left	Thru	Right	App. Total	Left	Thru	Right	App. Total	Left	Thru	Right	App. Total	Int. Total
Peak Hour Analysis From 07:00 AM to 08:45 AM - Peak 1 of 1																	
Peak Hour for Entire Intersection Begins at 07:15 AM																	
07:15 AM	86	75	0	161	11	0	58	69	0	82	16	98	0	0	0	0	328
07:30 AM	47	66	0	113	15	0	62	77	0	90	14	104	0	0	0	0	294
07:45 AM	49	64	0	113	20	0	55	75	1	65	13	79	0	0	0	0	267
08:00 AM	46	45	0	91	14	0	70	84	0	73	20	93	0	0	0	0	268
Total Volume	228	250	0	478	60	0	245	305	1	310	63	374	0	0	0	0	1157
% App. Total	47.7	52.3	0		19.7	0	80.3		0.3	82.9	16.8		0	0	0		
PHF	.663	.833	.000	.742	.750	.000	.875	.908	.250	.861	.788	.899	.000	.000	.000	.000	.882

Counts Unlimited
PO Box 1178
Corona, CA 92878
(951) 268-6268

City of Wildomar
N/S: Mission Trail
E/W: Bundy Canyon Road
Weather: Clear

File Name : WDMMTBUAM
Site Code : 05716654
Start Date : 12/8/2016
Page No : 2



Peak Hour Analysis From 07:00 AM to 08:45 AM - Peak 1 of 1
Peak Hour for Each Approach Begins at:

	07:00 AM				07:15 AM				07:15 AM				07:00 AM			
+0 mins.	52	83	0	135	11	0	58	69	0	82	16	98	0	0	0	0
+15 mins.	86	75	0	161	15	0	62	77	0	90	14	104	0	0	0	0
+30 mins.	47	66	0	113	20	0	55	75	1	65	13	79	0	0	0	0
+45 mins.	49	64	0	113	14	0	70	84	0	73	20	93	0	0	0	0
Total Volume	234	288	0	522	60	0	245	305	1	310	63	374	0	0	0	0
% App. Total	44.8	55.2	0		19.7	0	80.3		0.3	82.9	16.8		0	0	0	
PHF	.680	.867	.000	.811	.750	.000	.875	.908	.250	.861	.788	.899	.000	.000	.000	.000

Counts Unlimited
PO Box 1178
Corona, CA 92878
(951) 268-6268

City of Wildomar
N/S: Mission Trail
E/W: Bundy Canyon Road
Weather: Clear

File Name : WDMMTBUPM
Site Code : 05716654
Start Date : 12/8/2016
Page No : 1

Groups Printed- Total Volume

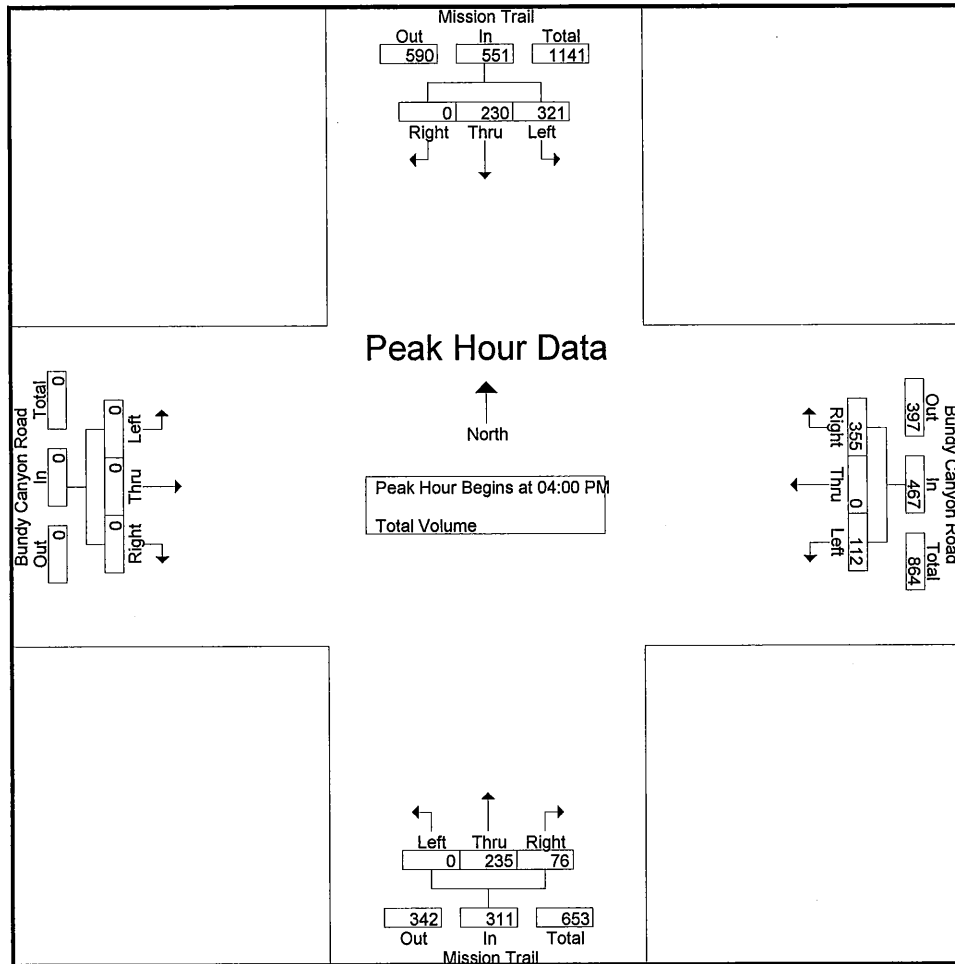
	Mission Trail Southbound				Bundy Canyon Road Westbound				Mission Trail Northbound				Bundy Canyon Road Eastbound				
Start Time	Left	Thru	Right	App. Total	Left	Thru	Right	App. Total	Left	Thru	Right	App. Total	Left	Thru	Right	App. Total	Int. Total
04:00 PM	92	55	0	147	27	0	87	114	0	71	18	89	0	0	0	0	350
04:15 PM	71	51	0	122	22	0	104	126	0	52	21	73	0	0	0	0	321
04:30 PM	88	70	0	158	30	0	79	109	0	53	21	74	0	0	0	0	341
04:45 PM	70	54	0	124	33	0	85	118	0	59	16	75	0	0	0	0	317
Total	321	230	0	551	112	0	355	467	0	235	76	311	0	0	0	0	1329
05:00 PM	85	64	0	149	26	0	60	86	0	66	18	84	0	0	0	0	319
05:15 PM	58	59	0	117	39	0	95	134	0	66	10	76	0	0	0	0	327
05:30 PM	73	64	0	137	26	0	72	98	0	57	16	73	0	0	0	0	308
05:45 PM	77	53	0	130	22	0	62	84	0	61	17	78	0	0	0	0	292
Total	293	240	0	533	113	0	289	402	0	250	61	311	0	0	0	0	1246
Grand Total	614	470	0	1084	225	0	644	869	0	485	137	622	0	0	0	0	2575
Apprch %	56.6	43.4	0		25.9	0	74.1		0	78	22		0	0	0		
Total %	23.8	18.3	0	42.1	8.7	0	25	33.7	0	18.8	5.3	24.2	0	0	0	0	

	Mission Trail Southbound				Bundy Canyon Road Westbound				Mission Trail Northbound				Bundy Canyon Road Eastbound				
Start Time	Left	Thru	Right	App. Total	Left	Thru	Right	App. Total	Left	Thru	Right	App. Total	Left	Thru	Right	App. Total	Int. Total
Peak Hour Analysis From 04:00 PM to 05:45 PM - Peak 1 of 1																	
Peak Hour for Entire Intersection Begins at 04:00 PM																	
04:00 PM	92	55	0	147	27	0	87	114	0	71	18	89	0	0	0	0	350
04:15 PM	71	51	0	122	22	0	104	126	0	52	21	73	0	0	0	0	321
04:30 PM	88	70	0	158	30	0	79	109	0	53	21	74	0	0	0	0	341
04:45 PM	70	54	0	124	33	0	85	118	0	59	16	75	0	0	0	0	317
Total Volume	321	230	0	551	112	0	355	467	0	235	76	311	0	0	0	0	1329
% App. Total	58.3	41.7	0		24	0	76		0	75.6	24.4		0	0	0		
PHF	.872	.821	.000	.872	.848	.000	.853	.927	.000	.827	.905	.874	.000	.000	.000	.000	.949

Counts Unlimited
PO Box 1178
Corona, CA 92878
(951) 268-6268

City of Wildomar
N/S: Mission Trail
E/W: Bundy Canyon Road
Weather: Clear

File Name : WDMMTBUPM
Site Code : 05716654
Start Date : 12/8/2016
Page No : 2



Peak Hour Analysis From 04:00 PM to 05:45 PM - Peak 1 of 1

Peak Hour for Each Approach Begins at:

	04:15 PM				04:00 PM				04:00 PM				04:00 PM			
+0 mins.	71	51	0	122	27	0	87	114	0	71	18	89	0	0	0	0
+15 mins.	88	70	0	158	22	0	104	126	0	52	21	73	0	0	0	0
+30 mins.	70	54	0	124	30	0	79	109	0	53	21	74	0	0	0	0
+45 mins.	85	64	0	149	33	0	85	118	0	59	16	75	0	0	0	0
Total Volume	314	239	0	553	112	0	355	467	0	235	76	311	0	0	0	0
% App. Total	56.8	43.2	0		24	0	76		0	75.6	24.4		0	0	0	
PHF	.892	.854	.000	.875	.848	.000	.853	.927	.000	.827	.905	.874	.000	.000	.000	.000

Counts Unlimited
PO Box 1178
Corona, CA 92878
(951) 268-6268

City of Wildomar
N/S: Mission Trail
E/W: Bundy Canyon Road
Weather: Clear

File Name : WDMMTBUSAT
Site Code : 05716654
Start Date : 12/10/2016
Page No : 1

Groups Printed- Total Volume

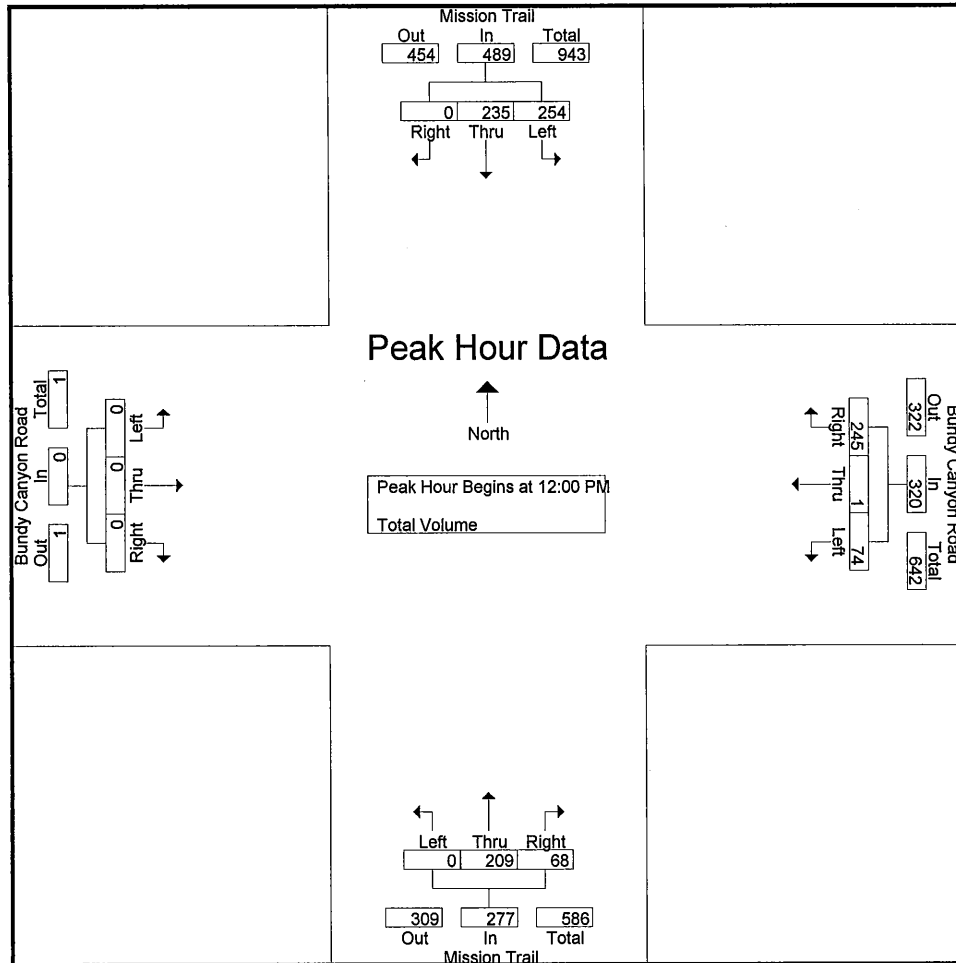
	Mission Trail Southbound				Bundy Canyon Road Westbound				Mission Trail Northbound				Bundy Canyon Road Eastbound				
Start Time	Left	Thru	Right	App. Total	Left	Thru	Right	App. Total	Left	Thru	Right	App. Total	Left	Thru	Right	App. Total	Int. Total
11:00 AM	71	43	0	114	20	0	61	81	0	47	11	58	0	0	0	0	253
11:15 AM	59	46	0	105	24	1	62	87	0	66	17	83	0	0	0	0	275
11:30 AM	61	50	0	111	22	0	56	78	0	49	19	68	0	0	0	0	257
11:45 AM	48	52	0	100	16	0	67	83	0	52	14	66	0	0	0	0	249
Total	239	191	0	430	82	1	246	329	0	214	61	275	0	0	0	0	1034
12:00 PM	65	68	0	133	16	0	60	76	0	66	20	86	0	0	0	0	295
12:15 PM	68	65	0	133	16	0	64	80	0	41	17	58	0	0	0	0	271
12:30 PM	64	47	0	111	21	1	52	74	0	53	19	72	0	0	0	0	257
12:45 PM	57	55	0	112	21	0	69	90	0	49	12	61	0	0	0	0	263
Total	254	235	0	489	74	1	245	320	0	209	68	277	0	0	0	0	1086
01:00 PM	62	56	0	118	21	0	74	95	0	56	14	70	0	0	0	0	283
01:15 PM	57	45	0	102	19	0	69	88	0	46	11	57	0	0	0	0	247
01:30 PM	65	46	0	111	25	0	66	91	0	54	16	70	0	0	0	0	272
01:45 PM	55	56	0	111	17	0	65	82	0	55	24	79	0	0	0	0	272
Total	239	203	0	442	82	0	274	356	0	211	65	276	0	0	0	0	1074
Grand Total	732	629	0	1361	238	2	765	1005	0	634	194	828	0	0	0	0	3194
Apprch %	53.8	46.2	0		23.7	0.2	76.1		0	76.6	23.4		0	0	0		
Total %	22.9	19.7	0	42.6	7.5	0.1	24	31.5	0	19.8	6.1	25.9	0	0	0	0	

	Mission Trail Southbound				Bundy Canyon Road Westbound				Mission Trail Northbound				Bundy Canyon Road Eastbound				
Start Time	Left	Thru	Right	App. Total	Left	Thru	Right	App. Total	Left	Thru	Right	App. Total	Left	Thru	Right	App. Total	Int. Total
Peak Hour Analysis From 11:00 AM to 01:45 PM - Peak 1 of 1																	
Peak Hour for Entire Intersection Begins at 12:00 PM																	
12:00 PM	65	68	0	133	16	0	60	76	0	66	20	86	0	0	0	0	295
12:15 PM	68	65	0	133	16	0	64	80	0	41	17	58	0	0	0	0	271
12:30 PM	64	47	0	111	21	1	52	74	0	53	19	72	0	0	0	0	257
12:45 PM	57	55	0	112	21	0	69	90	0	49	12	61	0	0	0	0	263
Total Volume	254	235	0	489	74	1	245	320	0	209	68	277	0	0	0	0	1086
% App. Total	51.9	48.1	0		23.1	0.3	76.6		0	75.5	24.5		0	0	0		
PHF	.934	.864	.000	.919	.881	.250	.888	.889	.000	.792	.850	.805	.000	.000	.000	.000	.920

Counts Unlimited
PO Box 1178
Corona, CA 92878
(951) 268-6268

City of Wildomar
N/S: Mission Trail
E/W: Bundy Canyon Road
Weather: Clear

File Name : WDMMTBUSAT
Site Code : 05716654
Start Date : 12/10/2016
Page No : 2



Peak Hour Analysis From 11:00 AM to 01:45 PM - Peak 1 of 1
Peak Hour for Each Approach Begins at:

	12:00 PM				12:45 PM				11:15 AM				11:00 AM			
+0 mins.	65	68	0	133	21	0	69	90	0	66	17	83	0	0	0	0
+15 mins.	68	65	0	133	21	0	74	95	0	49	19	68	0	0	0	0
+30 mins.	64	47	0	111	19	0	69	88	0	52	14	66	0	0	0	0
+45 mins.	57	55	0	112	25	0	66	91	0	66	20	86	0	0	0	0
Total Volume	254	235	0	489	86	0	278	364	0	233	70	303	0	0	0	0
% App. Total	51.9	48.1	0		23.6	0	76.4		0	76.9	23.1		0	0	0	
PHF	.934	.864	.000	.919	.860	.000	.939	.958	.000	.883	.875	.881	.000	.000	.000	.000

Counts Unlimited
PO Box 1178
Corona, CA 92878
(951) 268-6268

City of Wildomar
N/S: Orange Street
E/W: Bundy Canyon Road
Weather: Clear

File Name : WDMORBUAM
Site Code : 05716654
Start Date : 12/8/2016
Page No : 1

Groups Printed- Total Volume

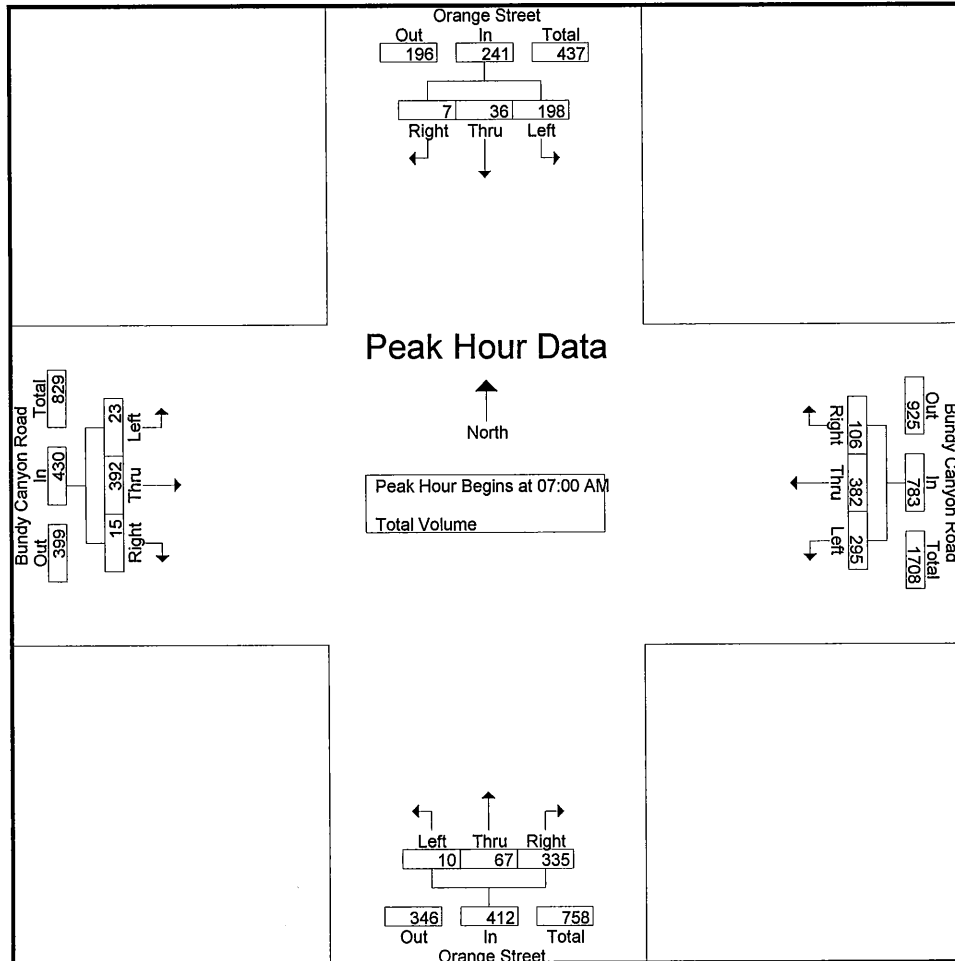
	Orange Street Southbound				Bundy Canyon Road Westbound				Orange Street Northbound				Bundy Canyon Road Eastbound				
Start Time	Left	Thru	Right	App. Total	Left	Thru	Right	App. Total	Left	Thru	Right	App. Total	Left	Thru	Right	App. Total	Int. Total
07:00 AM	48	10	0	58	107	82	15	204	3	13	77	93	4	79	3	86	441
07:15 AM	45	14	2	61	112	118	22	252	2	25	99	126	13	115	4	132	571
07:30 AM	57	7	2	66	40	79	35	154	1	16	106	123	3	117	2	122	465
07:45 AM	48	5	3	56	36	103	34	173	4	13	53	70	3	81	6	90	389
Total	198	36	7	241	295	382	106	783	10	67	335	412	23	392	15	430	1866
08:00 AM	38	4	1	43	33	99	18	150	0	9	43	52	3	74	2	79	324
08:15 AM	41	8	1	50	26	63	10	99	0	9	40	49	11	72	2	85	283
08:30 AM	34	10	4	48	25	71	20	116	0	8	35	43	7	69	4	80	287
08:45 AM	40	2	2	44	19	68	13	100	1	6	23	30	3	69	3	75	249
Total	153	24	8	185	103	301	61	465	1	32	141	174	24	284	11	319	1143
Grand Total	351	60	15	426	398	683	167	1248	11	99	476	586	47	676	26	749	3009
Apprch %	82.4	14.1	3.5		31.9	54.7	13.4		1.9	16.9	81.2		6.3	90.3	3.5		
Total %	11.7	2	0.5	14.2	13.2	22.7	5.6	41.5	0.4	3.3	15.8	19.5	1.6	22.5	0.9	24.9	

	Orange Street Southbound				Bundy Canyon Road Westbound				Orange Street Northbound				Bundy Canyon Road Eastbound				
Start Time	Left	Thru	Right	App. Total	Left	Thru	Right	App. Total	Left	Thru	Right	App. Total	Left	Thru	Right	App. Total	Int. Total
Peak Hour Analysis From 07:00 AM to 08:45 AM - Peak 1 of 1																	
Peak Hour for Entire Intersection Begins at 07:00 AM																	
07:00 AM	48	10	0	58	107	82	15	204	3	13	77	93	4	79	3	86	441
07:15 AM	45	14	2	61	112	118	22	252	2	25	99	126	13	115	4	132	571
07:30 AM	57	7	2	66	40	79	35	154	1	16	106	123	3	117	2	122	465
07:45 AM	48	5	3	56	36	103	34	173	4	13	53	70	3	81	6	90	389
Total Volume	198	36	7	241	295	382	106	783	10	67	335	412	23	392	15	430	1866
% App. Total	82.2	14.9	2.9		37.7	48.8	13.5		2.4	16.3	81.3		5.3	91.2	3.5		
PHF	.868	.643	.583	.913	.658	.809	.757	.777	.625	.670	.790	.817	.442	.838	.625	.814	.817

Counts Unlimited
PO Box 1178
Corona, CA 92878
(951) 268-6268

City of Wildomar
N/S: Orange Street
E/W: Bundy Canyon Road
Weather: Clear

File Name : WDMORBUAM
Site Code : 05716654
Start Date : 12/8/2016
Page No : 2



Peak Hour Analysis From 07:00 AM to 08:45 AM - Peak 1 of 1
Peak Hour for Each Approach Begins at:

	07:00 AM				07:00 AM				07:00 AM				07:00 AM			
+0 mins.	48	10	0	58	107	82	15	204	3	13	77	93	4	79	3	86
+15 mins.	45	14	2	61	112	118	22	252	2	25	99	126	13	115	4	132
+30 mins.	57	7	2	66	40	79	35	154	1	16	106	123	3	117	2	122
+45 mins.	48	5	3	56	36	103	34	173	4	13	53	70	3	81	6	90
Total Volume	198	36	7	241	295	382	106	783	10	67	335	412	23	392	15	430
% App. Total	82.2	14.9	2.9		37.7	48.8	13.5		2.4	16.3	81.3		5.3	91.2	3.5	
PHF	.868	.643	.583	.913	.658	.809	.757	.777	.625	.670	.790	.817	.442	.838	.625	.814

Counts Unlimited
PO Box 1178
Corona, CA 92878
(951) 268-6268

City of Wildomar
N/S: Orange Street
E/W: Bundy Canyon Road
Weather: Clear

File Name : WDMORBUPM
Site Code : 05716654
Start Date : 12/8/2016
Page No : 1

Groups Printed- Total Volume

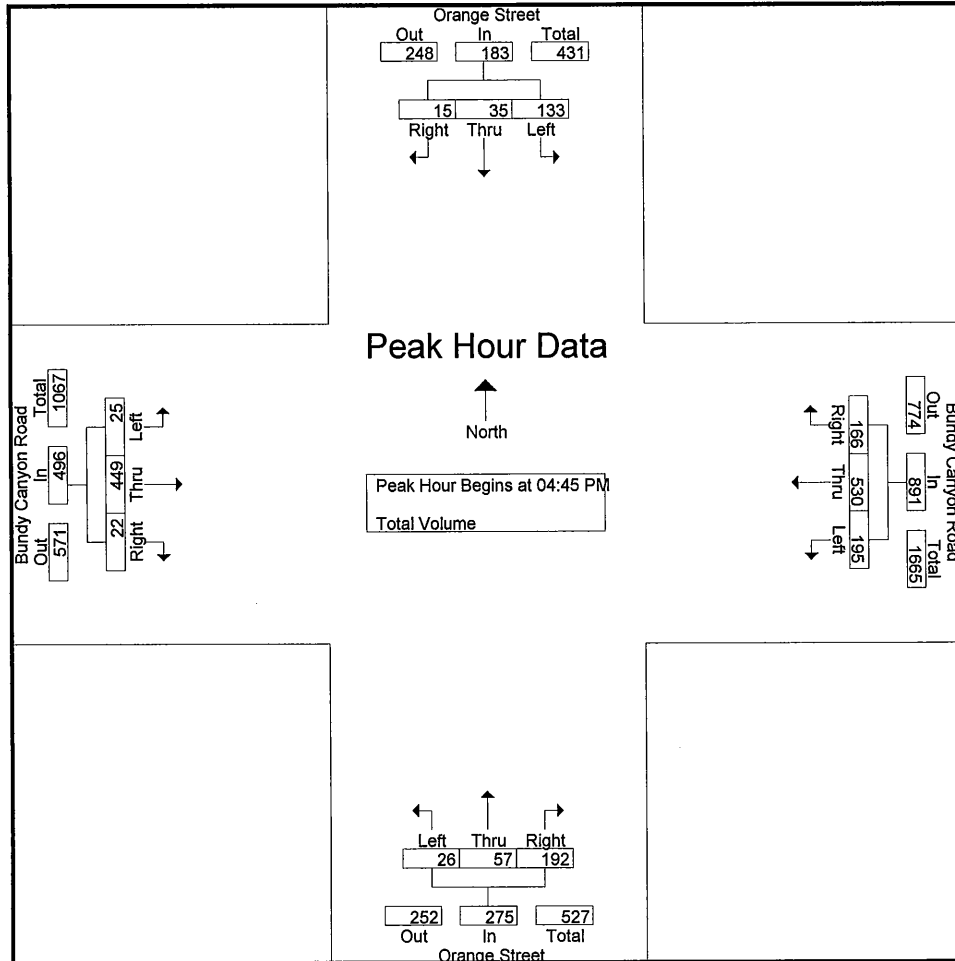
	Orange Street Southbound				Bundy Canyon Road Westbound				Orange Street Northbound				Bundy Canyon Road Eastbound				
Start Time	Left	Thru	Right	App. Total	Left	Thru	Right	App. Total	Left	Thru	Right	App. Total	Left	Thru	Right	App. Total	Int. Total
04:00 PM	26	8	3	37	69	115	34	218	1	12	45	58	6	140	3	149	462
04:15 PM	38	14	2	54	48	141	36	225	3	8	44	55	9	90	4	103	437
04:30 PM	41	12	7	60	49	116	41	206	3	12	42	57	9	108	2	119	442
04:45 PM	27	6	2	35	50	132	39	221	9	14	58	81	6	107	6	119	456
Total	132	40	14	186	216	504	150	870	16	46	189	251	30	445	15	490	1797
05:00 PM	36	12	5	53	53	102	44	199	2	15	60	77	5	121	3	129	458
05:15 PM	37	9	1	47	52	157	43	252	6	8	38	52	8	109	8	125	476
05:30 PM	33	8	7	48	40	139	40	219	9	20	36	65	6	112	5	123	455
05:45 PM	33	7	1	41	42	117	33	192	2	7	37	46	6	95	4	105	384
Total	139	36	14	189	187	515	160	862	19	50	171	240	25	437	20	482	1773
Grand Total	271	76	28	375	403	1019	310	1732	35	96	360	491	55	882	35	972	3570
Apprch %	72.3	20.3	7.5		23.3	58.8	17.9		7.1	19.6	73.3		5.7	90.7	3.6		
Total %	7.6	2.1	0.8	10.5	11.3	28.5	8.7	48.5	1	2.7	10.1	13.8	1.5	24.7	1	27.2	

	Orange Street Southbound				Bundy Canyon Road Westbound				Orange Street Northbound				Bundy Canyon Road Eastbound				
Start Time	Left	Thru	Right	App. Total	Left	Thru	Right	App. Total	Left	Thru	Right	App. Total	Left	Thru	Right	App. Total	Int. Total
Peak Hour Analysis From 04:00 PM to 05:45 PM - Peak 1 of 1																	
Peak Hour for Entire Intersection Begins at 04:45 PM																	
04:45 PM	27	6	2	35	50	132	39	221	9	14	58	81	6	107	6	119	456
05:00 PM	36	12	5	53	53	102	44	199	2	15	60	77	5	121	3	129	458
05:15 PM	37	9	1	47	52	157	43	252	6	8	38	52	8	109	8	125	476
05:30 PM	33	8	7	48	40	139	40	219	9	20	36	65	6	112	5	123	455
Total Volume	133	35	15	183	195	530	166	891	26	57	192	275	25	449	22	496	1845
% App. Total	72.7	19.1	8.2		21.9	59.5	18.6		9.5	20.7	69.8		5	90.5	4.4		
PHF	.899	.729	.536	.863	.920	.844	.943	.884	.722	.713	.800	.849	.781	.928	.688	.961	.969

Counts Unlimited
PO Box 1178
Corona, CA 92878
(951) 268-6268

City of Wildomar
N/S: Orange Street
E/W: Bundy Canyon Road
Weather: Clear

File Name : WDMORBUPM
Site Code : 05716654
Start Date : 12/8/2016
Page No : 2



Peak Hour Analysis From 04:00 PM to 05:45 PM - Peak 1 of 1
Peak Hour for Each Approach Begins at:

	04:15 PM				04:45 PM				04:45 PM				04:45 PM			
+0 mins.	38	14	2	54	50	132	39	221	9	14	58	81	6	107	6	119
+15 mins.	41	12	7	60	53	102	44	199	2	15	60	77	5	121	3	129
+30 mins.	27	6	2	35	52	157	43	252	6	8	38	52	8	109	8	125
+45 mins.	36	12	5	53	40	139	40	219	9	20	36	65	6	112	5	123
Total Volume	142	44	16	202	195	530	166	891	26	57	192	275	25	449	22	496
% App. Total	70.3	21.8	7.9		21.9	59.5	18.6		9.5	20.7	69.8		5	90.5	4.4	
PHF	.866	.786	.571	.842	.920	.844	.943	.884	.722	.713	.800	.849	.781	.928	.688	.961

Counts Unlimited
PO Box 1178
Corona, CA 92878
(951) 268-6268

City of Wildomar
N/S: Orange Street
E/W: Bundy Canyon Road
Weather: Clear

File Name : WDMORBUSAT
Site Code : 05716654
Start Date : 12/10/2016
Page No : 1

Groups Printed- Total Volume

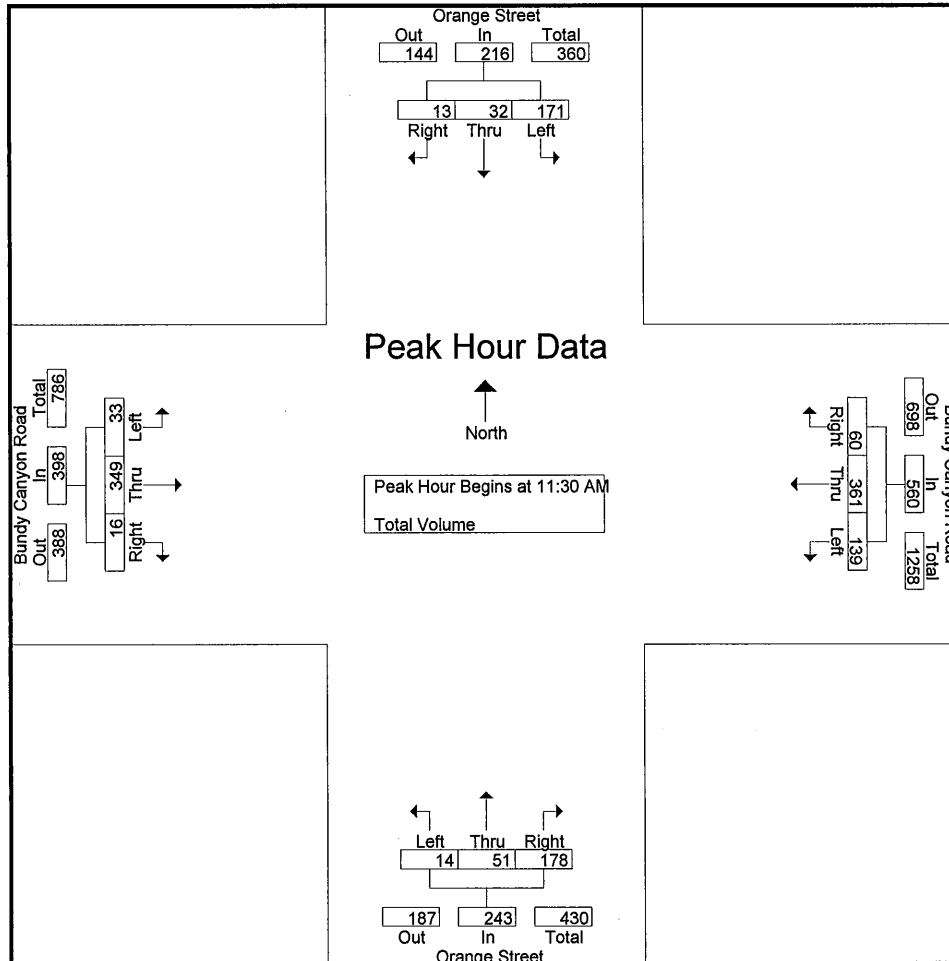
	Orange Street Southbound				Bundy Canyon Road Westbound				Orange Street Northbound				Bundy Canyon Road Eastbound				
Start Time	Left	Thru	Right	App. Total	Left	Thru	Right	App. Total	Left	Thru	Right	App. Total	Left	Thru	Right	App. Total	Int. Total
11:00 AM	38	5	2	45	25	87	13	125	2	12	40	54	12	97	2	111	335
11:15 AM	47	3	4	54	24	82	11	117	1	15	42	58	13	79	2	94	323
11:30 AM	33	6	4	43	29	87	18	134	3	16	51	70	8	84	4	96	343
11:45 AM	49	8	3	60	35	90	17	142	4	11	36	51	8	74	3	85	338
Total	167	22	13	202	113	346	59	518	10	54	169	233	41	334	11	386	1339
12:00 PM	37	12	6	55	42	94	13	149	5	14	54	73	10	80	8	98	375
12:15 PM	52	6	0	58	33	90	12	135	2	10	37	49	7	111	1	119	361
12:30 PM	36	7	1	44	28	88	13	129	3	12	30	45	10	84	5	99	317
12:45 PM	39	4	2	45	30	90	15	135	7	5	31	43	9	69	4	82	305
Total	164	29	9	202	133	362	53	548	17	41	152	210	36	344	18	398	1358
01:00 PM	33	3	2	38	30	97	32	159	4	3	27	34	8	71	2	81	312
01:15 PM	28	8	1	37	28	89	29	146	5	8	36	49	7	88	2	97	329
01:30 PM	26	6	3	35	32	80	28	140	3	7	35	45	5	87	4	96	316
01:45 PM	34	8	2	44	34	85	14	133	2	12	30	44	11	77	3	91	312
Total	121	25	8	154	124	351	103	578	14	30	128	172	31	323	11	365	1269
Grand Total	452	76	30	558	370	1059	215	1644	41	125	449	615	108	1001	40	1149	3966
Apprch %	81	13.6	5.4		22.5	64.4	13.1		6.7	20.3	73		9.4	87.1	3.5		
Total %	11.4	1.9	0.8	14.1	9.3	26.7	5.4	41.5	1	3.2	11.3	15.5	2.7	25.2	1	29	

	Orange Street Southbound				Bundy Canyon Road Westbound				Orange Street Northbound				Bundy Canyon Road Eastbound				
Start Time	Left	Thru	Right	App. Total	Left	Thru	Right	App. Total	Left	Thru	Right	App. Total	Left	Thru	Right	App. Total	Int. Total
Peak Hour Analysis From 11:00 AM to 01:45 PM - Peak 1 of 1																	
Peak Hour for Entire Intersection Begins at 11:30 AM																	
11:30 AM	33	6	4	43	29	87	18	134	3	16	51	70	8	84	4	96	343
11:45 AM	49	8	3	60	35	90	17	142	4	11	36	51	8	74	3	85	338
12:00 PM	37	12	6	55	42	94	13	149	5	14	54	73	10	80	8	98	375
12:15 PM	52	6	0	58	33	90	12	135	2	10	37	49	7	111	1	119	361
Total Volume	171	32	13	216	139	361	60	560	14	51	178	243	33	349	16	398	1417
% App. Total	79.2	14.8	6		24.8	64.5	10.7		5.8	21	73.3		8.3	87.7	4		
PHF	.822	.667	.542	.900	.827	.960	.833	.940	.700	.797	.824	.832	.825	.786	.500	.836	.945

Counts Unlimited
PO Box 1178
Corona, CA 92878
(951) 268-6268

City of Wildomar
N/S: Orange Street
E/W: Bundy Canyon Road
Weather: Clear

File Name : WDMORBUSAT
Site Code : 05716654
Start Date : 12/10/2016
Page No : 2



Peak Hour Analysis From 11:00 AM to 01:45 PM - Peak 1 of 1
Peak Hour for Each Approach Begins at:

	11:45 AM				12:45 PM				11:15 AM				11:45 AM			
+0 mins.	49	8	3	60	30	90	15	135	1	15	42	58	8	74	3	85
+15 mins.	37	12	6	55	30	97	32	159	3	16	51	70	10	80	8	98
+30 mins.	52	6	0	58	28	89	29	146	4	11	36	51	7	111	1	119
+45 mins.	36	7	1	44	32	80	28	140	5	14	54	73	10	84	5	99
Total Volume	174	33	10	217	120	356	104	580	13	56	183	252	35	349	17	401
% App. Total	80.2	15.2	4.6		20.7	61.4	17.9		5.2	22.2	72.6		8.7	87	4.2	
PHF	.837	.688	.417	.904	.938	.918	.813	.912	.650	.875	.847	.863	.875	.786	.531	.842

Counts Unlimited
PO Box 1178
Corona, CA 92878
(951) 268-6268

City of Wildomar
N/S: I-15 Southbound Ramps
E/W: Bundy Canyon Road
Weather: Clear

File Name : WDM15SBUAM
Site Code : 05716654
Start Date : 12/8/2016
Page No : 1

Groups Printed- Total Volume

	I-15 Southbound Off Ramp Southbound				Bundy Canyon Road Westbound				I-15 Southbound On Ramp Northbound				Bundy Canyon Road Eastbound				
Start Time	Left	Thru	Right	App. Total	Left	Thru	Right	App. Total	Left	Thru	Right	App. Total	Left	Thru	Right	App. Total	Int. Total
07:00 AM	32	0	64	96	78	159	0	237	0	0	0	0	0	106	97	203	536
07:15 AM	49	0	105	154	107	155	0	262	0	0	0	0	0	139	127	266	682
07:30 AM	53	0	40	93	103	118	0	221	0	0	0	0	0	126	154	280	594
07:45 AM	44	1	50	95	128	126	0	254	0	0	0	0	0	80	107	187	536
Total	178	1	259	438	416	558	0	974	0	0	0	0	0	451	485	936	2348
08:00 AM	30	0	40	70	117	115	0	232	0	0	0	0	0	77	83	160	462
08:15 AM	26	0	41	67	80	78	0	158	0	0	0	0	0	67	89	156	381
08:30 AM	24	1	28	53	86	103	0	189	0	0	0	0	0	63	78	141	383
08:45 AM	34	0	19	53	78	87	0	165	0	0	0	0	0	76	64	140	358
Total	114	1	128	243	361	383	0	744	0	0	0	0	0	283	314	597	1584
Grand Total	292	2	387	681	777	941	0	1718	0	0	0	0	0	734	799	1533	3932
Apprch %	42.9	0.3	56.8		45.2	54.8	0		0	0	0		0	47.9	52.1		
Total %	7.4	0.1	9.8	17.3	19.8	23.9	0	43.7	0	0	0	0	0	18.7	20.3	39	

	I-15 Southbound Off Ramp Southbound				Bundy Canyon Road Westbound				I-15 Southbound On Ramp Northbound				Bundy Canyon Road Eastbound				
Start Time	Left	Thru	Right	App. Total	Left	Thru	Right	App. Total	Left	Thru	Right	App. Total	Left	Thru	Right	App. Total	Int. Total
07:00 AM	32	0	64	96	78	159	0	237	0	0	0	0	0	106	97	203	536
07:15 AM	49	0	105	154	107	155	0	262	0	0	0	0	0	139	127	266	682
07:30 AM	53	0	40	93	103	118	0	221	0	0	0	0	0	126	154	280	594
07:45 AM	44	1	50	95	128	126	0	254	0	0	0	0	0	80	107	187	536
Total Volume	178	1	259	438	416	558	0	974	0	0	0	0	0	451	485	936	2348
% App. Total	40.6	0.2	59.1		42.7	57.3	0		0	0	0		0	48.2	51.8		
PHF	.840	.250	.617	.711	.813	.877	.000	.929	.000	.000	.000	.000	.000	.811	.787	.836	.861

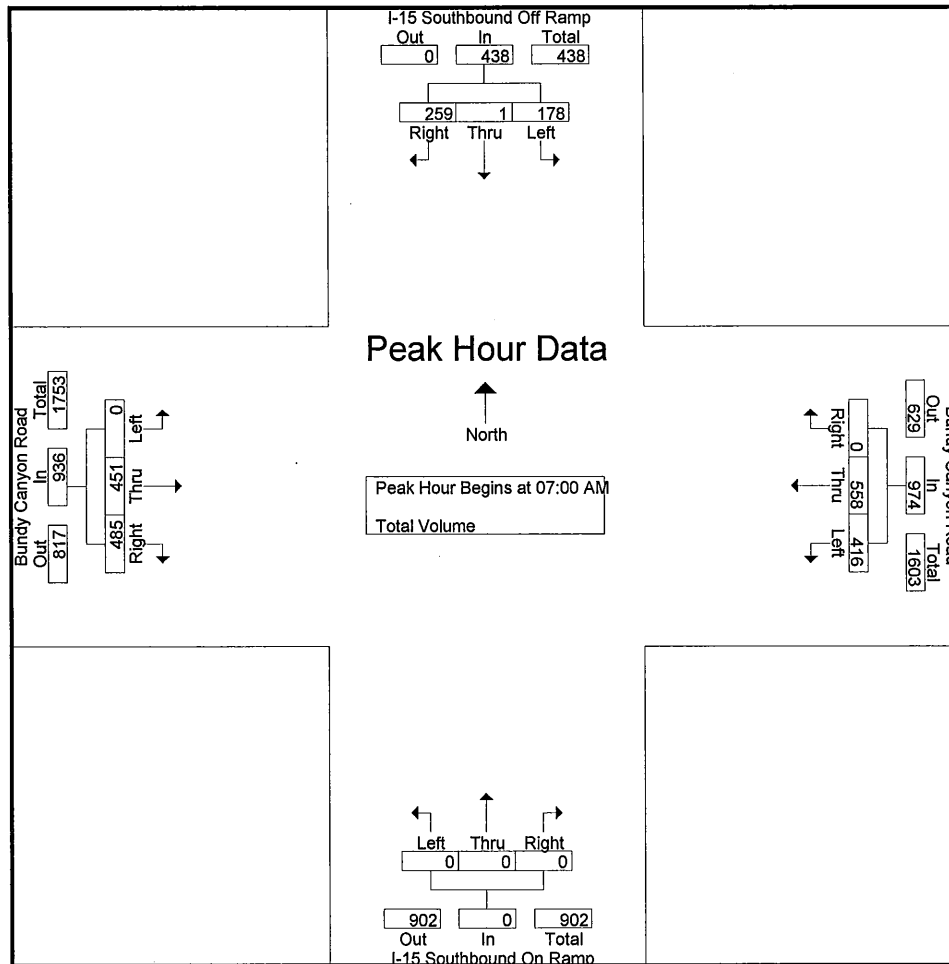
Peak Hour Analysis From 07:00 AM to 08:45 AM - Peak 1 of 1

Peak Hour for Entire Intersection Begins at 07:00 AM

Counts Unlimited
PO Box 1178
Corona, CA 92878
(951) 268-6268

City of Wildomar
N/S: I-15 Southbound Ramps
E/W: Bundy Canyon Road
Weather: Clear

File Name : WDM15SBUAM
Site Code : 05716654
Start Date : 12/8/2016
Page No : 2



Peak Hour Analysis From 07:00 AM to 08:45 AM - Peak 1 of 1
Peak Hour for Each Approach Begins at:

	07:00 AM				07:00 AM				07:00 AM				07:00 AM			
+0 mins.	32	0	64	96	78	159	0	237	0	0	0	0	0	106	97	203
+15 mins.	49	0	105	154	107	155	0	262	0	0	0	0	0	139	127	266
+30 mins.	53	0	40	93	103	118	0	221	0	0	0	0	0	126	154	280
+45 mins.	44	1	50	95	128	126	0	254	0	0	0	0	0	80	107	187
Total Volume	178	1	259	438	416	558	0	974	0	0	0	0	0	451	485	936
% App. Total	40.6	0.2	59.1		42.7	57.3	0		0	0	0		0	48.2	51.8	
PHF	.840	.250	.617	.711	.813	.877	.000	.929	.000	.000	.000	.000	.000	.811	.787	.836

Counts Unlimited
PO Box 1178
Corona, CA 92878
(951) 268-6268

City of Wildomar
N/S: I-15 Southbound Ramps
E/W: Bundy Canyon Road
Weather: Clear

File Name : WDM15SBUPM
Site Code : 05716654
Start Date : 12/8/2016
Page No : 1

Groups Printed- Total Volume

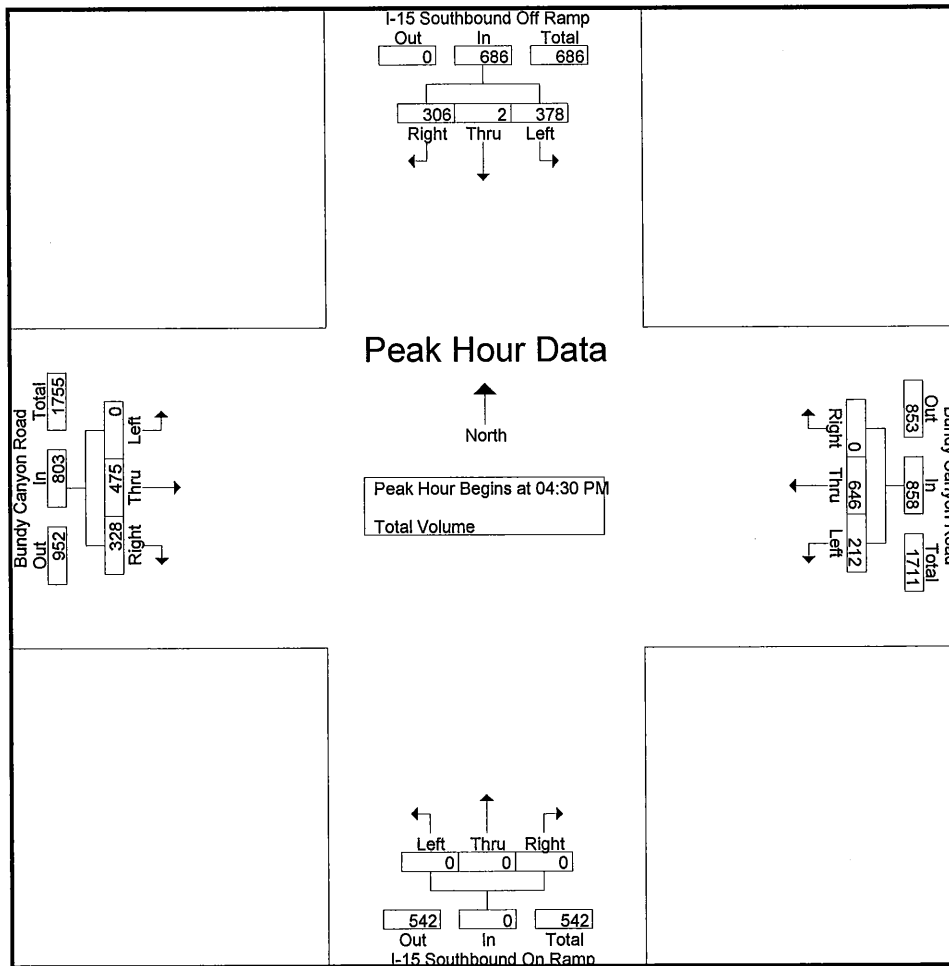
Start Time	I-15 Southbound Off Ramp Southbound				Bundy Canyon Road Westbound				I-15 Southbound On Ramp Northbound				Bundy Canyon Road Eastbound				Int. Total
	Left	Thru	Right	App. Total	Left	Thru	Right	App. Total	Left	Thru	Right	App. Total	Left	Thru	Right	App. Total	
04:00 PM	99	0	75	174	65	149	0	214	0	0	0	0	0	121	83	204	592
04:15 PM	94	0	76	170	69	164	0	233	0	0	0	0	0	102	80	182	585
04:30 PM	99	1	68	168	69	155	0	224	0	0	0	0	0	108	88	196	588
04:45 PM	91	0	78	169	43	165	0	208	0	0	0	0	0	111	87	198	575
Total	383	1	297	681	246	633	0	879	0	0	0	0	0	442	338	780	2340
05:00 PM	90	0	64	154	51	157	0	208	0	0	0	0	0	134	86	220	582
05:15 PM	98	1	96	195	49	169	0	218	0	0	0	0	0	122	67	189	602
05:30 PM	101	2	77	180	68	156	0	224	0	0	0	0	0	119	63	182	586
05:45 PM	124	1	81	206	45	125	0	170	0	0	0	0	0	79	84	163	539
Total	413	4	318	735	213	607	0	820	0	0	0	0	0	454	300	754	2309
Grand Total	796	5	615	1416	459	1240	0	1699	0	0	0	0	0	896	638	1534	4649
Apprch %	56.2	0.4	43.4		27	73	0		0	0	0		0	58.4	41.6		
Total %	17.1	0.1	13.2	30.5	9.9	26.7	0	36.5	0	0	0	0	0	19.3	13.7	33	

	I-15 Southbound Off Ramp Southbound				Bundy Canyon Road Westbound				I-15 Southbound On Ramp Northbound				Bundy Canyon Road Eastbound				
Start Time	Left	Thru	Right	App. Total	Left	Thru	Right	App. Total	Left	Thru	Right	App. Total	Left	Thru	Right	App. Total	Int. Total
Peak Hour Analysis From 04:00 PM to 05:45 PM - Peak 1 of 1																	
Peak Hour for Entire Intersection Begins at 04:30 PM																	
04:30 PM	99	1	68	168	69	155	0	224	0	0	0	0	0	108	88	196	588
04:45 PM	91	0	78	169	43	165	0	208	0	0	0	0	0	111	87	198	575
05:00 PM	90	0	64	154	51	157	0	208	0	0	0	0	0	134	86	220	582
05:15 PM	98	1	96	195	49	169	0	218	0	0	0	0	0	122	67	189	602
Total Volume	378	2	306	686	212	646	0	858	0	0	0	0	0	475	328	803	2347
% App. Total	55.1	0.3	44.6		24.7	75.3	0		0	0	0		0	59.2	40.8		
PHF	.955	.500	.797	.879	.768	.956	.000	.958	.000	.000	.000	.000	.000	.886	.932	.913	.975

Counts Unlimited
PO Box 1178
Corona, CA 92878
(951) 268-6268

City of Wildomar
N/S: I-15 Southbound Ramps
E/W: Bundy Canyon Road
Weather: Clear

File Name : WDM15SBUPM
Site Code : 05716654
Start Date : 12/8/2016
Page No : 2



Peak Hour Analysis From 04:00 PM to 05:45 PM - Peak 1 of 1
Peak Hour for Each Approach Begins at:

	05:00 PM				04:00 PM				04:00 PM				04:30 PM			
+0 mins.	90	0	64	154	65	149	0	214	0	0	0	0	0	108	88	196
+15 mins.	98	1	96	195	69	164	0	233	0	0	0	0	0	111	87	198
+30 mins.	101	2	77	180	69	155	0	224	0	0	0	0	0	134	86	220
+45 mins.	124	1	81	206	43	165	0	208	0	0	0	0	0	122	67	189
Total Volume	413	4	318	735	246	633	0	879	0	0	0	0	0	475	328	803
% App. Total	56.2	0.5	43.3		28	72	0		0	0	0		0	59.2	40.8	
PHF	.833	.500	.828	.892	.891	.959	.000	.943	.000	.000	.000	.000	.000	.886	.932	.913

Counts Unlimited
PO Box 1178
Corona, CA 92878
(951) 268-6268

City of Wildomar
N/S: I-15 Southbound Ramps
E/W: Bundy Canyon Road
Weather: Clear

File Name : WDM15SBUSAT
Site Code : 05716654
Start Date : 12/10/2016
Page No : 1

Groups Printed- Total Volume

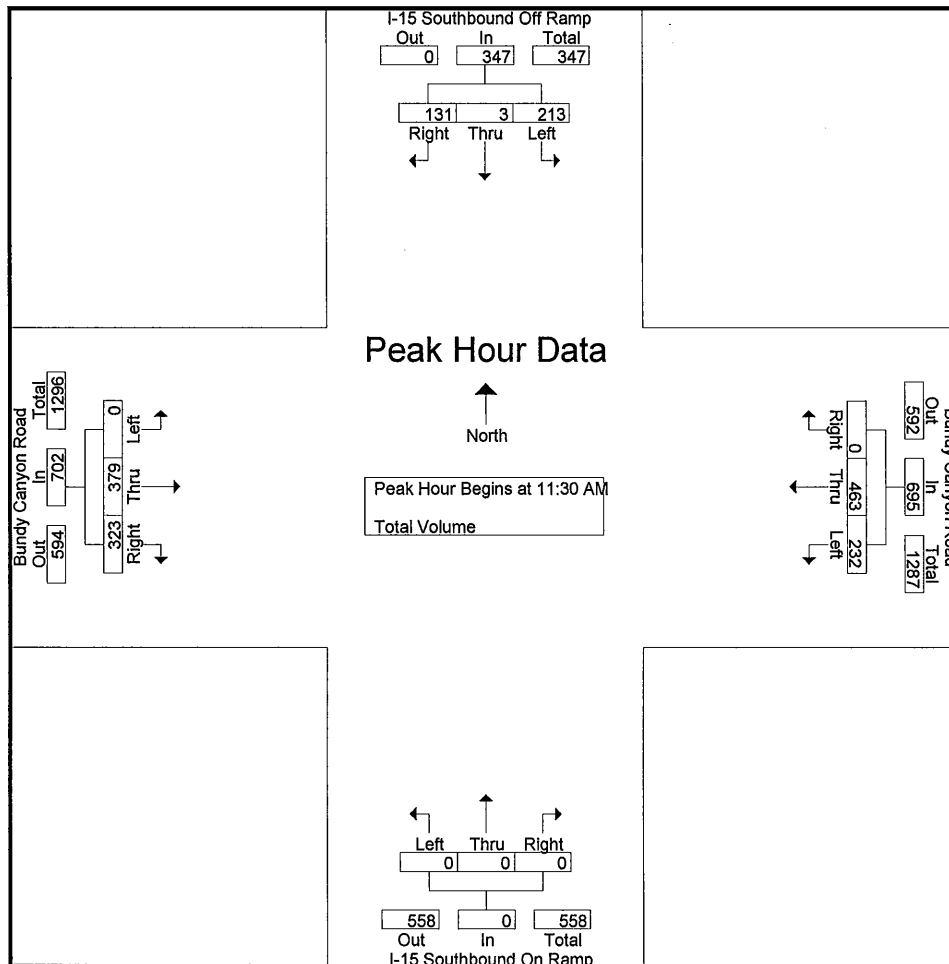
Start Time	I-15 Southbound Off Ramp Southbound				Bundy Canyon Road Westbound				I-15 Southbound On Ramp Northbound				Bundy Canyon Road Eastbound				Int. Total
	Left	Thru	Right	App. Total	Left	Thru	Right	App. Total	Left	Thru	Right	App. Total	Left	Thru	Right	App. Total	
11:00 AM	46	2	24	72	67	104	0	171	0	0	0	0	0	102	73	175	418
11:15 AM	50	1	21	72	50	96	0	146	0	0	0	0	0	100	71	171	389
11:30 AM	51	1	27	79	58	120	0	178	0	0	0	0	0	80	88	168	425
11:45 AM	54	0	28	82	63	121	0	184	0	0	0	0	0	85	73	158	424
Total	201	4	100	305	238	441	0	679	0	0	0	0	0	367	305	672	1656
12:00 PM	61	1	51	113	52	114	0	166	0	0	0	0	0	100	71	171	450
12:15 PM	47	1	25	73	59	108	0	167	0	0	0	0	0	114	91	205	445
12:30 PM	63	0	34	97	56	107	0	163	0	0	0	0	0	67	83	150	410
12:45 PM	55	1	26	82	70	125	0	195	0	0	0	0	0	67	73	140	417
Total	226	3	136	365	237	454	0	691	0	0	0	0	0	348	318	666	1722
01:00 PM	100	0	38	138	66	106	0	172	0	0	0	0	0	59	65	124	434
01:15 PM	62	0	34	96	50	124	0	174	0	0	0	0	0	82	70	152	422
01:30 PM	61	2	36	99	55	114	0	169	0	0	0	0	0	84	69	153	421
01:45 PM	63	0	33	96	43	102	0	145	0	0	0	0	0	66	71	137	378
Total	286	2	141	429	214	446	0	660	0	0	0	0	0	291	275	566	1655
Grand Total	713	9	377	1099	689	1341	0	2030	0	0	0	0	0	1006	898	1904	5033
Apprch %	64.9	0.8	34.3		33.9	66.1	0		0	0	0		0	52.8	47.2		
Total %	14.2	0.2	7.5	21.8	13.7	26.6	0	40.3	0	0	0	0	0	20	17.8	37.8	

	I-15 Southbound Off Ramp Southbound				Bundy Canyon Road Westbound				I-15 Southbound On Ramp Northbound				Bundy Canyon Road Eastbound				
Start Time	Left	Thru	Right	App. Total	Left	Thru	Right	App. Total	Left	Thru	Right	App. Total	Left	Thru	Right	App. Total	Int. Total
Peak Hour Analysis From 11:00 AM to 01:45 PM - Peak 1 of 1																	
Peak Hour for Entire Intersection Begins at 11:30 AM																	
11:30 AM	51	1	27	79	58	120	0	178	0	0	0	0	0	80	88	168	425
11:45 AM	54	0	28	82	63	121	0	184	0	0	0	0	0	85	73	158	424
12:00 PM	61	1	51	113	52	114	0	166	0	0	0	0	0	100	71	171	450
12:15 PM	47	1	25	73	59	108	0	167	0	0	0	0	0	114	91	205	445
Total Volume	213	3	131	347	232	463	0	695	0	0	0	0	0	379	323	702	1744
% App. Total	61.4	0.9	37.8		33.4	66.6	0		0	0	0		0	54	46		
PHF	.873	.750	.642	.768	.921	.957	.000	.944	.000	.000	.000	.000	.000	.831	.887	.856	.969

Counts Unlimited
PO Box 1178
Corona, CA 92878
(951) 268-6268

City of Wildomar
N/S: I-15 Southbound Ramps
E/W: Bundy Canyon Road
Weather: Clear

File Name : WDM15SBUSAT
Site Code : 05716654
Start Date : 12/10/2016
Page No : 2



Peak Hour Analysis From 11:00 AM to 01:45 PM - Peak 1 of 1
Peak Hour for Each Approach Begins at:

	01:00 PM				12:45 PM				11:00 AM				11:30 AM			
+0 mins.	100	0	38	138	70	125	0	195	0	0	0	0	0	80	88	168
+15 mins.	62	0	34	96	66	106	0	172	0	0	0	0	0	85	73	158
+30 mins.	61	2	36	99	50	124	0	174	0	0	0	0	0	100	71	171
+45 mins.	63	0	33	96	55	114	0	169	0	0	0	0	0	114	91	205
Total Volume	286	2	141	429	241	469	0	710	0	0	0	0	0	379	323	702
% App. Total	66.7	0.5	32.9		33.9	66.1	0		0	0	0		0	54	46	
PHF	.715	.250	.928	.777	.861	.938	.000	.910	.000	.000	.000	.000	.000	.831	.887	.856

Counts Unlimited
PO Box 1178
Corona, CA 92878
(951) 268-6268

City of Wildomar
N/S: I-15 Northbound Ramps
E/W: Bundy Canyon Road
Weather: Clear

File Name : WDM15NBUAM
Site Code : 05716654
Start Date : 12/8/2016
Page No : 1

Groups Printed- Total Volume

Start Time	I-15 Northbound On Ramp Southbound				Bundy Canyon Road Westbound				I-15 Northbound Off Ramp Northbound				Bundy Canyon Road Eastbound				Int. Total
	Left	Thru	Right	App. Total	Left	Thru	Right	App. Total	Left	Thru	Right	App. Total	Left	Thru	Right	App. Total	
07:00 AM	0	0	0	0	0	170	81	251	68	0	31	99	48	90	0	138	488
07:15 AM	0	0	0	0	0	172	93	265	82	0	30	112	78	109	0	187	564
07:30 AM	0	0	0	0	0	163	76	239	56	0	35	91	71	112	0	183	513
07:45 AM	0	0	0	0	0	177	75	252	78	2	48	128	44	80	0	124	504
Total	0	0	0	0	0	682	325	1007	284	2	144	430	241	391	0	632	2069
08:00 AM	0	0	0	0	0	148	79	227	84	0	55	139	34	66	0	100	466
08:15 AM	0	0	0	0	0	123	76	199	35	1	49	85	37	64	0	101	385
08:30 AM	0	0	0	0	0	130	54	184	52	2	43	97	29	57	0	86	367
08:45 AM	0	0	0	0	0	118	57	175	41	0	47	88	27	78	0	105	368
Total	0	0	0	0	0	519	266	785	212	3	194	409	127	265	0	392	1586
Grand Total	0	0	0	0	0	1201	591	1792	496	5	338	839	368	656	0	1024	3655
Apprch %	0	0	0	0	0	67	33		59.1	0.6	40.3		35.9	64.1	0		
Total %	0	0	0	0	0	32.9	16.2	49	13.6	0.1	9.2	23	10.1	17.9	0	28	

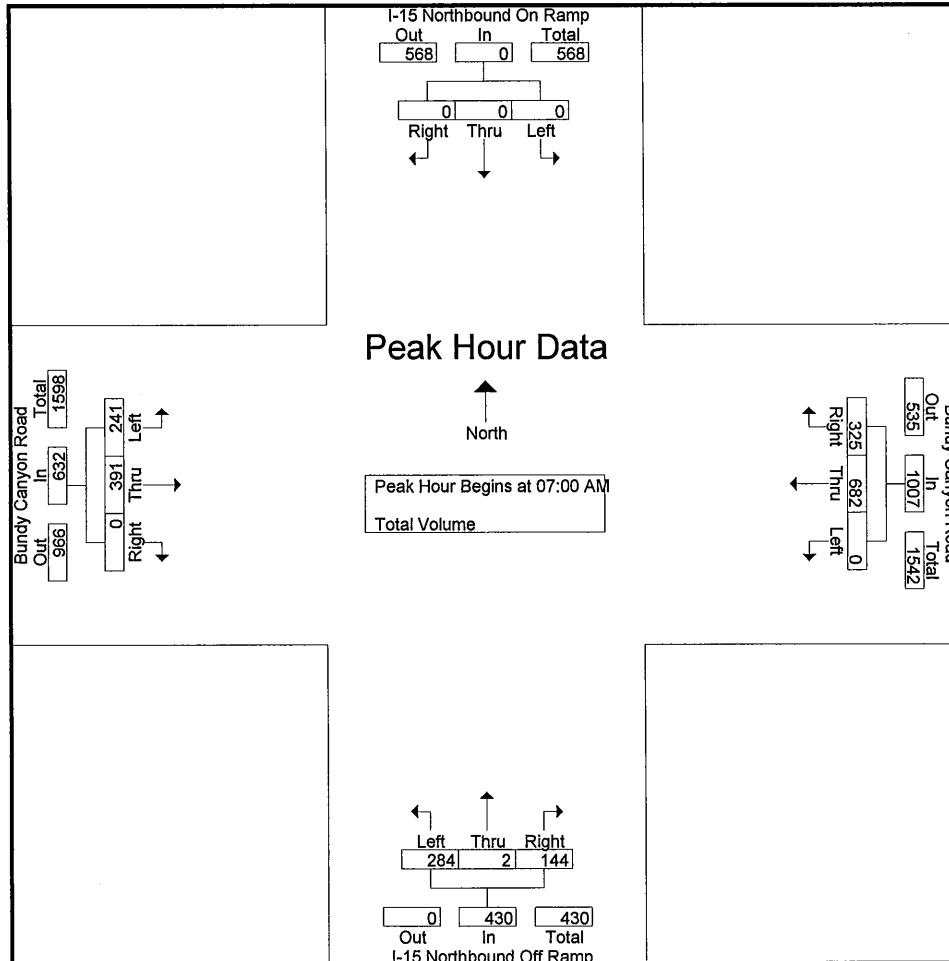
Start Time	I-15 Northbound On Ramp Southbound				Bundy Canyon Road Westbound				I-15 Northbound Off Ramp Northbound				Bundy Canyon Road Eastbound				Int. Total
	Left	Thru	Right	App. Total	Left	Thru	Right	App. Total	Left	Thru	Right	App. Total	Left	Thru	Right	App. Total	
07:00 AM	0	0	0	0	0	170	81	251	68	0	31	99	48	90	0	138	488
07:15 AM	0	0	0	0	0	172	93	265	82	0	30	112	78	109	0	187	564
07:30 AM	0	0	0	0	0	163	76	239	56	0	35	91	71	112	0	183	513
07:45 AM	0	0	0	0	0	177	75	252	78	2	48	128	44	80	0	124	504
Total Volume	0	0	0	0	0	682	325	1007	284	2	144	430	241	391	0	632	2069
% App. Total	0	0	0	0	0	67.7	32.3		66	0.5	33.5		38.1	61.9	0		
PHF	.000	.000	.000	.000	.000	.963	.874	.950	.866	.250	.750	.840	.772	.873	.000	.845	.917

Peak Hour Analysis From 07:00 AM to 08:45 AM - Peak 1 of 1
Peak Hour for Entire Intersection Begins at 07:00 AM

Counts Unlimited
PO Box 1178
Corona, CA 92878
(951) 268-6268

City of Wildomar
N/S: I-15 Northbound Ramps
E/W: Bundy Canyon Road
Weather: Clear

File Name : WDM15NBUAM
Site Code : 05716654
Start Date : 12/8/2016
Page No : 2



Peak Hour Analysis From 07:00 AM to 08:45 AM - Peak 1 of 1
Peak Hour for Each Approach Begins at:

	07:00 AM				07:00 AM				07:15 AM				07:00 AM			
+0 mins.	0	0	0	0	0	170	81	251	82	0	30	112	48	90	0	138
+15 mins.	0	0	0	0	0	172	93	265	56	0	35	91	78	109	0	187
+30 mins.	0	0	0	0	0	163	76	239	78	2	48	128	71	112	0	183
+45 mins.	0	0	0	0	0	177	75	252	84	0	55	139	44	80	0	124
Total Volume	0	0	0	0	0	682	325	1007	300	2	168	470	241	391	0	632
% App. Total	0	0	0	0	0	67.7	32.3		63.8	0.4	35.7		38.1	61.9	0	
PHF	.000	.000	.000	.000	.000	.963	.874	.950	.893	.250	.764	.845	.772	.873	.000	.845

Counts Unlimited
PO Box 1178
Corona, CA 92878
(951) 268-6268

City of Wildomar
N/S: I-15 Northbound Ramps
E/W: Bundy Canyon Road
Weather: Clear

File Name : WDM15NBUPM
Site Code : 05716654
Start Date : 12/8/2016
Page No : 1

Groups Printed- Total Volume

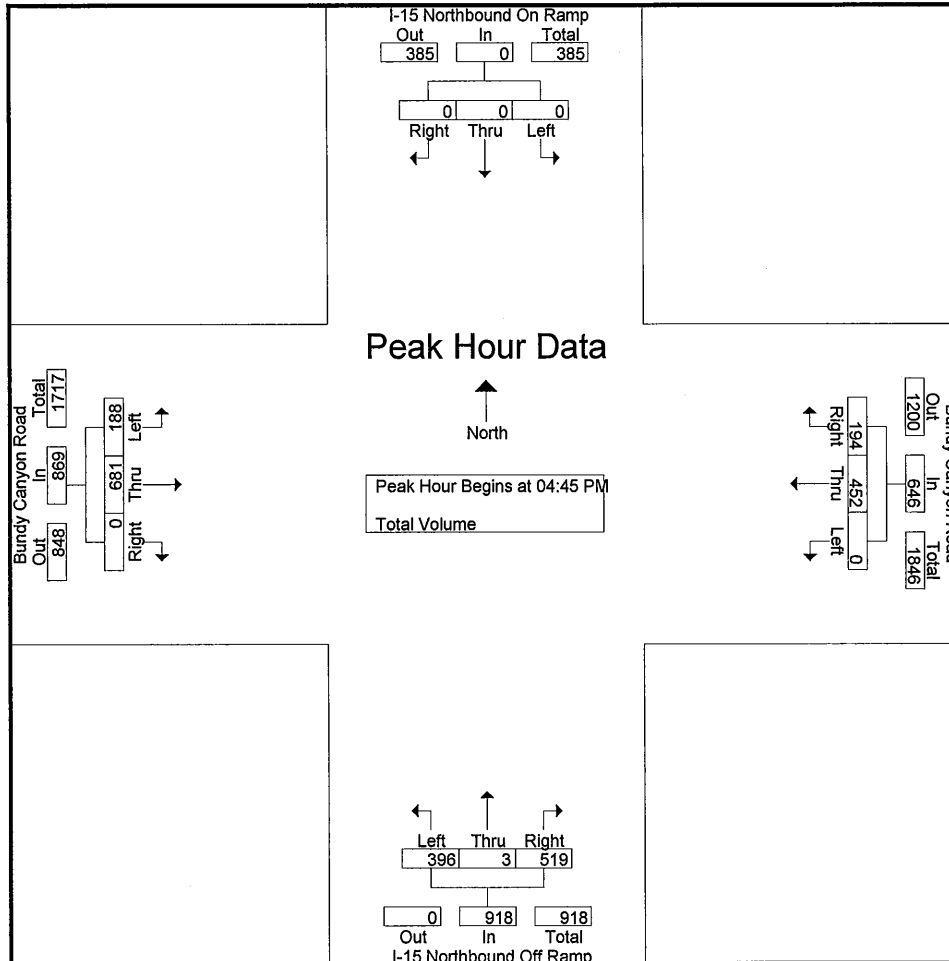
Start Time	I-15 Northbound On Ramp Southbound				Bundy Canyon Road Westbound				I-15 Northbound Off Ramp Northbound				Bundy Canyon Road Eastbound				Int. Total
	Left	Thru	Right	App. Total	Left	Thru	Right	App. Total	Left	Thru	Right	App. Total	Left	Thru	Right	App. Total	
04:00 PM	0	0	0	0	0	122	84	206	94	0	110	204	49	172	0	221	631
04:15 PM	0	0	0	0	0	126	41	167	102	1	124	227	41	163	0	204	598
04:30 PM	0	0	0	0	0	118	51	169	102	1	112	215	50	157	0	207	591
04:45 PM	0	0	0	0	0	101	58	159	101	2	147	250	29	174	0	203	612
Total	0	0	0	0	0	467	234	701	399	4	493	896	169	666	0	835	2432
05:00 PM	0	0	0	0	0	107	43	150	94	1	136	231	57	164	0	221	602
05:15 PM	0	0	0	0	0	112	47	159	105	0	131	236	40	178	0	218	613
05:30 PM	0	0	0	0	0	132	46	178	96	0	105	201	62	165	0	227	606
05:45 PM	0	0	0	0	0	91	35	126	75	1	110	186	50	155	0	205	517
Total	0	0	0	0	0	442	171	613	370	2	482	854	209	662	0	871	2338
Grand Total	0	0	0	0	0	909	405	1314	769	6	975	1750	378	1328	0	1706	4770
Apprch %	0	0	0		0	69.2	30.8		43.9	0.3	55.7		22.2	77.8	0		
Total %	0	0	0		0	19.1	8.5	27.5	16.1	0.1	20.4	36.7	7.9	27.8	0	35.8	

	I-15 Northbound On Ramp Southbound				Bundy Canyon Road Westbound				I-15 Northbound Off Ramp Northbound				Bundy Canyon Road Eastbound				
Start Time	Left	Thru	Right	App. Total	Left	Thru	Right	App. Total	Left	Thru	Right	App. Total	Left	Thru	Right	App. Total	Int. Total
Peak Hour Analysis From 04:00 PM to 05:45 PM - Peak 1 of 1																	
Peak Hour for Entire Intersection Begins at 04:45 PM																	
04:45 PM	0	0	0	0	0	101	58	159	101	2	147	250	29	174	0	203	612
05:00 PM	0	0	0	0	0	107	43	150	94	1	136	231	57	164	0	221	602
05:15 PM	0	0	0	0	0	112	47	159	105	0	131	236	40	178	0	218	613
05:30 PM	0	0	0	0	0	132	46	178	96	0	105	201	62	165	0	227	606
Total Volume	0	0	0	0	0	452	194	646	396	3	519	918	188	681	0	869	2433
% App. Total	0	0	0		0	70	30		43.1	0.3	56.5		21.6	78.4	0		
PHF	.000	.000	.000	.000	.000	.856	.836	.907	.943	.375	.883	.918	.758	.956	.000	.957	.992

Counts Unlimited
PO Box 1178
Corona, CA 92878
(951) 268-6268

City of Wildomar
N/S: I-15 Northbound Ramps
E/W: Bundy Canyon Road
Weather: Clear

File Name : WDM15NBUPM
Site Code : 05716654
Start Date : 12/8/2016
Page No : 2



Peak Hour Analysis From 04:00 PM to 05:45 PM - Peak 1 of 1
Peak Hour for Each Approach Begins at:

	04:00 PM				04:30 PM				05:00 PM			
+0 mins.	0	0	0	0	0	122	84	206	102	1	112	215
+15 mins.	0	0	0	0	0	126	41	167	101	2	147	250
+30 mins.	0	0	0	0	0	118	51	169	94	1	136	231
+45 mins.	0	0	0	0	0	101	58	159	105	0	131	236
Total Volume	0	0	0	0	0	467	234	701	402	4	526	932
% App. Total	0	0	0	0	0	66.6	33.4		43.1	0.4	56.4	
PHF	.000	.000	.000	.000	.000	.927	.696	.851	.957	.500	.895	.932

Counts Unlimited
PO Box 1178
Corona, CA 92878
(951) 268-6268

City of Wildomar
N/S: I-15 Northbound Ramps
E/W: Bundy Canyon Road
Weather: Clear

File Name : WDM15NBUSAT
Site Code : 05716654
Start Date : 12/10/2016
Page No : 1

Groups Printed- Total Volume

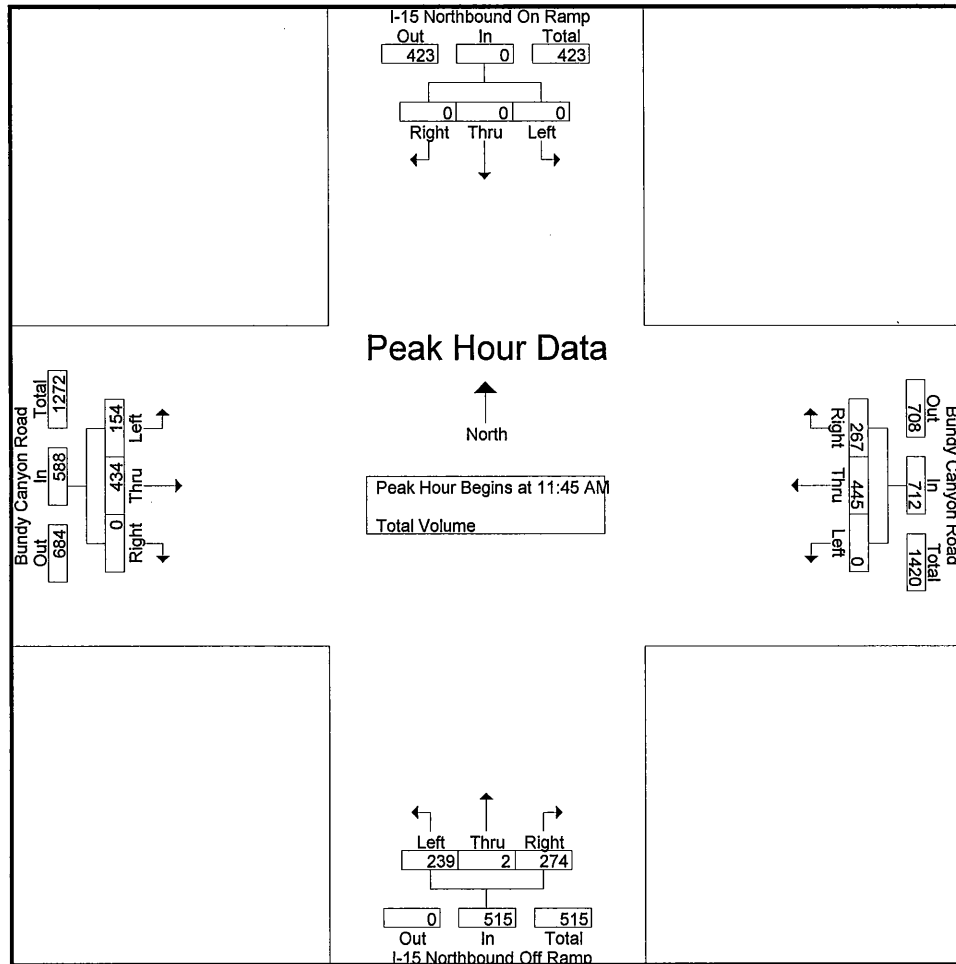
Start Time	I-15 Northbound On Ramp Southbound				Bundy Canyon Road Westbound				I-15 Northbound Off Ramp Northbound				Bundy Canyon Road Eastbound				Int. Total
	Left	Thru	Right	App. Total	Left	Thru	Right	App. Total	Left	Thru	Right	App. Total	Left	Thru	Right	App. Total	
11:00 AM	0	0	0	0	0	114	62	176	61	1	54	116	59	86	0	145	437
11:15 AM	0	0	0	0	0	103	66	169	52	0	47	99	42	104	0	146	414
11:30 AM	0	0	0	0	0	105	61	166	71	1	62	134	34	98	0	132	432
11:45 AM	0	0	0	0	0	122	78	200	65	1	65	131	38	98	0	136	467
Total	0	0	0	0	0	444	267	711	249	3	228	480	173	386	0	559	1750
12:00 PM	0	0	0	0	0	109	62	171	55	0	70	125	50	112	0	162	458
12:15 PM	0	0	0	0	0	108	65	173	61	0	56	117	40	115	0	155	445
12:30 PM	0	0	0	0	0	106	62	168	58	1	83	142	26	109	0	135	445
12:45 PM	0	0	0	0	0	131	50	181	62	1	76	139	21	105	0	126	446
Total	0	0	0	0	0	454	239	693	236	2	285	523	137	441	0	578	1794
01:00 PM	0	0	0	0	0	108	57	165	71	0	64	135	29	126	0	155	455
01:15 PM	0	0	0	0	0	100	55	155	77	0	84	161	38	108	0	146	462
01:30 PM	0	0	0	0	0	95	56	151	69	2	64	135	36	113	0	149	435
01:45 PM	0	0	0	0	0	94	57	151	52	1	76	129	30	99	0	129	409
Total	0	0	0	0	0	397	225	622	269	3	288	560	133	446	0	579	1761
Grand Total	0	0	0	0	0	1295	731	2026	754	8	801	1563	443	1273	0	1716	5305
Apprch %	0	0	0		0	63.9	36.1		48.2	0.5	51.2		25.8	74.2	0		
Total %	0	0	0		0	24.4	13.8	38.2	14.2	0.2	15.1	29.5	8.4	24	0	32.3	

	I-15 Northbound On Ramp Southbound				Bundy Canyon Road Westbound				I-15 Northbound Off Ramp Northbound				Bundy Canyon Road Eastbound				
Start Time	Left	Thru	Right	App. Total	Left	Thru	Right	App. Total	Left	Thru	Right	App. Total	Left	Thru	Right	App. Total	Int. Total
Peak Hour Analysis From 11:00 AM to 01:45 PM - Peak 1 of 1																	
Peak Hour for Entire Intersection Begins at 11:45 AM																	
11:45 AM	0	0	0	0	0	122	78	200	65	1	65	131	38	98	0	136	467
12:00 PM	0	0	0	0	0	109	62	171	55	0	70	125	50	112	0	162	458
12:15 PM	0	0	0	0	0	108	65	173	61	0	56	117	40	115	0	155	445
12:30 PM	0	0	0	0	0	106	62	168	58	1	83	142	26	109	0	135	445
Total Volume	0	0	0	0	0	445	267	712	239	2	274	515	154	434	0	588	1815
% App. Total	0	0	0		0	62.5	37.5		46.4	0.4	53.2		26.2	73.8	0		
PHF	.000	.000	.000	.000	.000	.912	.856	.890	.919	.500	.825	.907	.770	.943	.000	.907	.972

Counts Unlimited
PO Box 1178
Corona, CA 92878
(951) 268-6268

City of Wildomar
N/S: I-15 Northbound Ramps
E/W: Bundy Canyon Road
Weather: Clear

File Name : WDM15NBUSAT
Site Code : 05716654
Start Date : 12/10/2016
Page No : 2



Peak Hour Analysis From 11:00 AM to 01:45 PM - Peak 1 of 1
Peak Hour for Each Approach Begins at:

	11:00 AM				11:45 AM				12:30 PM				11:45 AM			
+0 mins.	0	0	0	0	0	122	78	200	58	1	83	142	38	98	0	136
+15 mins.	0	0	0	0	0	109	62	171	62	1	76	139	50	112	0	162
+30 mins.	0	0	0	0	0	108	65	173	71	0	64	135	40	115	0	155
+45 mins.	0	0	0	0	0	106	62	168	77	0	84	161	26	109	0	135
Total Volume	0	0	0	0	0	445	267	712	268	2	307	577	154	434	0	588
% App. Total	0	0	0	0	0	62.5	37.5		46.4	0.3	53.2		26.2	73.8	0	
PHF	.000	.000	.000	.000	.000	.912	.856	.890	.870	.500	.914	.896	.770	.943	.000	.907

Counts Unlimited
PO Box 1178
Corona, CA 92878
(951) 268-6268

City of Wildomar
N/S: Corydon Road
E/W: Palomar Street
Weather: Clear

File Name : WDMCOPAAM
Site Code : 05716654
Start Date : 12/8/2016
Page No : 1

Groups Printed- Total Volume

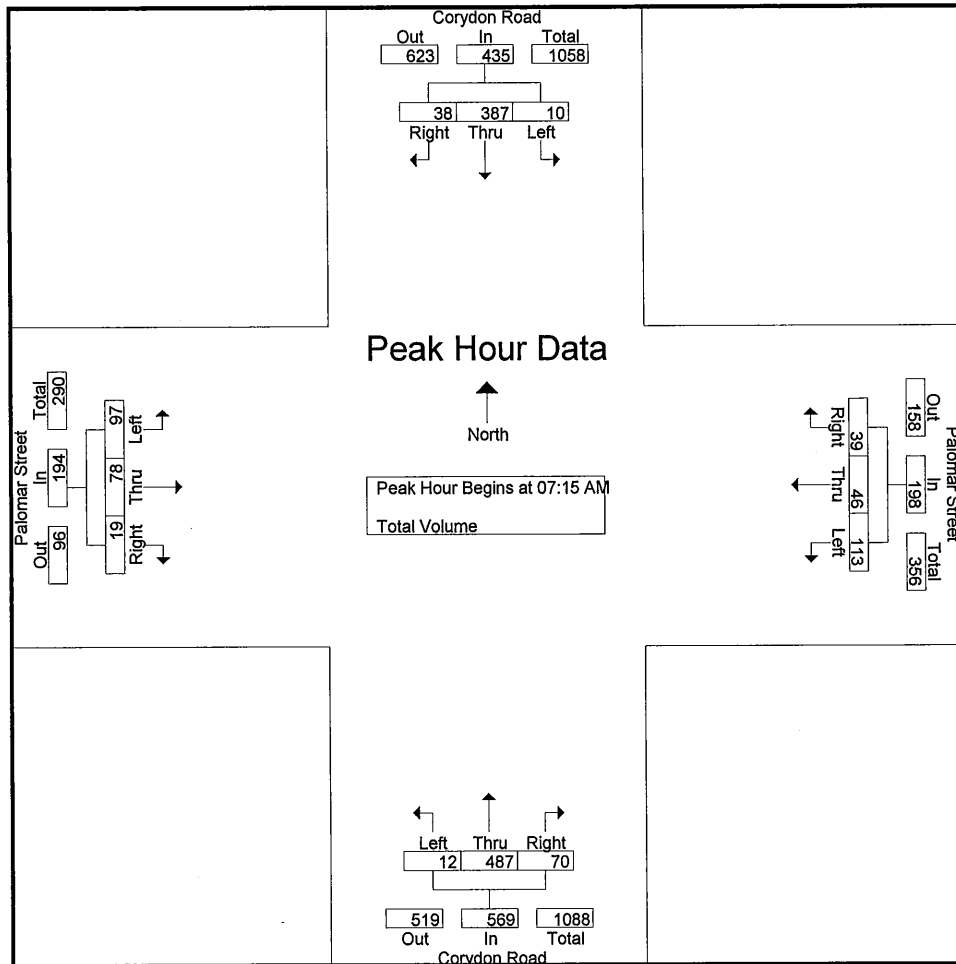
	Corydon Road Southbound				Palomar Street Westbound				Corydon Road Northbound				Palomar Street Eastbound				
Start Time	Left	Thru	Right	App. Total	Left	Thru	Right	App. Total	Left	Thru	Right	App. Total	Left	Thru	Right	App. Total	Int. Total
07:00 AM	7	76	7	90	23	3	2	28	2	86	6	94	26	27	1	54	266
07:15 AM	1	91	5	97	34	15	6	55	3	103	10	116	25	30	3	58	326
07:30 AM	6	129	8	143	48	16	15	79	4	124	14	142	19	22	7	48	412
07:45 AM	1	103	12	116	21	8	13	42	3	149	22	174	27	17	8	52	384
Total	15	399	32	446	126	42	36	204	12	462	52	526	97	96	19	212	1388
08:00 AM	2	64	13	79	10	7	5	22	2	111	24	137	26	9	1	36	274
08:15 AM	4	67	6	77	7	1	3	11	1	69	7	77	20	11	0	31	196
08:30 AM	5	68	6	79	5	3	2	10	0	62	4	66	21	6	0	27	182
08:45 AM	3	62	19	84	10	4	6	20	0	83	3	86	26	7	2	35	225
Total	14	261	44	319	32	15	16	63	3	325	38	366	93	33	3	129	877
Grand Total	29	660	76	765	158	57	52	267	15	787	90	892	190	129	22	341	2265
Apprch %	3.8	86.3	9.9		59.2	21.3	19.5		1.7	88.2	10.1		55.7	37.8	6.5		
Total %	1.3	29.1	3.4	33.8	7	2.5	2.3	11.8	0.7	34.7	4	39.4	8.4	5.7	1	15.1	

	Corydon Road Southbound				Palomar Street Westbound				Corydon Road Northbound				Palomar Street Eastbound				
Start Time	Left	Thru	Right	App. Total	Left	Thru	Right	App. Total	Left	Thru	Right	App. Total	Left	Thru	Right	App. Total	Int. Total
Peak Hour Analysis From 07:00 AM to 08:45 AM - Peak 1 of 1																	
Peak Hour for Entire Intersection Begins at 07:15 AM																	
07:15 AM	1	91	5	97	34	15	6	55	3	103	10	116	25	30	3	58	326
07:30 AM	6	129	8	143	48	16	15	79	4	124	14	142	19	22	7	48	412
07:45 AM	1	103	12	116	21	8	13	42	3	149	22	174	27	17	8	52	384
08:00 AM	2	64	13	79	10	7	5	22	2	111	24	137	26	9	1	36	274
Total Volume	10	387	38	435	113	46	39	198	12	487	70	569	97	78	19	194	1396
% App. Total	2.3	89	8.7		57.1	23.2	19.7		2.1	85.6	12.3		50	40.2	9.8		
PHF	.417	.750	.731	.760	.589	.719	.650	.627	.750	.817	.729	.818	.898	.650	.594	.836	.847

Counts Unlimited
PO Box 1178
Corona, CA 92878
(951) 268-6268

City of Wildomar
N/S: Corydon Road
E/W: Palomar Street
Weather: Clear

File Name : WDMCOPAAM
Site Code : 05716654
Start Date : 12/8/2016
Page No : 2



Peak Hour Analysis From 07:00 AM to 08:45 AM - Peak 1 of 1
Peak Hour for Each Approach Begins at:

	07:00 AM				07:00 AM				07:15 AM				07:00 AM			
+0 mins.	7	76	7	90	23	3	2	28	3	103	10	116	26	27	1	54
+15 mins.	1	91	5	97	34	15	6	55	4	124	14	142	25	30	3	58
+30 mins.	6	129	8	143	48	16	15	79	3	149	22	174	19	22	7	48
+45 mins.	1	103	12	116	21	8	13	42	2	111	24	137	27	17	8	52
Total Volume	15	399	32	446	126	42	36	204	12	487	70	569	97	96	19	212
% App. Total	3.4	89.5	7.2		61.8	20.6	17.6		2.1	85.6	12.3		45.8	45.3	9	
PHF	.536	.773	.667	.780	.656	.656	.600	.646	.750	.817	.729	.818	.898	.800	.594	.914

Counts Unlimited
PO Box 1178
Corona, CA 92878
(951) 268-6268

City of Wildomar
N/S: Corydon Road
E/W: Palomar Street
Weather: Clear

File Name : WDMCOPAPM
Site Code : 05716654
Start Date : 12/8/2016
Page No : 1

Groups Printed- Total Volume

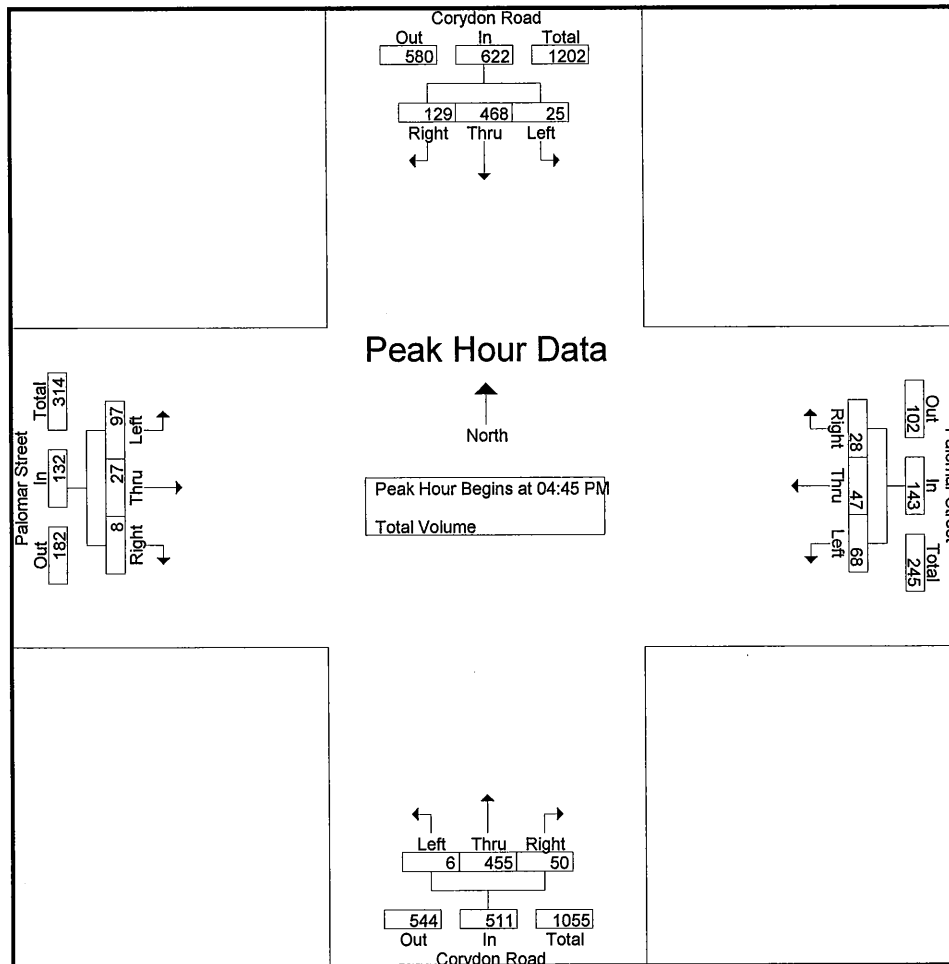
	Corydon Road Southbound				Palomar Street Westbound				Corydon Road Northbound				Palomar Street Eastbound				
Start Time	Left	Thru	Right	App. Total	Left	Thru	Right	App. Total	Left	Thru	Right	App. Total	Left	Thru	Right	App. Total	Int. Total
04:00 PM	12	115	28	155	21	6	5	32	3	141	7	151	26	10	0	36	374
04:15 PM	8	110	23	141	19	9	3	31	0	102	5	107	19	6	1	26	305
04:30 PM	3	125	30	158	19	11	7	37	2	95	6	103	21	6	2	29	327
04:45 PM	6	126	35	167	17	11	6	34	0	93	9	102	26	7	1	34	337
Total	29	476	116	621	76	37	21	134	5	431	27	463	92	29	4	125	1343
05:00 PM	11	120	35	166	20	12	6	38	0	126	14	140	25	12	2	39	383
05:15 PM	6	117	32	155	15	14	8	37	4	97	14	115	22	3	0	25	332
05:30 PM	2	105	27	134	16	10	8	34	2	139	13	154	24	5	5	34	356
05:45 PM	5	122	26	153	13	15	6	34	0	123	6	129	15	4	0	19	335
Total	24	464	120	608	64	51	28	143	6	485	47	538	86	24	7	117	1406
Grand Total	53	940	236	1229	140	88	49	277	11	916	74	1001	178	53	11	242	2749
Apprch %	4.3	76.5	19.2		50.5	31.8	17.7		1.1	91.5	7.4		73.6	21.9	4.5		
Total %	1.9	34.2	8.6	44.7	5.1	3.2	1.8	10.1	0.4	33.3	2.7	36.4	6.5	1.9	0.4	8.8	

	Corydon Road Southbound				Palomar Street Westbound				Corydon Road Northbound				Palomar Street Eastbound				
Start Time	Left	Thru	Right	App. Total	Left	Thru	Right	App. Total	Left	Thru	Right	App. Total	Left	Thru	Right	App. Total	Int. Total
Peak Hour Analysis From 04:00 PM to 05:45 PM - Peak 1 of 1																	
Peak Hour for Entire Intersection Begins at 04:45 PM																	
04:45 PM	6	126	35	167	17	11	6	34	0	93	9	102	26	7	1	34	337
05:00 PM	11	120	35	166	20	12	6	38	0	126	14	140	25	12	2	39	383
05:15 PM	6	117	32	155	15	14	8	37	4	97	14	115	22	3	0	25	332
05:30 PM	2	105	27	134	16	10	8	34	2	139	13	154	24	5	5	34	356
Total Volume	25	468	129	622	68	47	28	143	6	455	50	511	97	27	8	132	1408
% App. Total	4	75.2	20.7		47.6	32.9	19.6		1.2	89	9.8		73.5	20.5	6.1		
PHF	.568	.929	.921	.931	.850	.839	.875	.941	.375	.818	.893	.830	.933	.563	.400	.846	.919

Counts Unlimited
PO Box 1178
Corona, CA 92878
(951) 268-6268

City of Wildomar
N/S: Corydon Road
E/W: Palomar Street
Weather: Clear

File Name : WDMCOPAPM
Site Code : 05716654
Start Date : 12/8/2016
Page No : 2



Peak Hour Analysis From 04:00 PM to 05:45 PM - Peak 1 of 1
Peak Hour for Each Approach Begins at:

	04:30 PM				04:30 PM				05:00 PM				04:45 PM			
+0 mins.	3	125	30	158	19	11	7	37	0	126	14	140	26	7	1	34
+15 mins.	6	126	35	167	17	11	6	34	4	97	14	115	25	12	2	39
+30 mins.	11	120	35	166	20	12	6	38	2	139	13	154	22	3	0	25
+45 mins.	6	117	32	155	15	14	8	37	0	123	6	129	24	5	5	34
Total Volume	26	488	132	646	71	48	27	146	6	485	47	538	97	27	8	132
% App. Total	4	75.5	20.4		48.6	32.9	18.5		1.1	90.1	8.7		73.5	20.5	6.1	
PHF	.591	.968	.943	.967	.888	.857	.844	.961	.375	.872	.839	.873	.933	.563	.400	.846

Counts Unlimited
PO Box 1178
Corona, CA 92878
(951) 268-6268

City of Wildomar
N/S: Corydon Road
E/W: Palomar Street
Weather: Clear

File Name : WDMCOPASAT
Site Code : 05716654
Start Date : 12/10/2016
Page No : 1

Groups Printed- Total Volume

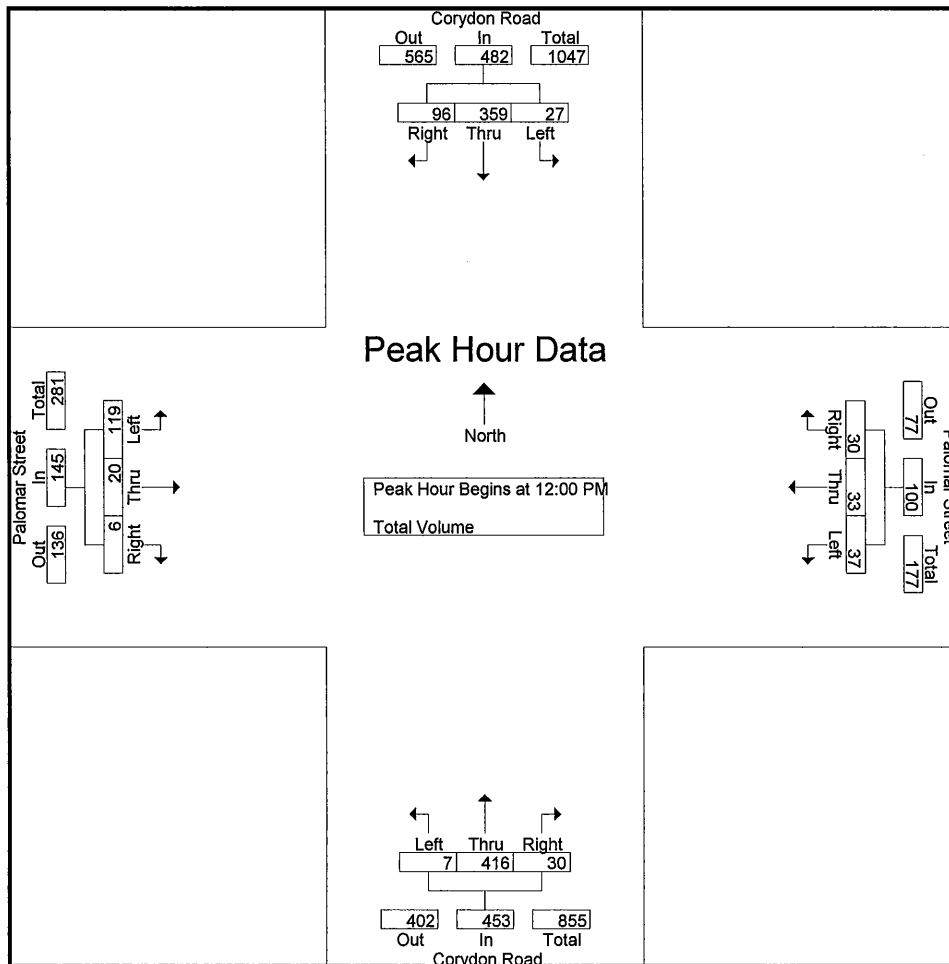
Start Time	Corydon Road Southbound				Palomar Street Westbound				Corydon Road Northbound				Palomar Street Eastbound				Int. Total
	Left	Thru	Right	App. Total	Left	Thru	Right	App. Total	Left	Thru	Right	App. Total	Left	Thru	Right	App. Total	
11:00 AM	6	94	17	117	18	6	8	32	3	78	5	86	23	9	0	32	267
11:15 AM	3	96	23	122	12	5	7	24	1	105	5	111	25	9	0	34	291
11:30 AM	8	82	15	105	11	5	9	25	2	83	9	94	31	8	4	43	267
11:45 AM	9	80	16	105	8	5	9	22	1	98	8	107	33	10	3	46	280
Total	26	352	71	449	49	21	33	103	7	364	27	398	112	36	7	155	1105
12:00 PM	9	94	27	130	9	5	8	22	0	93	11	104	26	2	4	32	288
12:15 PM	5	112	26	143	11	11	7	29	1	98	8	107	30	5	0	35	314
12:30 PM	4	75	21	100	9	9	11	29	2	115	6	123	34	5	1	40	292
12:45 PM	9	78	22	109	8	8	4	20	4	110	5	119	29	8	1	38	286
Total	27	359	96	482	37	33	30	100	7	416	30	453	119	20	6	145	1180
01:00 PM	7	80	25	112	14	8	7	29	1	97	3	101	26	0	3	29	271
01:15 PM	8	100	29	137	10	4	9	23	1	77	3	81	26	3	1	30	271
01:30 PM	8	109	26	143	15	9	6	30	1	110	7	118	27	6	4	37	328
01:45 PM	5	102	23	130	10	13	8	31	1	92	10	103	24	9	3	36	300
Total	28	391	103	522	49	34	30	113	4	376	23	403	103	18	11	132	1170
Grand Total	81	1102	270	1453	135	88	93	316	18	1156	80	1254	334	74	24	432	3455
Apprch %	5.6	75.8	18.6		42.7	27.8	29.4		1.4	92.2	6.4		77.3	17.1	5.6		
Total %	2.3	31.9	7.8	42.1	3.9	2.5	2.7	9.1	0.5	33.5	2.3	36.3	9.7	2.1	0.7	12.5	

	Corydon Road Southbound				Palomar Street Westbound				Corydon Road Northbound				Palomar Street Eastbound				
Start Time	Left	Thru	Right	App. Total	Left	Thru	Right	App. Total	Left	Thru	Right	App. Total	Left	Thru	Right	App. Total	Int. Total
Peak Hour Analysis From 11:00 AM to 01:45 PM - Peak 1 of 1																	
Peak Hour for Entire Intersection Begins at 12:00 PM																	
12:00 PM	9	94	27	130	9	5	8	22	0	93	11	104	26	2	4	32	288
12:15 PM	5	112	26	143	11	11	7	29	1	98	8	107	30	5	0	35	314
12:30 PM	4	75	21	100	9	9	11	29	2	115	6	123	34	5	1	40	292
12:45 PM	9	78	22	109	8	8	4	20	4	110	5	119	29	8	1	38	286
Total Volume	27	359	96	482	37	33	30	100	7	416	30	453	119	20	6	145	1180
% App. Total	5.6	74.5	19.9		37	33	30		1.5	91.8	6.6		82.1	13.8	4.1		
PHF	.750	.801	.889	.843	.841	.750	.682	.862	.438	.904	.682	.921	.875	.625	.375	.906	.939

Counts Unlimited
PO Box 1178
Corona, CA 92878
(951) 268-6268

City of Wildomar
N/S: Corydon Road
E/W: Palomar Street
Weather: Clear

File Name : WDMCOPASAT
Site Code : 05716654
Start Date : 12/10/2016
Page No : 2



Peak Hour Analysis From 11:00 AM to 01:45 PM - Peak 1 of 1
Peak Hour for Each Approach Begins at:

	01:00 PM				01:00 PM				12:00 PM				11:30 AM			
+0 mins.	7	80	25	112	14	8	7	29	0	93	11	104	31	8	4	43
+15 mins.	8	100	29	137	10	4	9	23	1	98	8	107	33	10	3	46
+30 mins.	8	109	26	143	15	9	6	30	2	115	6	123	26	2	4	32
+45 mins.	5	102	23	130	10	13	8	31	4	110	5	119	30	5	0	35
Total Volume	28	391	103	522	49	34	30	113	7	416	30	453	120	25	11	156
% App. Total	5.4	74.9	19.7		43.4	30.1	26.5		1.5	91.8	6.6		76.9	16	7.1	
PHF	.875	.897	.888	.913	.817	.654	.833	.911	.438	.904	.682	.921	.909	.625	.688	.848

Counts Unlimited
PO Box 1178
Corona, CA 92878
(951) 268-6268

City of Wildomar
N/S: Mission Trail/Palomar Street
E/W: Palomar Street
Weather: Clear

File Name : WDMMPAAM
Site Code : 05716654
Start Date : 12/8/2016
Page No : 1

Groups Printed- Total Volume

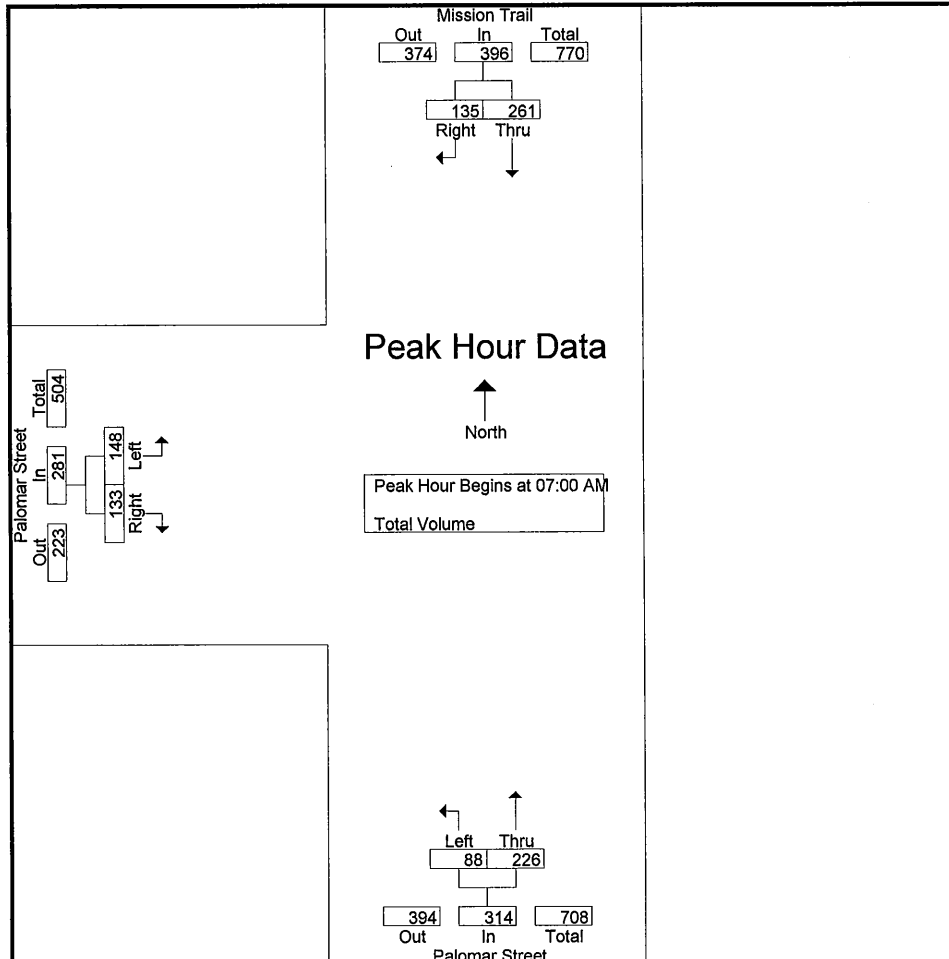
Start Time	Mission Trail Southbound			Palomar Street Northbound			Palomar Street Eastbound			Int. Total
	Thru	Right	App. Total	Left	Thru	App. Total	Left	Right	App. Total	
07:00 AM	56	24	80	17	42	59	45	26	71	210
07:15 AM	74	46	120	24	60	84	54	27	81	285
07:30 AM	70	41	111	22	52	74	27	41	68	253
07:45 AM	61	24	85	25	72	97	22	39	61	243
Total	261	135	396	88	226	314	148	133	281	991
08:00 AM	38	14	52	19	72	91	26	34	60	203
08:15 AM	29	8	37	9	33	42	16	27	43	122
08:30 AM	27	7	34	16	32	48	12	26	38	120
08:45 AM	33	6	39	9	45	54	10	17	27	120
Total	127	35	162	53	182	235	64	104	168	565
Grand Total	388	170	558	141	408	549	212	237	449	1556
Apprch %	69.5	30.5		25.7	74.3		47.2	52.8		
Total %	24.9	10.9	35.9	9.1	26.2	35.3	13.6	15.2	28.9	

	Mission Trail Southbound			Palomar Street Northbound			Palomar Street Eastbound			
Start Time	Thru	Right	App. Total	Left	Thru	App. Total	Left	Right	App. Total	Int. Total
Peak Hour Analysis From 07:00 AM to 08:45 AM - Peak 1 of 1										
Peak Hour for Entire Intersection Begins at 07:00 AM										
07:00 AM	56	24	80	17	42	59	45	26	71	210
07:15 AM	74	46	120	24	60	84	54	27	81	285
07:30 AM	70	41	111	22	52	74	27	41	68	253
07:45 AM	61	24	85	25	72	97	22	39	61	243
Total Volume	261	135	396	88	226	314	148	133	281	991
% App. Total	65.9	34.1		28	72		52.7	47.3		
PHF	.882	.734	.825	.880	.785	.809	.685	.811	.867	.869

Counts Unlimited
PO Box 1178
Corona, CA 92878
(951) 268-6268

City of Wildomar
N/S: Mission Trail/Palomar Street
E/W: Palomar Street
Weather: Clear

File Name : WDMMPAAM
Site Code : 05716654
Start Date : 12/8/2016
Page No : 2



Peak Hour Analysis From 07:00 AM to 08:45 AM - Peak 1 of 1
Peak Hour for Each Approach Begins at:

	07:00 AM			07:15 AM			07:00 AM		
+0 mins.	56	24	80	24	60	84	45	26	71
+15 mins.	74	46	120	22	52	74	54	27	81
+30 mins.	70	41	111	25	72	97	27	41	68
+45 mins.	61	24	85	19	72	91	22	39	61
Total Volume	261	135	396	90	256	346	148	133	281
% App. Total	65.9	34.1		26	74		52.7	47.3	
PHF	.882	.734	.825	.900	.889	.892	.685	.811	.867

Counts Unlimited
PO Box 1178
Corona, CA 92878
(951) 268-6268

City of Wildomar
N/S: Mission Trail/Palomar Street
E/W: Palomar Street
Weather: Clear

File Name : WDMMPAPM
Site Code : 05716654
Start Date : 12/8/2016
Page No : 1

Groups Printed- Total Volume

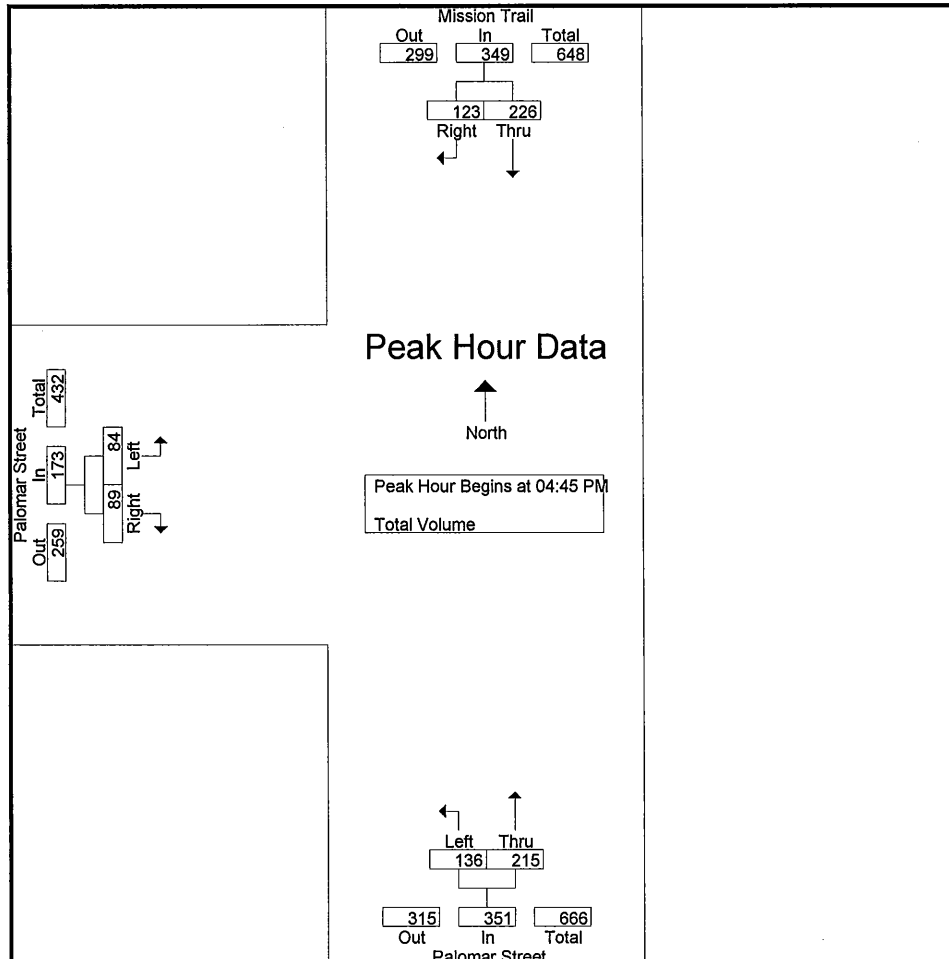
Start Time	Mission Trail Southbound			Palomar Street Northbound			Palomar Street Eastbound			Int. Total
	Thru	Right	App. Total	Left	Thru	App. Total	Left	Right	App. Total	
04:00 PM	52	19	71	25	57	82	24	27	51	204
04:15 PM	41	22	63	41	60	101	17	20	37	201
04:30 PM	50	27	77	36	50	86	18	24	42	205
04:45 PM	50	27	77	32	58	90	23	22	45	212
Total	193	95	288	134	225	359	82	93	175	822
05:00 PM	65	33	98	31	62	93	28	25	53	244
05:15 PM	58	30	88	43	49	92	13	16	29	209
05:30 PM	53	33	86	30	46	76	20	26	46	208
05:45 PM	44	19	63	40	54	94	9	13	22	179
Total	220	115	335	144	211	355	70	80	150	840
Grand Total	413	210	623	278	436	714	152	173	325	1662
Apprch %	66.3	33.7		38.9	61.1		46.8	53.2		
Total %	24.8	12.6	37.5	16.7	26.2	43	9.1	10.4	19.6	

	Mission Trail Southbound			Palomar Street Northbound			Palomar Street Eastbound			
Start Time	Thru	Right	App. Total	Left	Thru	App. Total	Left	Right	App. Total	Int. Total
Peak Hour Analysis From 04:00 PM to 05:45 PM - Peak 1 of 1										
Peak Hour for Entire Intersection Begins at 04:45 PM										
04:45 PM	50	27	77	32	58	90	23	22	45	212
05:00 PM	65	33	98	31	62	93	28	25	53	244
05:15 PM	58	30	88	43	49	92	13	16	29	209
05:30 PM	53	33	86	30	46	76	20	26	46	208
Total Volume	226	123	349	136	215	351	84	89	173	873
% App. Total	64.8	35.2		38.7	61.3		48.6	51.4		
PHF	.869	.932	.890	.791	.867	.944	.750	.856	.816	.894

Counts Unlimited
PO Box 1178
Corona, CA 92878
(951) 268-6268

City of Wildomar
N/S: Mission Trail/Palomar Street
E/W: Palomar Street
Weather: Clear

File Name : WDMMPAPM
Site Code : 05716654
Start Date : 12/8/2016
Page No : 2



Peak Hour Analysis From 04:00 PM to 05:45 PM - Peak 1 of 1
Peak Hour for Each Approach Begins at:

	04:45 PM			04:15 PM			04:15 PM		
+0 mins.	50	27	77	41	60	101	17	20	37
+15 mins.	65	33	98	36	50	86	18	24	42
+30 mins.	58	30	88	32	58	90	23	22	45
+45 mins.	53	33	86	31	62	93	28	25	53
Total Volume	226	123	349	140	230	370	86	91	177
% App. Total	64.8	35.2		37.8	62.2		48.6	51.4	
PHF	.869	.932	.890	.854	.927	.916	.768	.910	.835

Counts Unlimited
PO Box 1178
Corona, CA 92878
(951) 268-6268

City of Wildomar
N/S: Mission Trail/Palomar Street
E/W: Palomar Street
Weather: Clear

File Name : WDMTPASAT
Site Code : 05716654
Start Date : 12/10/2016
Page No : 1

Groups Printed- Total Volume

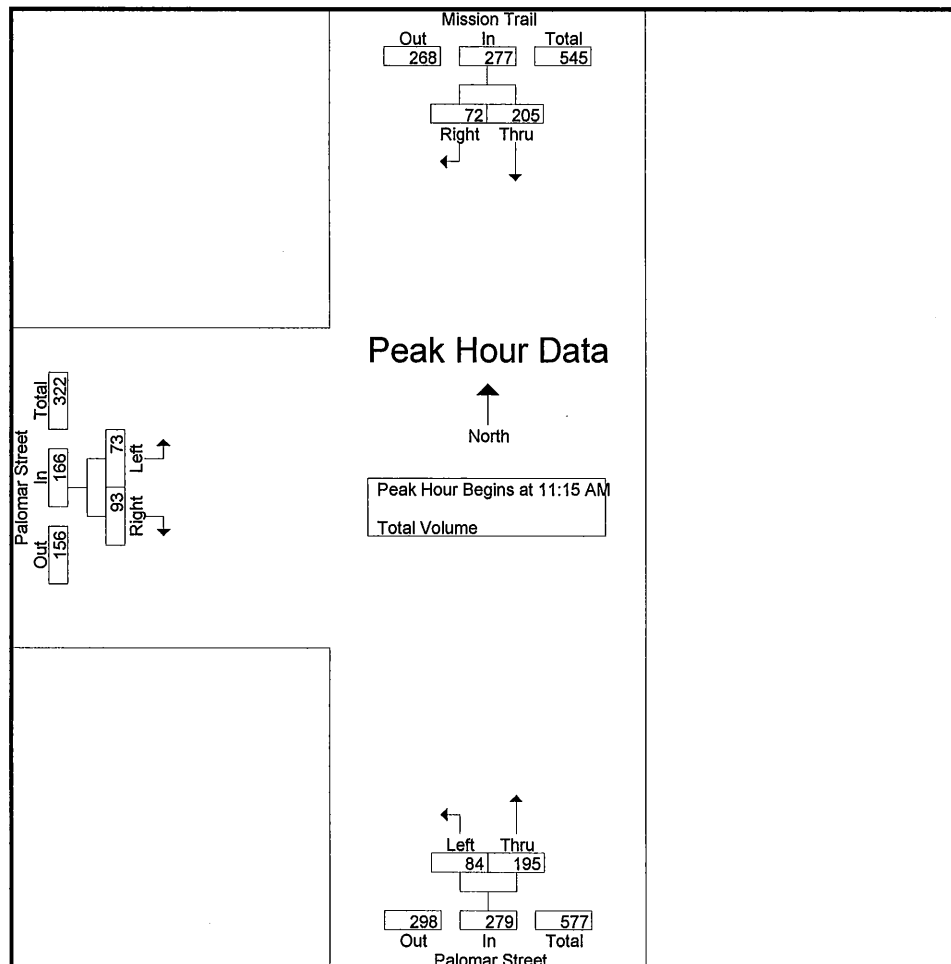
Start Time	Mission Trail Southbound			Palomar Street Northbound			Palomar Street Eastbound			Int. Total
	Thru	Right	App. Total	Left	Thru	App. Total	Left	Right	App. Total	
11:00 AM	47	24	71	27	41	68	16	26	42	181
11:15 AM	44	16	60	21	60	81	12	23	35	176
11:30 AM	50	17	67	29	46	75	20	25	45	187
11:45 AM	50	19	69	15	42	57	19	23	42	168
Total	191	76	267	92	189	281	67	97	164	712
12:00 PM	61	20	81	19	47	66	22	22	44	191
12:15 PM	51	20	71	21	39	60	17	23	40	171
12:30 PM	42	19	61	19	41	60	19	14	33	154
12:45 PM	56	17	73	22	47	69	14	23	37	179
Total	210	76	286	81	174	255	72	82	154	695
01:00 PM	56	18	74	22	46	68	16	19	35	177
01:15 PM	50	10	60	22	42	64	15	10	25	149
01:30 PM	38	27	65	19	48	67	13	16	29	161
01:45 PM	42	13	55	32	44	76	24	26	50	181
Total	186	68	254	95	180	275	68	71	139	668
Grand Total	587	220	807	268	543	811	207	250	457	2075
Apprch %	72.7	27.3		33	67		45.3	54.7		
Total %	28.3	10.6	38.9	12.9	26.2	39.1	10	12	22	

	Mission Trail Southbound			Palomar Street Northbound			Palomar Street Eastbound			
Start Time	Thru	Right	App. Total	Left	Thru	App. Total	Left	Right	App. Total	Int. Total
Peak Hour Analysis From 11:00 AM to 01:45 PM - Peak 1 of 1										
Peak Hour for Entire Intersection Begins at 11:15 AM										
11:15 AM	44	16	60	21	60	81	12	23	35	176
11:30 AM	50	17	67	29	46	75	20	25	45	187
11:45 AM	50	19	69	15	42	57	19	23	42	168
12:00 PM	61	20	81	19	47	66	22	22	44	191
Total Volume	205	72	277	84	195	279	73	93	166	722
% App. Total	74	26		30.1	69.9		44	56		
PHF	.840	.900	.855	.724	.813	.861	.830	.930	.922	.945

Counts Unlimited
PO Box 1178
Corona, CA 92878
(951) 268-6268

City of Wildomar
N/S: Mission Trail/Palomar Street
E/W: Palomar Street
Weather: Clear

File Name : WDMMPASAT
Site Code : 05716654
Start Date : 12/10/2016
Page No : 2



Peak Hour Analysis From 11:00 AM to 01:45 PM - Peak 1 of 1
Peak Hour for Each Approach Begins at:

	11:30 AM			11:00 AM			11:30 AM		
+0 mins.	50	17	67	27	41	68	20	25	45
+15 mins.	50	19	69	21	60	81	19	23	42
+30 mins.	61	20	81	29	46	75	22	22	44
+45 mins.	51	20	71	15	42	57	17	23	40
Total Volume	212	76	288	92	189	281	78	93	171
% App. Total	73.6	26.4		32.7	67.3		45.6	54.4	
PHF	.869	.950	.889	.793	.788	.867	.886	.930	.950

Counts Unlimited
PO Box 1178
Corona, CA 92878
(951) 268-6268

County of Riverside
N/S: Stoneman Street
E/W: Grand Avenue
Weather: Clear

File Name : CRVSTGRAM
Site Code : 05716654
Start Date : 12/8/2016
Page No : 1

Groups Printed- Total Volume

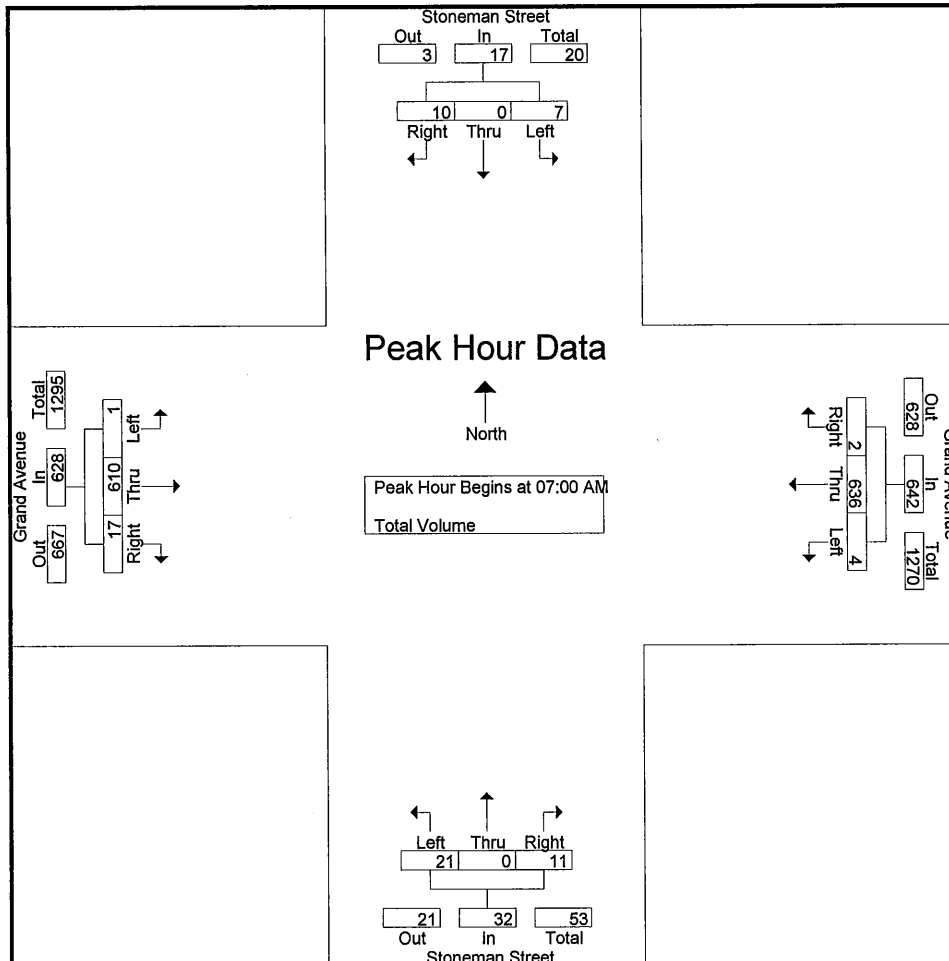
	Stoneman Street Southbound				Grand Avenue Westbound				Stoneman Street Northbound				Grand Avenue Eastbound				
Start Time	Left	Thru	Right	App. Total	Left	Thru	Right	App. Total	Left	Thru	Right	App. Total	Left	Thru	Right	App. Total	Int. Total
07:00 AM	3	0	2	5	1	134	1	136	8	0	3	11	0	122	7	129	281
07:15 AM	1	0	2	3	1	154	0	155	3	0	0	3	0	140	6	146	307
07:30 AM	2	0	3	5	1	179	1	181	3	0	6	9	1	188	2	191	386
07:45 AM	1	0	3	4	1	169	0	170	7	0	2	9	0	160	2	162	345
Total	7	0	10	17	4	636	2	642	21	0	11	32	1	610	17	628	1319
08:00 AM	0	0	0	0	4	115	1	120	4	0	2	6	0	145	6	151	277
08:15 AM	0	0	0	0	0	92	0	92	3	0	1	4	0	105	1	106	202
08:30 AM	0	0	1	1	2	111	0	113	4	0	0	4	0	106	3	109	227
08:45 AM	0	0	0	0	1	124	0	125	0	0	2	2	0	94	3	97	224
Total	0	0	1	1	7	442	1	450	11	0	5	16	0	450	13	463	930
Grand Total	7	0	11	18	11	1078	3	1092	32	0	16	48	1	1060	30	1091	2249
Apprch %	38.9	0	61.1		1	98.7	0.3		66.7	0	33.3		0.1	97.2	2.7		
Total %	0.3	0	0.5	0.8	0.5	47.9	0.1	48.6	1.4	0	0.7	2.1	0	47.1	1.3	48.5	

	Stoneman Street Southbound				Grand Avenue Westbound				Stoneman Street Northbound				Grand Avenue Eastbound				
Start Time	Left	Thru	Right	App. Total	Left	Thru	Right	App. Total	Left	Thru	Right	App. Total	Left	Thru	Right	App. Total	Int. Total
Peak Hour Analysis From 07:00 AM to 08:45 AM - Peak 1 of 1																	
Peak Hour for Entire Intersection Begins at 07:00 AM																	
07:00 AM	3	0	2	5	1	134	1	136	8	0	3	11	0	122	7	129	281
07:15 AM	1	0	2	3	1	154	0	155	3	0	0	3	0	140	6	146	307
07:30 AM	2	0	3	5	1	179	1	181	3	0	6	9	1	188	2	191	386
07:45 AM	1	0	3	4	1	169	0	170	7	0	2	9	0	160	2	162	345
Total Volume	7	0	10	17	4	636	2	642	21	0	11	32	1	610	17	628	1319
% App. Total	41.2	0	58.8		0.6	99.1	0.3		65.6	0	34.4		0.2	97.1	2.7		
PHF	.583	.000	.833	.850	1.00	.888	.500	.887	.656	.000	.458	.727	.250	.811	.607	.822	.854

Counts Unlimited
PO Box 1178
Corona, CA 92878
(951) 268-6268

County of Riverside
N/S: Stoneman Street
E/W: Grand Avenue
Weather: Clear

File Name : CRVSTGRAM
Site Code : 05716654
Start Date : 12/8/2016
Page No : 2



Peak Hour Analysis From 07:00 AM to 08:45 AM - Peak 1 of 1
Peak Hour for Each Approach Begins at:

	07:00 AM				07:00 AM				07:00 AM				07:15 AM			
+0 mins.	3	0	2	5	1	134	1	136	8	0	3	11	0	140	6	146
+15 mins.	1	0	2	3	1	154	0	155	3	0	0	3	1	188	2	191
+30 mins.	2	0	3	5	1	179	1	181	3	0	6	9	0	160	2	162
+45 mins.	1	0	3	4	1	169	0	170	7	0	2	9	0	145	6	151
Total Volume	7	0	10	17	4	636	2	642	21	0	11	32	1	633	16	650
% App. Total	41.2	0	58.8		0.6	99.1	0.3		65.6	0	34.4		0.2	97.4	2.5	
PHF	.583	.000	.833	.850	1.000	.888	.500	.887	.656	.000	.458	.727	.250	.842	.667	.851

Counts Unlimited
PO Box 1178
Corona, CA 92878
(951) 268-6268

County of Riverside
N/S: Stoneman Street
E/W: Grand Avenue
Weather: Clear

File Name : CRVSTGRPM
Site Code : 05716654
Start Date : 12/8/2016
Page No : 1

Groups Printed- Total Volume

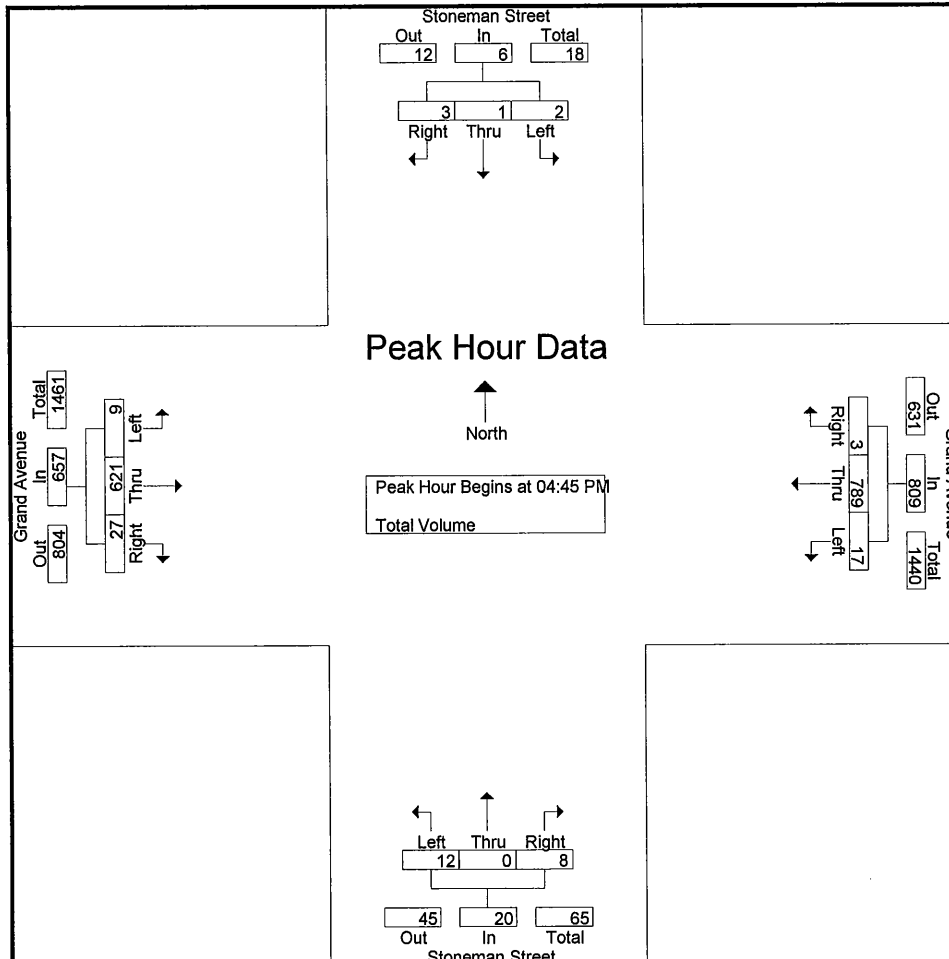
	Stoneman Street Southbound				Grand Avenue Westbound				Stoneman Street Northbound				Grand Avenue Eastbound				
Start Time	Left	Thru	Right	App. Total	Left	Thru	Right	App. Total	Left	Thru	Right	App. Total	Left	Thru	Right	App. Total	Int. Total
04:00 PM	1	0	1	2	2	182	1	185	5	0	0	5	5	143	9	157	349
04:15 PM	0	0	0	0	1	195	0	196	4	0	1	5	1	124	1	126	327
04:30 PM	1	0	4	5	2	206	1	209	4	0	1	5	1	140	7	148	367
04:45 PM	1	1	0	2	3	197	1	201	2	0	3	5	5	169	9	183	391
Total	3	1	5	9	8	780	3	791	15	0	5	20	12	576	26	614	1434
05:00 PM	0	0	1	1	7	196	1	204	4	0	0	4	0	155	6	161	370
05:15 PM	1	0	2	3	3	187	0	190	3	0	0	3	1	155	8	164	360
05:30 PM	0	0	0	0	4	209	1	214	3	0	5	8	3	142	4	149	371
05:45 PM	1	0	2	3	3	181	1	185	5	0	5	10	3	140	3	146	344
Total	2	0	5	7	17	773	3	793	15	0	10	25	7	592	21	620	1445
Grand Total	5	1	10	16	25	1553	6	1584	30	0	15	45	19	1168	47	1234	2879
Apprch %	31.2	6.2	62.5		1.6	98	0.4		66.7	0	33.3		1.5	94.7	3.8		
Total %	0.2	0	0.3	0.6	0.9	53.9	0.2	55	1	0	0.5	1.6	0.7	40.6	1.6	42.9	

	Stoneman Street Southbound				Grand Avenue Westbound				Stoneman Street Northbound				Grand Avenue Eastbound				
Start Time	Left	Thru	Right	App. Total	Left	Thru	Right	App. Total	Left	Thru	Right	App. Total	Left	Thru	Right	App. Total	Int. Total
Peak Hour Analysis From 04:00 PM to 05:45 PM - Peak 1 of 1																	
Peak Hour for Entire Intersection Begins at 04:45 PM																	
04:45 PM	1	1	0	2	3	197	1	201	2	0	3	5	5	169	9	183	391
05:00 PM	0	0	1	1	7	196	1	204	4	0	0	4	0	155	6	161	370
05:15 PM	1	0	2	3	3	187	0	190	3	0	0	3	1	155	8	164	360
05:30 PM	0	0	0	0	4	209	1	214	3	0	5	8	3	142	4	149	371
Total Volume	2	1	3	6	17	789	3	809	12	0	8	20	9	621	27	657	1492
% App. Total	33.3	16.7	50		2.1	97.5	0.4		60	0	40		1.4	94.5	4.1		
PHF	.500	.250	.375	.500	.607	.944	.750	.945	.750	.000	.400	.625	.450	.919	.750	.898	.954

Counts Unlimited
PO Box 1178
Corona, CA 92878
(951) 268-6268

County of Riverside
N/S: Stoneman Street
E/W: Grand Avenue
Weather: Clear

File Name : CRVSTGRPM
Site Code : 05716654
Start Date : 12/8/2016
Page No : 2



Peak Hour Analysis From 04:00 PM to 05:45 PM - Peak 1 of 1
Peak Hour for Each Approach Begins at:

	04:30 PM				04:15 PM				05:00 PM				04:45 PM			
+0 mins.	1	0	4	5	1	195	0	196	4	0	0	4	5	169	9	183
+15 mins.	1	1	0	2	2	206	1	209	3	0	0	3	0	155	6	161
+30 mins.	0	0	1	1	3	197	1	201	3	0	5	8	1	155	8	164
+45 mins.	1	0	2	3	7	196	1	204	5	0	5	10	3	142	4	149
Total Volume	3	1	7	11	13	794	3	810	15	0	10	25	9	621	27	657
% App. Total	27.3	9.1	63.6		1.6	98	0.4		60	0	40		1.4	94.5	4.1	
PHF	.750	.250	.438	.550	.464	.964	.750	.969	.750	.000	.500	.625	.450	.919	.750	.898

Counts Unlimited
PO Box 1178
Corona, CA 92878
(951) 268-6268

County of Riverside
N/S: Stoneman Street
E/W: Grand Avenue
Weather: Clear

File Name : CRVSTGRSAT
Site Code : 05716654
Start Date : 12/10/2016
Page No : 1

Groups Printed- Total Volume

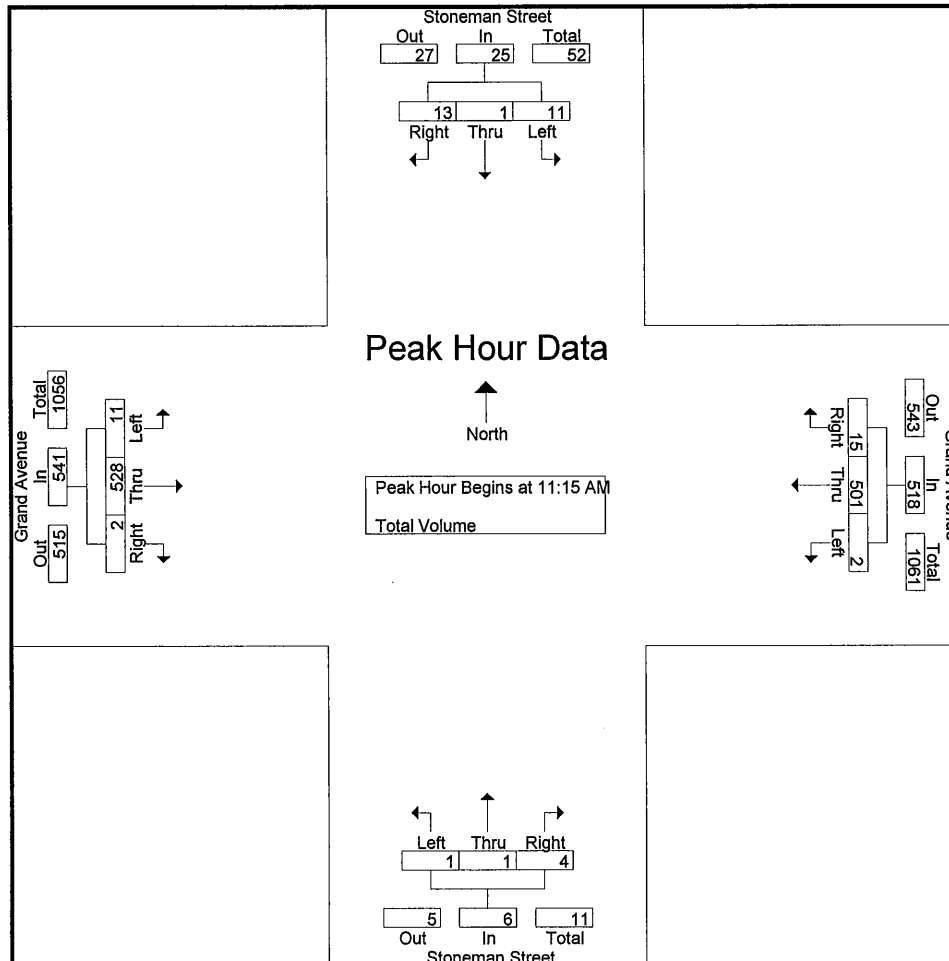
	Stoneman Street Southbound				Grand Avenue Westbound				Stoneman Street Northbound				Grand Avenue Eastbound				
Start Time	Left	Thru	Right	App. Total	Left	Thru	Right	App. Total	Left	Thru	Right	App. Total	Left	Thru	Right	App. Total	Int. Total
11:00 AM	2	0	2	4	0	108	6	114	1	0	2	3	3	111	1	115	236
11:15 AM	6	0	3	9	1	144	5	150	0	0	0	0	3	131	1	135	294
11:30 AM	2	0	2	4	0	122	1	123	0	1	0	1	1	130	0	131	259
11:45 AM	3	1	3	7	1	111	5	117	0	0	1	1	5	125	1	131	256
Total	13	1	10	24	2	485	17	504	1	1	3	5	12	497	3	512	1045
12:00 PM	0	0	5	5	0	124	4	128	1	0	3	4	2	142	0	144	281
12:15 PM	8	1	3	12	0	118	3	121	1	0	1	2	2	132	2	136	271
12:30 PM	0	0	5	5	1	115	3	119	1	0	0	1	4	138	2	144	269
12:45 PM	3	0	2	5	1	102	4	107	0	0	1	1	5	129	2	136	249
Total	11	1	15	27	2	459	14	475	3	0	5	8	13	541	6	560	1070
01:00 PM	3	0	1	4	1	124	2	127	0	0	1	1	6	145	3	154	286
01:15 PM	4	0	5	9	0	133	5	138	1	0	2	3	3	114	0	117	267
01:30 PM	1	0	1	2	2	123	3	128	0	0	0	0	1	121	0	122	252
01:45 PM	1	0	2	3	2	135	3	140	1	0	4	5	4	130	1	135	283
Total	9	0	9	18	5	515	13	533	2	0	7	9	14	510	4	528	1088
Grand Total	33	2	34	69	9	1459	44	1512	6	1	15	22	39	1548	13	1600	3203
Apprch %	47.8	2.9	49.3		0.6	96.5	2.9		27.3	4.5	68.2		2.4	96.8	0.8		
Total %	1	0.1	1.1	2.2	0.3	45.6	1.4	47.2	0.2	0	0.5	0.7	1.2	48.3	0.4	50	

	Stoneman Street Southbound				Grand Avenue Westbound				Stoneman Street Northbound				Grand Avenue Eastbound				
Start Time	Left	Thru	Right	App. Total	Left	Thru	Right	App. Total	Left	Thru	Right	App. Total	Left	Thru	Right	App. Total	Int. Total
Peak Hour Analysis From 11:00 AM to 01:45 PM - Peak 1 of 1																	
Peak Hour for Entire Intersection Begins at 11:15 AM																	
11:15 AM	6	0	3	9	1	144	5	150	0	0	0	0	3	131	1	135	294
11:30 AM	2	0	2	4	0	122	1	123	0	1	0	1	1	130	0	131	259
11:45 AM	3	1	3	7	1	111	5	117	0	0	1	1	5	125	1	131	256
12:00 PM	0	0	5	5	0	124	4	128	1	0	3	4	2	142	0	144	281
Total Volume	11	1	13	25	2	501	15	518	1	1	4	6	11	528	2	541	1090
% App. Total	44	4	52		0.4	96.7	2.9		16.7	16.7	66.7		2	97.6	0.4		
PHF	.458	.250	.650	.694	.500	.870	.750	.863	.250	.250	.333	.375	.550	.930	.500	.939	.927

Counts Unlimited
PO Box 1178
Corona, CA 92878
(951) 268-6268

County of Riverside
N/S: Stoneman Street
E/W: Grand Avenue
Weather: Clear

File Name : CRVSTGRSAT
Site Code : 05716654
Start Date : 12/10/2016
Page No : 2



Peak Hour Analysis From 11:00 AM to 01:45 PM - Peak 1 of 1
Peak Hour for Each Approach Begins at:

	11:45 AM				01:00 PM				01:00 PM				12:15 PM			
+0 mins.	3	1	3	7	1	124	2	127	0	0	1	1	2	132	2	136
+15 mins.	0	0	5	5	0	133	5	138	1	0	2	3	4	138	2	144
+30 mins.	8	1	3	12	2	123	3	128	0	0	0	0	5	129	2	136
+45 mins.	0	0	5	5	2	135	3	140	1	0	4	5	6	145	3	154
Total Volume	11	2	16	29	5	515	13	533	2	0	7	9	17	544	9	570
% App. Total	37.9	6.9	55.2		0.9	96.6	2.4		22.2	0	77.8		3	95.4	1.6	
PHF	.344	.500	.800	.604	.625	.954	.650	.952	.500	.000	.438	.450	.708	.938	.750	.925

Counts Unlimited
PO Box 1178
Corona, CA 92878
(951) 268-6268

City of Wildomar
N/S: Corydon Road
E/W: Grand Avenue
Weather: Clear

File Name : WDMCOGRAM
Site Code : 05716654
Start Date : 12/8/2016
Page No : 1

Groups Printed- Total Volume

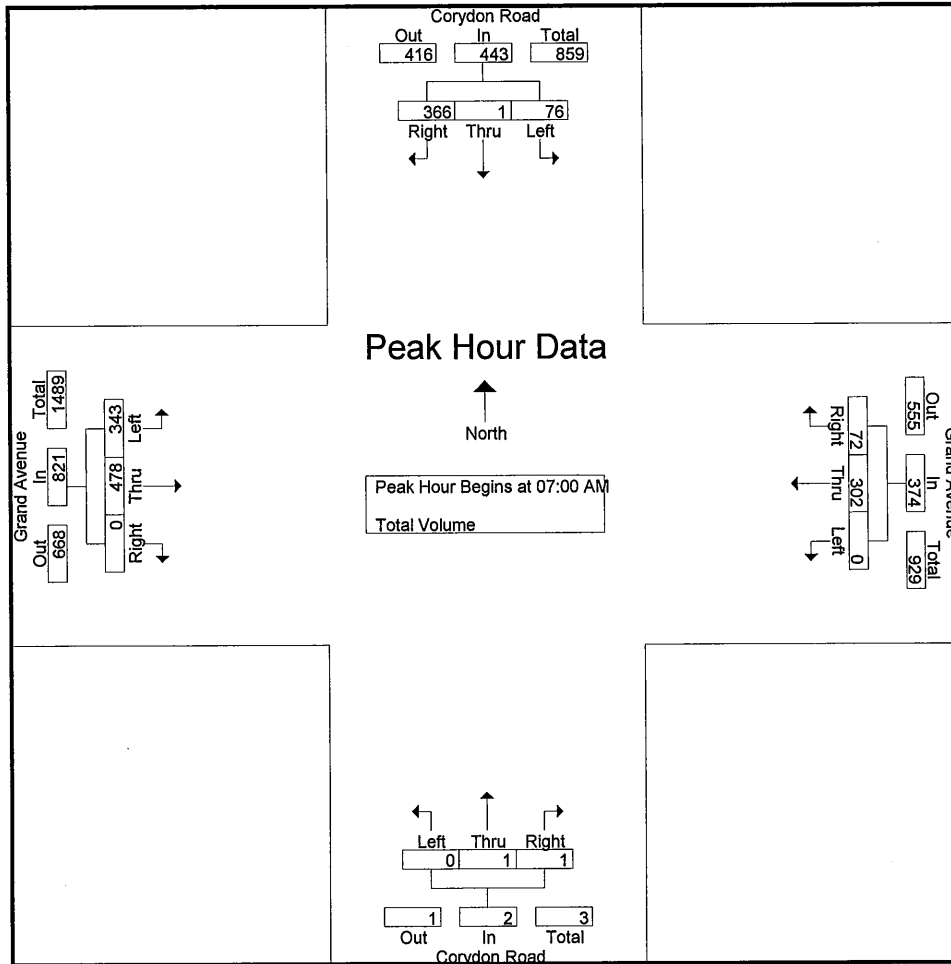
	Corydon Road Southbound				Grand Avenue Westbound				Corydon Road Northbound				Grand Avenue Eastbound				
Start Time	Left	Thru	Right	App. Total	Left	Thru	Right	App. Total	Left	Thru	Right	App. Total	Left	Thru	Right	App. Total	Int. Total
07:00 AM	27	0	63	90	0	53	16	69	0	0	0	0	75	104	0	179	338
07:15 AM	15	0	92	107	0	82	21	103	0	0	0	0	81	110	0	191	401
07:30 AM	21	0	110	131	0	81	16	97	0	0	1	1	90	117	0	207	436
07:45 AM	13	1	101	115	0	86	19	105	0	1	0	1	97	147	0	244	465
Total	76	1	366	443	0	302	72	374	0	1	1	2	343	478	0	821	1640
08:00 AM	7	0	71	78	0	80	12	92	0	0	0	0	75	70	0	145	315
08:15 AM	3	0	48	51	0	49	3	52	0	1	0	1	50	66	0	116	220
08:30 AM	8	0	56	64	0	42	7	49	0	0	0	0	46	72	0	118	231
08:45 AM	5	0	61	66	0	43	7	50	0	0	0	0	72	63	0	135	251
Total	23	0	236	259	0	214	29	243	0	1	0	1	243	271	0	514	1017
Grand Total	99	1	602	702	0	516	101	617	0	2	1	3	586	749	0	1335	2657
Apprch %	14.1	0.1	85.8		0	83.6	16.4		0	66.7	33.3		43.9	56.1	0		
Total %	3.7	0	22.7	26.4	0	19.4	3.8	23.2	0	0.1	0	0.1	22.1	28.2	0	50.2	

	Corydon Road Southbound				Grand Avenue Westbound				Corydon Road Northbound				Grand Avenue Eastbound				
Start Time	Left	Thru	Right	App. Total	Left	Thru	Right	App. Total	Left	Thru	Right	App. Total	Left	Thru	Right	App. Total	Int. Total
Peak Hour Analysis From 07:00 AM to 08:45 AM - Peak 1 of 1																	
Peak Hour for Entire Intersection Begins at 07:00 AM																	
07:00 AM	27	0	63	90	0	53	16	69	0	0	0	0	75	104	0	179	338
07:15 AM	15	0	92	107	0	82	21	103	0	0	0	0	81	110	0	191	401
07:30 AM	21	0	110	131	0	81	16	97	0	0	1	1	90	117	0	207	436
07:45 AM	13	1	101	115	0	86	19	105	0	1	0	1	97	147	0	244	465
Total Volume	76	1	366	443	0	302	72	374	0	1	1	2	343	478	0	821	1640
% App. Total	17.2	0.2	82.6		0	80.7	19.3		0	50	50		41.8	58.2	0		
PHF	.704	.250	.832	.845	.000	.878	.857	.890	.000	.250	.250	.500	.884	.813	.000	.841	.882

Counts Unlimited
PO Box 1178
Corona, CA 92878
(951) 268-6268

City of Wildomar
N/S: Corydon Road
E/W: Grand Avenue
Weather: Clear

File Name : WDMCOGRAM
Site Code : 05716654
Start Date : 12/8/2016
Page No : 2



Peak Hour Analysis From 07:00 AM to 08:45 AM - Peak 1 of 1
Peak Hour for Each Approach Begins at:

	07:00 AM				07:15 AM				07:30 AM				07:00 AM			
+0 mins.	27	0	63	90	0	82	21	103	0	0	1	1	75	104	0	179
+15 mins.	15	0	92	107	0	81	16	97	0	1	0	1	81	110	0	191
+30 mins.	21	0	110	131	0	86	19	105	0	0	0	0	90	117	0	207
+45 mins.	13	1	101	115	0	80	12	92	0	1	0	1	97	147	0	244
Total Volume	76	1	366	443	0	329	68	397	0	2	1	3	343	478	0	821
% App. Total	17.2	0.2	82.6		0	82.9	17.1		0	66.7	33.3		41.8	58.2	0	
PHF	.704	.250	.832	.845	.000	.956	.810	.945	.000	.500	.250	.750	.884	.813	.000	.841

Counts Unlimited
PO Box 1178
Corona, CA 92878
(951) 268-6268

City of Wildomar
N/S: Corydon Road
E/W: Grand Avenue
Weather: Clear

File Name : WDMCOGRPM
Site Code : 05716654
Start Date : 12/8/2016
Page No : 1

Groups Printed- Total Volume

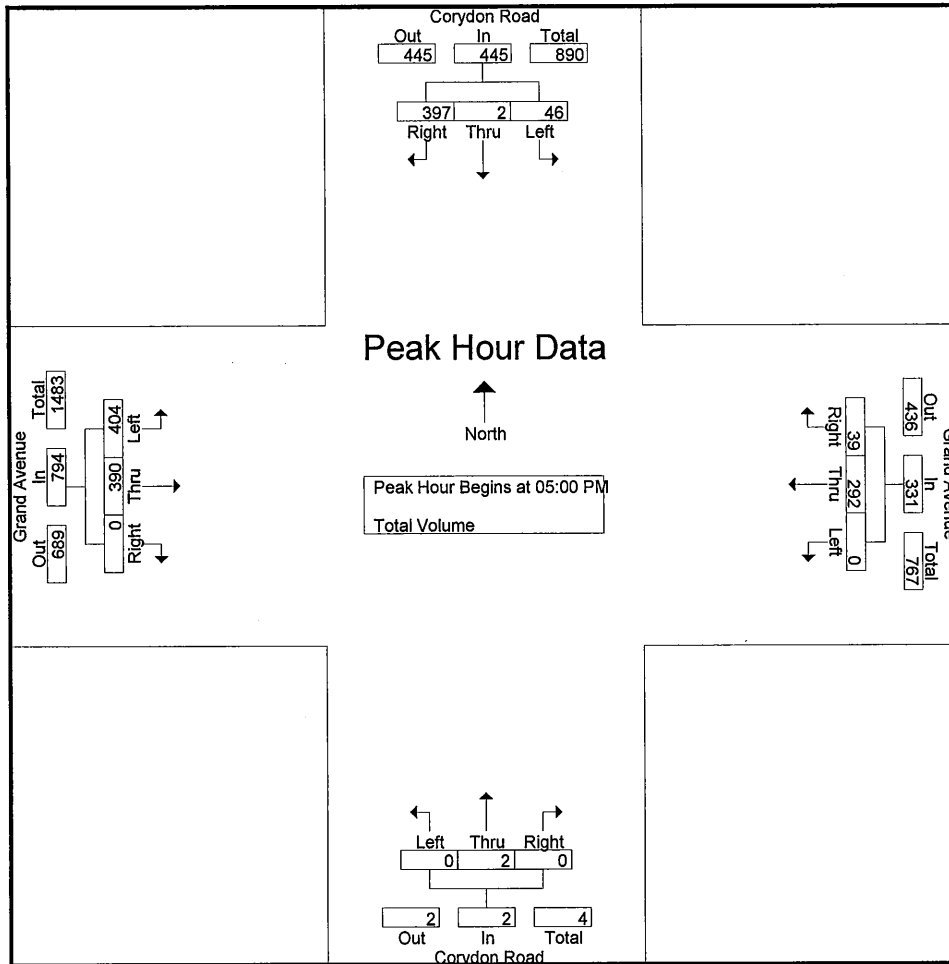
	Corydon Road Southbound				Grand Avenue Westbound				Corydon Road Northbound				Grand Avenue Eastbound				
Start Time	Left	Thru	Right	App. Total	Left	Thru	Right	App. Total	Left	Thru	Right	App. Total	Left	Thru	Right	App. Total	Int. Total
04:00 PM	9	0	98	107	0	69	12	81	0	0	0	0	110	95	0	205	393
04:15 PM	12	0	108	120	0	53	3	56	0	0	0	0	100	87	0	187	363
04:30 PM	11	1	113	125	0	62	11	73	0	0	0	0	76	93	0	169	367
04:45 PM	9	0	112	121	0	63	5	68	0	0	0	0	91	94	0	185	374
Total	41	1	431	473	0	247	31	278	0	0	0	0	377	369	0	746	1497
05:00 PM	12	1	102	115	0	75	10	85	0	1	0	1	108	103	0	211	412
05:15 PM	14	0	102	116	0	73	10	83	0	0	0	0	88	88	0	176	375
05:30 PM	9	0	98	107	0	75	10	85	0	1	0	1	100	100	0	200	393
05:45 PM	11	1	95	107	0	69	9	78	0	0	0	0	108	99	0	207	392
Total	46	2	397	445	0	292	39	331	0	2	0	2	404	390	0	794	1572
Grand Total	87	3	828	918	0	539	70	609	0	2	0	2	781	759	0	1540	3069
Apprch %	9.5	0.3	90.2		0	88.5	11.5		0	100	0		50.7	49.3	0		
Total %	2.8	0.1	27	29.9	0	17.6	2.3	19.8	0	0.1	0	0.1	25.4	24.7	0	50.2	

	Corydon Road Southbound				Grand Avenue Westbound				Corydon Road Northbound				Grand Avenue Eastbound				
Start Time	Left	Thru	Right	App. Total	Left	Thru	Right	App. Total	Left	Thru	Right	App. Total	Left	Thru	Right	App. Total	Int. Total
Peak Hour Analysis From 04:00 PM to 05:45 PM - Peak 1 of 1																	
Peak Hour for Entire Intersection Begins at 05:00 PM																	
05:00 PM	12	1	102	115	0	75	10	85	0	1	0	1	108	103	0	211	412
05:15 PM	14	0	102	116	0	73	10	83	0	0	0	0	88	88	0	176	375
05:30 PM	9	0	98	107	0	75	10	85	0	1	0	1	100	100	0	200	393
05:45 PM	11	1	95	107	0	69	9	78	0	0	0	0	108	99	0	207	392
Total Volume	46	2	397	445	0	292	39	331	0	2	0	2	404	390	0	794	1572
% App. Total	10.3	0.4	89.2		0	88.2	11.8		0	100	0		50.9	49.1	0		
PHF	.821	.500	.973	.959	.000	.973	.975	.974	.000	.500	.000	.500	.935	.947	.000	.941	.954

Counts Unlimited
PO Box 1178
Corona, CA 92878
(951) 268-6268

City of Wildomar
N/S: Corydon Road
E/W: Grand Avenue
Weather: Clear

File Name : WDMCOGRPM
Site Code : 05716654
Start Date : 12/8/2016
Page No : 2



Peak Hour Analysis From 04:00 PM to 05:45 PM - Peak 1 of 1
Peak Hour for Each Approach Begins at:

	04:15 PM				05:00 PM				04:45 PM				05:00 PM			
+0 mins.	12	0	108	120	0	75	10	85	0	0	0	0	108	103	0	211
+15 mins.	11	1	113	125	0	73	10	83	0	1	0	1	88	88	0	176
+30 mins.	9	0	112	121	0	75	10	85	0	0	0	0	100	100	0	200
+45 mins.	12	1	102	115	0	69	9	78	0	1	0	1	108	99	0	207
Total Volume	44	2	435	481	0	292	39	331	0	2	0	2	404	390	0	794
% App. Total	9.1	0.4	90.4		0	88.2	11.8		0	100	0		50.9	49.1	0	
PHF	.917	.500	.962	.962	.000	.973	.975	.974	.000	.500	.000	.500	.935	.947	.000	.941

Counts Unlimited
PO Box 1178
Corona, CA 92878
(951) 268-6268

City of Wildomar
N/S: Corydon Road
E/W: Grand Avenue
Weather: Clear

File Name : WDMCOGRSAT
Site Code : 05716654
Start Date : 12/10/2016
Page No : 1

Groups Printed- Total Volume

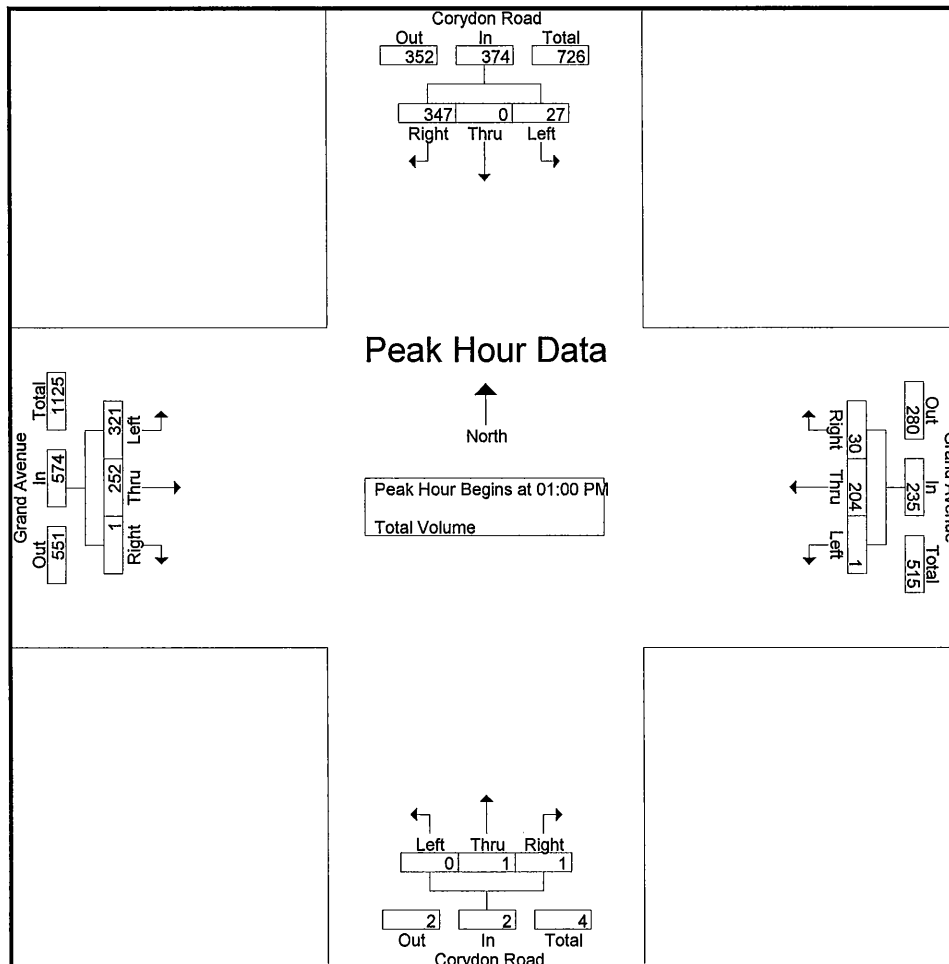
	Corydon Road Southbound				Grand Avenue Westbound				Corydon Road Northbound				Grand Avenue Eastbound				
Start Time	Left	Thru	Right	App. Total	Left	Thru	Right	App. Total	Left	Thru	Right	App. Total	Left	Thru	Right	App. Total	Int. Total
11:00 AM	9	0	94	103	0	34	9	43	0	0	0	0	57	66	0	123	269
11:15 AM	5	0	93	98	0	43	12	55	0	0	0	0	89	54	0	143	296
11:30 AM	7	0	81	88	0	45	7	52	0	0	0	0	66	65	0	131	271
11:45 AM	7	0	65	72	0	54	10	64	0	0	0	0	80	70	0	150	286
Total	28	0	333	361	0	176	38	214	0	0	0	0	292	255	0	547	1122
12:00 PM	7	0	93	100	0	40	12	52	0	0	0	0	76	62	0	138	290
12:15 PM	16	1	73	90	0	52	12	64	0	0	1	1	81	64	0	145	300
12:30 PM	8	0	72	80	0	50	11	61	0	0	0	0	94	54	0	148	289
12:45 PM	11	0	71	82	0	38	13	51	0	0	0	0	89	54	0	143	276
Total	42	1	309	352	0	180	48	228	0	0	1	1	340	234	0	574	1155
01:00 PM	4	0	72	76	0	51	4	55	0	0	0	0	84	70	0	154	285
01:15 PM	3	0	88	91	0	51	10	61	0	0	0	0	69	66	0	135	287
01:30 PM	12	0	96	108	0	44	6	50	0	0	1	1	85	57	0	142	301
01:45 PM	8	0	91	99	1	58	10	69	0	1	0	1	83	59	1	143	312
Total	27	0	347	374	1	204	30	235	0	1	1	2	321	252	1	574	1185
Grand Total	97	1	989	1087	1	560	116	677	0	1	2	3	953	741	1	1695	3462
Apprch %	8.9	0.1	91		0.1	82.7	17.1		0	33.3	66.7		56.2	43.7	0.1		
Total %	2.8	0	28.6	31.4	0	16.2	3.4	19.6	0	0	0.1	0.1	27.5	21.4	0	49	

	Corydon Road Southbound				Grand Avenue Westbound				Corydon Road Northbound				Grand Avenue Eastbound				
Start Time	Left	Thru	Right	App. Total	Left	Thru	Right	App. Total	Left	Thru	Right	App. Total	Left	Thru	Right	App. Total	Int. Total
Peak Hour Analysis From 11:00 AM to 01:45 PM - Peak 1 of 1																	
Peak Hour for Entire Intersection Begins at 01:00 PM																	
01:00 PM	4	0	72	76	0	51	4	55	0	0	0	0	84	70	0	154	285
01:15 PM	3	0	88	91	0	51	10	61	0	0	0	0	69	66	0	135	287
01:30 PM	12	0	96	108	0	44	6	50	0	0	1	1	85	57	0	142	301
01:45 PM	8	0	91	99	1	58	10	69	0	1	0	1	83	59	1	143	312
Total Volume	27	0	347	374	1	204	30	235	0	1	1	2	321	252	1	574	1185
% App. Total	7.2	0	92.8		0.4	86.8	12.8		0	50	50		55.9	43.9	0.2		
PHF	.563	.000	.904	.866	.250	.879	.750	.851	.000	.250	.250	.500	.944	.900	.250	.932	.950

Counts Unlimited
PO Box 1178
Corona, CA 92878
(951) 268-6268

City of Wildomar
N/S: Corydon Road
E/W: Grand Avenue
Weather: Clear

File Name : WDMCOGRSAT
Site Code : 05716654
Start Date : 12/10/2016
Page No : 2



Peak Hour Analysis From 11:00 AM to 01:45 PM - Peak 1 of 1
Peak Hour for Each Approach Begins at:

	01:00 PM				11:45 AM				01:00 PM				12:15 PM			
+0 mins.	4	0	72	76	0	54	10	64	0	0	0	0	81	64	0	145
+15 mins.	3	0	88	91	0	40	12	52	0	0	0	0	94	54	0	148
+30 mins.	12	0	96	108	0	52	12	64	0	0	1	1	89	54	0	143
+45 mins.	8	0	91	99	0	50	11	61	0	1	0	1	84	70	0	154
Total Volume	27	0	347	374	0	196	45	241	0	1	1	2	348	242	0	590
% App. Total	7.2	0	92.8		0	81.3	18.7		0	50	50		59	41	0	
PHF	.563	.000	.904	.866	.000	.907	.938	.941	.000	.250	.250	.500	.926	.864	.000	.958

APPENDIX B-II

ROADWAY SEGMENT COUNTS

Counts Unlimited, Inc.

Page 1

City of Lake Forest
Grape Street
E/ Railroad Canyon Road
24 Hour Directional Volume Count

PO Box 1178
Corona, CA 92878
Phone: (951) 268-6268
email: counts@countsunlimited.com

LKE001
Site Code: 057-16654

Start Time	12/8/2016 Thu	Eastbound		Hour Totals		Westbound		Hour Totals		Combined Totals	
		Morning	Afternoon	Morning	Afternoon	Morning	Afternoon	Morning	Afternoon	Morning	Afternoon
12:00		13	201			18	181				
12:15		11	169			19	196				
12:30		7	179			12	196				
12:45		8	179	39	728	2	160	51	733	90	1461
01:00		8	173			9	167				
01:15		4	155			11	211				
01:30		7	154			4	201				
01:45		9	174	28	656	1	207	25	786	53	1442
02:00		7	189			10	208				
02:15		8	181			7	188				
02:30		7	174			8	215				
02:45		11	165	33	709	4	191	29	802	62	1511
03:00		5	177			7	199				
03:15		12	178			10	186				
03:30		21	177			14	191				
03:45		24	172	62	704	21	221	52	797	114	1501
04:00		30	173			18	202				
04:15		22	165			33	194				
04:30		23	173			34	238				
04:45		31	182	106	693	24	196	109	830	215	1523
05:00		31	141			36	213				
05:15		39	163			33	188				
05:30		56	165			42	170				
05:45		44	170	170	639	51	191	162	762	332	1401
06:00		54	151			49	195				
06:15		55	151			61	187				
06:30		101	174			70	156				
06:45		109	145	319	621	71	148	251	686	570	1307
07:00		104	144			133	150				
07:15		89	126			121	161				
07:30		155	104			116	112				
07:45		124	115	472	489	106	107	476	530	948	1019
08:00		119	92			119	121				
08:15		87	94			108	131				
08:30		135	79			134	117				
08:45		127	77	468	342	151	105	512	474	980	816
09:00		138	72			135	96				
09:15		137	56			122	81				
09:30		123	47			153	87				
09:45		146	50	544	225	146	81	556	345	1100	570
10:00		170	54			155	70				
10:15		167	34			154	59				
10:30		172	30			155	50				
10:45		171	29	680	147	137	29	601	208	1281	355
11:00		174	13			168	38				
11:15		186	11			167	26				
11:30		197	18			178	25				
11:45		196	15	753	57	191	27	704	116	1457	173
Total		3674	6010	3674	6010	3528	7069	3528	7069	7202	13079
Combined Total		9684		9684		10597		10597		20281	
AM Peak	-	11:00	-	-	-	11:00	-	-	-	-	-
Vol.	-	753	-	-	-	704	-	-	-	-	-
P.H.F.	-	0.956	-	-	-	0.921	-	-	-	-	-
PM Peak	-	-	12:00	-	-	-	03:45	-	-	-	-
Vol.	-	-	728	-	-	-	855	-	-	-	-
P.H.F.	-	-	0.905	-	-	-	0.898	-	-	-	-
Percentage		37.9%	62.1%			33.3%	66.7%				
ADT/AADT		ADT 20,281	AADT 20,281								

Counts Unlimited, Inc.

Page 1

City of Lake Forest
Grape Street
E/ Railroad Canyon Road
24 Hour Directional Volume Count

PO Box 1178
Corona, CA 92878
Phone: (951) 268-6268
email: counts@countsunlimited.com

LKE001
Site Code: 057-16654

Start Time	12/10/2016 Sat	Eastbound		Hour Totals		Westbound		Hour Totals		Combined Totals	
		Morning	Afternoon	Morning	Afternoon	Morning	Afternoon	Morning	Afternoon	Morning	Afternoon
12:00		33	278			37	199				
12:15		34	248			12	229				
12:30		15	249			16	213				
12:45		20	250	102	1025	14	221	79	862	181	1887
01:00		15	264			20	212				
01:15		11	270			12	223				
01:30		9	214			14	231				
01:45		15	262	50	1010	23	215	69	881	119	1891
02:00		14	229			18	200				
02:15		15	257			7	207				
02:30		4	239			2	219				
02:45		8	259	41	984	3	221	30	847	71	1831
03:00		7	256			5	229				
03:15		20	250			7	218				
03:30		14	222			5	209				
03:45		27	278	68	1006	9	231	26	887	94	1893
04:00		13	210			17	208				
04:15		14	223			17	217				
04:30		21	211			15	193				
04:45		18	223	66	867	8	182	57	800	123	1667
05:00		25	200			13	201				
05:15		20	222			9	183				
05:30		31	204			18	189				
05:45		39	216	115	842	23	191	63	764	178	1606
06:00		56	174			18	154				
06:15		42	193			26	133				
06:30		72	155			40	147				
06:45		111	183	281	705	54	130	138	564	419	1269
07:00		89	135			62	153				
07:15		134	161			64	146				
07:30		125	142			91	109				
07:45		137	150	485	588	72	111	289	519	774	1107
08:00		170	133			78	147				
08:15		156	122			106	99				
08:30		187	117			115	91				
08:45		212	93	725	465	129	87	428	424	1153	889
09:00		199	125			127	84				
09:15		216	97			141	84				
09:30		235	101			185	92				
09:45		243	101	893	424	177	70	630	330	1523	754
10:00		247	95			195	78				
10:15		269	96			174	73				
10:30		263	67			195	77				
10:45		272	44	1051	302	195	50	759	278	1810	580
11:00		281	61			206	68				
11:15		276	33			197	43				
11:30		270	45			205	43				
11:45		264	48	1091	187	208	35	816	189	1907	376
Total		4968	8405	4968	8405	3384	7345	3384	7345	8352	15750
Combined Total		13373		13373		10729		10729		24102	
AM Peak	-	10:45	-	-	-	11:00	-	-	-	-	-
Vol.	-	1099	-	-	-	816	-	-	-	-	-
P.H.F.	-	0.978	-	-	-	0.981	-	-	-	-	-
PM Peak	-	-	00:30	-	-	-	00:45	-	-	-	-
Vol.	-	-	1033	-	-	-	887	-	-	-	-
P.H.F.	-	-	0.956	-	-	-	0.960	-	-	-	-
Percentage		37.1%	62.9%			31.5%	68.5%				
ADT/AADT		ADT 24,102	AADT 24,102								

Counts Unlimited, Inc.

Page 1

City of Lake Elsinore
Diamond Drive

B/ Interstate 15 Southbound Ramps - Lakeshore Drive
24 Hour Directional Volume Count

PO Box 1178
Corona, CA 92878

Phone: (951) 268-6268
email: counts@countsunlimited.com

LKEDI15LA
Site Code: 057-16190

Start Time	4/7/2016 Thu	Eastbound		Hour Totals		Westbound		Hour Totals		Combined Totals	
		Morning	Afternoon	Morning	Afternoon	Morning	Afternoon	Morning	Afternoon	Morning	Afternoon
12:00		33	228			34	206				
12:15		23	226			24	207				
12:30		14	231			24	266				
12:45		24	203	94	888	26	243	108	922	202	1810
01:00		12	223			17	235				
01:15		15	209			16	245				
01:30		11	217			10	198				
01:45		10	230	48	879	18	192	61	870	109	1749
02:00		15	232			7	297				
02:15		6	194			9	259				
02:30		16	238			16	243				
02:45		18	205	55	869	13	245	45	1044	100	1913
03:00		11	184			9	240				
03:15		21	195			16	272				
03:30		14	195			11	255				
03:45		37	187	83	761	21	262	57	1029	140	1790
04:00		40	197			24	214				
04:15		57	192			23	235				
04:30		74	205			32	206				
04:45		57	211	228	805	60	255	139	910	367	1715
05:00		90	196			44	216				
05:15		88	200			41	210				
05:30		91	198			62	217				
05:45		106	185	375	779	75	245	222	888	597	1667
06:00		96	193			69	222				
06:15		109	187			85	213				
06:30		123	180			96	224				
06:45		130	144	458	704	138	227	388	886	846	1590
07:00		177	149			132	199				
07:15		164	169			209	192				
07:30		176	129			219	176				
07:45		176	136	693	583	282	154	842	721	1535	1304
08:00		161	147			197	137				
08:15		157	133			179	137				
08:30		133	126			183	119				
08:45		147	99	598	505	226	127	785	520	1383	1025
09:00		165	130			217	113				
09:15		157	102			218	108				
09:30		188	82			223	96				
09:45		201	75	711	389	188	73	846	390	1557	779
10:00		180	62			204	98				
10:15		186	71			236	51				
10:30		220	41			225	66				
10:45		200	36	786	210	193	60	858	275	1644	485
11:00		199	48			203	54				
11:15		199	33			230	49				
11:30		219	46			244	31				
11:45		234	36	851	163	202	33	879	167	1730	330
Total		4980	7535	4980	7535	5230	8622	5230	8622	10210	16157
Combined Total		12515		12515		13852		13852		26367	
AM Peak	-	11:00	-	-	-	07:15	-	-	-	-	-
Vol.	-	851	-	-	-	907	-	-	-	-	-
P.H.F.	-	0.909	-	-	-	0.804	-	-	-	-	-
PM Peak	-	-	01:45	-	-	-	02:00	-	-	-	-
Vol.	-	-	894	-	-	-	1044	-	-	-	-
P.H.F.	-	-	0.939	-	-	-	0.879	-	-	-	-
Percentage		39.8%	60.2%			37.8%	62.2%				

Counts Unlimited, Inc.

Page 3

City of Lake Elsinore

Diamond Drive

B/ Interstate 15 Southbound Ramps - Lakeshore Drive

24 Hour Directional Volume Count

PO Box 1178

Corona, CA 92878

Phone: (951) 268-6268

email: counts@countsunlimited.com

LKEDI15LA

Site Code: 057-16190

Start Time	4/9/2016 Sat	Eastbound		Hour Totals		Westbound		Hour Totals		Combined Totals	
		Morning	Afternoon	Morning	Afternoon	Morning	Afternoon	Morning	Afternoon	Morning	Afternoon
12:00		51	251			43	273				
12:15		35	260			46	283				
12:30		30	256			36	266				
12:45		43	228	159	995	39	300	164	1122	323	2117
01:00		23	227			39	292				
01:15		31	235			32	294				
01:30		12	254			21	279				
01:45		35	227	101	943	12	278	104	1143	205	2086
02:00		16	235			16	296				
02:15		16	243			14	241				
02:30		22	265			19	245				
02:45		12	215	66	958	17	264	66	1046	132	2004
03:00		18	230			14	218				
03:15		11	229			17	236				
03:30		14	235			10	251				
03:45		21	216	64	910	18	291	59	996	123	1906
04:00		22	255			12	221				
04:15		19	218			16	249				
04:30		10	238			17	249				
04:45		23	215	74	926	24	196	69	915	143	1841
05:00		26	218			21	217				
05:15		32	197			22	226				
05:30		44	180			32	243				
05:45		35	201	137	796	42	216	117	902	254	1698
06:00		44	199			33	180				
06:15		44	202			44	205				
06:30		63	190			60	210				
06:45		76	153	227	744	70	175	207	770	434	1514
07:00		86	141			79	175				
07:15		81	164			95	176				
07:30		102	152			130	140				
07:45		111	180	380	637	207	161	511	652	891	1289
08:00		138	134			148	144				
08:15		127	132			123	138				
08:30		145	147			151	145				
08:45		124	107	534	520	191	152	613	579	1147	1099
09:00		171	143			195	111				
09:15		180	117			192	119				
09:30		183	139			201	129				
09:45		196	95	730	494	245	89	833	448	1563	942
10:00		207	95			210	127				
10:15		210	90			207	100				
10:30		256	66			232	83				
10:45		218	61	891	312	275	83	924	393	1815	705
11:00		237	58			231	69				
11:15		221	71			258	67				
11:30		236	57			243	69				
11:45		247	46	941	232	279	62	1011	267	1952	499
Total		4304	8467	4304	8467	4678	9233	4678	9233	8982	17700
Combined Total		12771		12771		13911		13911		26682	
AM Peak	-	11:00	-	-	-	11:00	-	-	-	-	-
Vol.	-	941	-	-	-	1011	-	-	-	-	-
P.H.F.	-	0.952	-	-	-	0.906	-	-	-	-	-
PM Peak	-	-	12:00	-	-	-	00:45	-	-	-	-
Vol.	-	-	995	-	-	-	1165	-	-	-	-
P.H.F.	-	-	0.957	-	-	-	0.971	-	-	-	-
Percentage		33.7%	66.3%			33.6%	66.4%				

Counts Unlimited, Inc.

Page 1

City of Lake Elsinore
Lucerne Street
S/ Lakeshore Drive
24 Hour Directional Volume Count

PO Box 1178
Corona, CA 92878
Phone: (951) 268-6268
email: counts@countsunlimited.com

LKE021
Site Code: 057-16654

Start Time	12/8/2016 Thu	Northbound		Hour Totals		Southbound		Hour Totals		Combined Totals	
		Morning	Afternoon	Morning	Afternoon	Morning	Afternoon	Morning	Afternoon	Morning	Afternoon
12:00		0	0			0	0				
12:15		0	0			0	0				
12:30		0	0			0	0				
12:45		0	1	0	1	0	3	0	3	0	4
01:00		0	2			0	0				
01:15		0	2			0	2				
01:30		0	1			0	0				
01:45		0	0	0	5	0	0	0	2	0	7
02:00		0	0			0	1				
02:15		0	2			0	3				
02:30		0	1			0	0				
02:45		0	3	0	6	0	1	0	5	0	11
03:00		0	5			0	5				
03:15		0	0			0	0				
03:30		0	0			0	0				
03:45		0	0	0	5	0	0	0	5	0	10
04:00		0	0			0	0				
04:15		0	0			0	0				
04:30		0	0			0	0				
04:45		1	0	1	0	0	0	0	0	1	0
05:00		0	1			0	0				
05:15		0	0			0	0				
05:30		0	0			0	1				
05:45		0	0	0	1	0	0	0	1	0	2
06:00		1	2			0	0				
06:15		2	0			1	0				
06:30		0	0			3	0				
06:45		0	0	3	2	0	0	4	0	7	2
07:00		1	1			0	2				
07:15		1	0			2	0				
07:30		1	0			0	0				
07:45		0	1	3	2	0	2	2	4	5	6
08:00		0	0			0	0				
08:15		0	0			0	0				
08:30		0	0			0	0				
08:45		0	0	0	0	2	0	2	0	2	0
09:00		0	0			0	0				
09:15		1	0			0	0				
09:30		1	0			2	0				
09:45		1	0	3	0	0	0	2	0	5	0
10:00		0	0			0	0				
10:15		0	0			0	0				
10:30		1	0			1	0				
10:45		1	0	2	0	1	0	2	0	4	0
11:00		1	1			0	1				
11:15		0	0			0	0				
11:30		0	0			2	0				
11:45		0	0	1	1	0	0	2	1	3	2
Total		13	23	13	23	14	21	14	21	27	44
Combined Total		36		36		35		35		71	
AM Peak	-	05:30	-	-	-	06:30	-	-	-	-	-
Vol.	-	3	-	-	-	5	-	-	-	-	-
P.H.F.	-	0.375				0.417					
PM Peak	-	-	02:15	-	-	-	02:15	-	-	-	-
Vol.	-	-	11	-	-	-	9	-	-	-	-
P.H.F.	-		0.550				0.450				
Percentage		36.1%	63.9%			40.0%	60.0%				
ADT/AADT		ADT 71		AADT 71							

Counts Unlimited, Inc.

Page 1

City of Lake Elsinore
Lucerne Street
S/ Lakeshore Drive
24 Hour Directional Volume Count

PO Box 1178
Corona, CA 92878
Phone: (951) 268-6268
email: counts@countsunlimited.com

LKE021
Site Code: 057-16654

Start Time	12/10/2016 Sat	Northbound		Hour Totals		Southbound		Hour Totals		Combined Totals	
		Morning	Afternoon	Morning	Afternoon	Morning	Afternoon	Morning	Afternoon	Morning	Afternoon
12:00		0	1			0	0				
12:15		0	2			0	2				
12:30		0	3			0	6				
12:45		0	0	0	6	0	0	0	8	0	14
01:00		0	0			0	1				
01:15		0	1			0	0				
01:30		0	0			0	2				
01:45		0	1	0	2	0	0	0	3	0	5
02:00		0	1			0	1				
02:15		0	1			0	0				
02:30		0	0			0	0				
02:45		0	0	0	2	0	0	0	1	0	3
03:00		0	0			0	0				
03:15		0	0			0	0				
03:30		0	1			0	0				
03:45		0	1	0	2	0	1	0	1	0	3
04:00		0	5			0	1				
04:15		0	1			0	1				
04:30		0	0			0	0				
04:45		0	0	0	6	0	1	0	3	0	9
05:00		0	0			0	0				
05:15		0	0			0	0				
05:30		0	0			0	0				
05:45		0	0	0	0	0	0	0	0	0	0
06:00		0	1			0	0				
06:15		0	0			0	0				
06:30		0	0			0	0				
06:45		0	1	0	2	0	1	0	1	0	3
07:00		0	0			0	2				
07:15		2	0			1	0				
07:30		0	0			0	0				
07:45		0	0	2	0	0	0	1	2	3	2
08:00		0	0			0	0				
08:15		2	0			1	0				
08:30		0	0			0	0				
08:45		0	0	2	0	0	0	1	0	3	0
09:00		0	0			0	0				
09:15		0	1			1	0				
09:30		1	0			0	0				
09:45		0	0	1	1	0	1	1	1	2	2
10:00		0	0			0	0				
10:15		1	0			0	1				
10:30		0	2			1	1				
10:45		1	0	2	2	2	0	3	2	5	4
11:00		0	0			0	0				
11:15		0	0			0	0				
11:30		0	0			1	0				
11:45		2	1	2	1	0	1	1	1	3	2
Total		9	24	9	24	7	23	7	23	16	47
Combined Total		33		33		30		30		63	
AM Peak	-	06:30	-	-	-	10:00	-	-	-	-	-
Vol.	-	2	-	-	-	3	-	-	-	-	-
P.H.F.	-	0.250	-	-	-	0.375	-	-	-	-	-
PM Peak	-	-	03:30	-	-	-	00:15	-	-	-	-
Vol.	-	-	8	-	-	-	9	-	-	-	-
P.H.F.	-	-	0.400	-	-	-	0.375	-	-	-	-
Percentage		27.3%	72.7%			23.3%	76.7%				
ADT/AADT		ADT 63		AADT 63							

Counts Unlimited, Inc.

Page 1

City of Lake Elsinore
Casino Drive
E/ Diamond Drive
24 Hour Directional Volume Count

PO Box 1178
Corona, CA 92878
Phone: (951) 268-6268
email: counts@countsunlimited.com

LKE002
Site Code: M230

Start Time	12/8/2016 Thu	Eastbound		Hour Totals		Westbound		Hour Totals		Combined Totals	
		Morning	Afternoon	Morning	Afternoon	Morning	Afternoon	Morning	Afternoon	Morning	Afternoon
12:00		5	62			3	41				
12:15		2	53			5	47				
12:30		8	51			5	60				
12:45		3	46	18	212	3	52	16	200	34	412
01:00		1	50			4	46				
01:15		3	51			2	48				
01:30		4	79			3	51				
01:45		2	70	10	250	4	47	13	192	23	442
02:00		2	77			4	48				
02:15		5	74			5	46				
02:30		1	54			4	43				
02:45		1	66	9	271	2	51	15	188	24	459
03:00		0	60			3	51				
03:15		0	61			4	39				
03:30		3	67			1	47				
03:45		3	58	6	246	8	53	16	190	22	436
04:00		3	56			8	47				
04:15		3	59			6	53				
04:30		4	60			10	40				
04:45		5	64	15	239	13	46	37	186	52	425
05:00		4	62			12	57				
05:15		3	74			14	42				
05:30		7	52			15	53				
05:45		9	57	23	245	14	42	55	194	78	439
06:00		10	58			20	32				
06:15		9	61			32	43				
06:30		15	54			13	42				
06:45		20	47	54	220	37	34	102	151	156	371
07:00		30	36			26	27				
07:15		42	36			58	22				
07:30		62	39			40	40				
07:45		50	32	184	143	24	34	148	123	332	266
08:00		44	23			24	31				
08:15		41	21			26	32				
08:30		61	22			31	32				
08:45		37	23	183	89	26	18	107	113	290	202
09:00		46	28			34	20				
09:15		53	25			30	21				
09:30		76	16			18	21				
09:45		57	11	232	80	35	22	117	84	349	164
10:00		39	18			30	12				
10:15		43	11			36	11				
10:30		52	17			36	11				
10:45		51	14	185	60	46	14	148	48	333	108
11:00		44	13			27	15				
11:15		39	12			39	16				
11:30		49	10			60	12				
11:45		49	6	181	41	46	7	172	50	353	91
Total		1100	2096	1100	2096	946	1719	946	1719	2046	3815
Combined Total		3196		3196		2665		2665		5861	
AM Peak	-	09:00	-	-	-	10:45	-	-	-	-	-
Vol.	-	232	-	-	-	172	-	-	-	-	-
P.H.F.	-	0.763	-	-	-	0.717	-	-	-	-	-
PM Peak	-	-	01:30	-	-	-	00:30	-	-	-	-
Vol.	-	-	300	-	-	-	206	-	-	-	-
P.H.F.	-	-	0.949	-	-	-	0.858	-	-	-	-
Percentage		34.4%	65.6%			35.5%	64.5%				
ADT/AADT		ADT 5,861	AADT 5,861								

Counts Unlimited, Inc.

Page 1

City of Lake Elsinore
Casino Drive
E/ Diamond Drive
24 Hour Directional Volume Count

PO Box 1178
Corona, CA 92878
Phone: (951) 268-6268
email: counts@countsunlimited.com

LKE002A
Site Code: 057-16654

Start Time	12/17/2016 Sat	Eastbound		Hour Totals		Westbound		Hour Totals		Combined Totals	
		Morning	Afternoon	Morning	Afternoon	Morning	Afternoon	Morning	Afternoon	Morning	Afternoon
12:00		11	60			11	47				
12:15		8	46			5	57				
12:30		8	74			7	41				
12:45		8	75	35	255	5	38	28	183	63	438
01:00		5	81			8	48				
01:15		13	63			14	42				
01:30		7	68			6	24				
01:45		4	52	29	264	10	42	38	156	67	420
02:00		3	44			10	40				
02:15		4	52			6	42				
02:30		5	56			6	43				
02:45		2	53	14	205	5	37	27	162	41	367
03:00		4	53			3	43				
03:15		2	56			4	49				
03:30		1	61			5	46				
03:45		3	60	10	230	8	58	20	196	30	426
04:00		1	71			4	44				
04:15		5	53			4	42				
04:30		0	63			7	56				
04:45		5	44	11	231	5	36	20	178	31	409
05:00		3	54			7	41				
05:15		4	46			13	42				
05:30		9	48			9	41				
05:45		7	45	23	193	11	49	40	173	63	366
06:00		6	48			4	46				
06:15		10	35			11	35				
06:30		13	41			17	29				
06:45		11	45	40	169	14	35	46	145	86	314
07:00		14	39			17	23				
07:15		13	38			9	25				
07:30		21	26			29	25				
07:45		20	34	68	137	25	24	80	97	148	234
08:00		19	27			20	25				
08:15		23	19			28	24				
08:30		43	29			27	25				
08:45		33	31	118	106	35	27	110	101	228	207
09:00		38	26			25	18				
09:15		40	33			25	20				
09:30		58	25			24	13				
09:45		32	18	168	102	40	32	114	83	282	185
10:00		46	19			37	11				
10:15		51	23			35	15				
10:30		54	27			44	17				
10:45		48	26	199	95	39	15	155	58	354	153
11:00		46	26			41	6				
11:15		66	17			45	11				
11:30		70	24			43	19				
11:45		65	16	247	83	44	17	173	53	420	136
Total		962	2070	962	2070	851	1585	851	1585	1813	3655
Combined Total		3032		3032		2436		2436		5468	
AM Peak	-	11:00	-	-	-	11:00	-	-	-	-	-
Vol.	-	247	-	-	-	173	-	-	-	-	-
P.H.F.	-	0.882	-	-	-	0.961	-	-	-	-	-
PM Peak	-	-	00:30	-	-	-	03:45	-	-	-	-
Vol.	-	-	293	-	-	-	200	-	-	-	-
P.H.F.	-	-	0.904	-	-	-	0.862	-	-	-	-
Percentage		31.7%	68.3%			34.9%	65.1%				
ADT/AADT		ADT 5,468	AADT 5,468								

Counts Unlimited, Inc.

Page 1

City of Lake Elsinore
Diamond Drive
B/ Lakeshore Drive - Pete Lehr Drive
24 Hour Directional Volume Count

PO Box 1178
Corona, CA 92878
Phone: (951) 268-6268
email: counts@countsunlimited.com

LKEDILAPL
Site Code: 057-16190

Start Time	4/7/2016 Thu	Eastbound		Hour Totals		Westbound		Hour Totals		Combined Totals	
		Morning	Afternoon	Morning	Afternoon	Morning	Afternoon	Morning	Afternoon	Morning	Afternoon
12:00		1	51			4	31				
12:15		1	43			7	34				
12:30		0	44			4	52				
12:45		1	41	3	179	1	40	16	157	19	336
01:00		2	59			2	38				
01:15		1	53			2	29				
01:30		3	43			1	33				
01:45		1	44	7	199	1	42	6	142	13	341
02:00		0	56			1	54				
02:15		0	42			2	48				
02:30		4	43			4	37				
02:45		3	56	7	197	1	43	8	182	15	379
03:00		1	41			1	45				
03:15		4	56			1	46				
03:30		3	52			2	24				
03:45		4	36	12	185	2	52	6	167	18	352
04:00		8	44			2	29				
04:15		10	42			2	49				
04:30		19	42			4	53				
04:45		16	51	53	179	3	38	11	169	64	348
05:00		17	46			0	29				
05:15		17	44			5	49				
05:30		16	38			11	43				
05:45		17	37	67	165	11	50	27	171	94	336
06:00		22	33			7	41				
06:15		23	39			14	34				
06:30		27	19			19	28				
06:45		29	26	101	117	37	44	77	147	178	264
07:00		23	27			16	32				
07:15		38	28			31	33				
07:30		30	29			31	33				
07:45		40	22	131	106	48	29	126	127	257	233
08:00		25	32			43	22				
08:15		37	18			31	19				
08:30		36	15			38	13				
08:45		36	16	134	81	58	20	170	74	304	155
09:00		44	16			27	17				
09:15		37	18			35	17				
09:30		43	11			36	19				
09:45		55	15	179	60	41	11	139	64	318	124
10:00		39	11			45	11				
10:15		44	5			24	4				
10:30		48	6			37	8				
10:45		49	2	180	24	52	5	158	28	338	52
11:00		47	7			27	11				
11:15		56	6			32	5				
11:30		35	4			34	5				
11:45		60	15	198	32	38	4	131	25	329	57
Total		1072	1524	1072	1524	875	1453	875	1453	1947	2977
Combined Total		2596		2596		2328		2328		4924	
AM Peak	-	10:30	-	-	-	08:00	-	-	-	-	-
Vol.	-	200	-	-	-	170	-	-	-	-	-
P.H.F.		0.893				0.733					
PM Peak	-	-	02:45	-	-	-	03:45	-	-	-	-
Vol.	-	-	205	-	-	-	183	-	-	-	-
P.H.F.			0.915				0.863				
Percentage		41.3%	58.7%			37.6%	62.4%				

Counts Unlimited, Inc.

Page 3

City of Lake Elsinore
Diamond Drive
B/ Lakeshore Drive - Pete Lehr Drive
24 Hour Directional Volume Count

PO Box 1178
Corona, CA 92878
Phone: (951) 268-6268
email: counts@countsunlimited.com

LKEDILAPL
Site Code: 057-16190

Start Time	4/9/2016 Sat	Eastbound		Hour Totals		Westbound		Hour Totals		Combined Totals	
		Morning	Afternoon	Morning	Afternoon	Morning	Afternoon	Morning	Afternoon	Morning	Afternoon
12:00		6	53			4	53				
12:15		1	67			4	39				
12:30		1	56			3	41				
12:45		3	55	11	231	6	52	17	185	28	416
01:00		2	48			3	45				
01:15		4	46			2	38				
01:30		1	36			4	53				
01:45		4	48	11	178	2	49	11	185	22	363
02:00		4	52			4	62				
02:15		1	69			0	53				
02:30		1	60			7	48				
02:45		3	54	9	235	3	52	14	215	23	450
03:00		0	58			2	38				
03:15		2	59			0	52				
03:30		2	46			3	33				
03:45		2	39	6	202	5	48	10	171	16	373
04:00		2	58			0	32				
04:15		3	42			1	38				
04:30		4	59			1	32				
04:45		4	51	13	210	4	23	6	125	19	335
05:00		1	47			0	35				
05:15		5	28			9	28				
05:30		8	30			12	28				
05:45		7	45	21	150	11	37	32	128	53	278
06:00		8	45			1	29				
06:15		7	34			12	27				
06:30		11	24			10	33				
06:45		8	36	34	139	13	28	36	117	70	256
07:00		18	24			15	18				
07:15		12	34			18	28				
07:30		15	31			17	19				
07:45		21	26	66	115	25	21	75	86	141	201
08:00		29	16			19	17				
08:15		23	18			26	21				
08:30		36	20			27	14				
08:45		31	12	119	66	41	22	113	74	232	140
09:00		32	14			36	6				
09:15		43	13			24	17				
09:30		51	12			39	13				
09:45		53	6	179	45	43	13	142	49	321	94
10:00		43	18			42	23				
10:15		38	13			37	15				
10:30		48	10			36	13				
10:45		54	1	183	42	40	11	155	62	338	104
11:00		49	8			49	12				
11:15		52	5			50	7				
11:30		46	8			33	9				
11:45		54	3	201	24	37	8	169	36	370	60
Total		853	1637	853	1637	780	1433	780	1433	1633	3070
Combined Total		2490		2490		2213		2213		4703	
AM Peak	-	10:30	-	-	-	10:30	-	-	-	-	-
Vol.	-	203	-	-	-	175	-	-	-	-	-
P.H.F.	-	0.940	-	-	-	0.875	-	-	-	-	-
PM Peak	-	-	02:15	-	-	-	01:30	-	-	-	-
Vol.	-	-	241	-	-	-	217	-	-	-	-
P.H.F.	-	-	0.873	-	-	-	0.875	-	-	-	-
Percentage		34.3%	65.7%			35.2%	64.8%				

Counts Unlimited, Inc.

Page 1

City of Lake Elsinore
Diamond Drive
B/ Campbell Street - Malaga Road
24 Hour Directional Volume Count

PO Box 1178
Corona, CA 92878
Phone: (951) 268-6268
email: counts@countsunlimited.com

LKE003
Site Code: 057-16654

Start Time	12/8/2016 Thu	Northbound		Hour Totals		Southbound		Hour Totals		Combined Totals	
		Morning	Afternoon	Morning	Afternoon	Morning	Afternoon	Morning	Afternoon	Morning	Afternoon
12:00		1	31			4	33				
12:15		1	23			1	23				
12:30		1	34			3	16				
12:45		3	36	6	124	0	27	8	99	14	223
01:00		1	34			2	14				
01:15		1	35			4	19				
01:30		4	25			1	26				
01:45		0	24	6	118	0	13	7	72	13	190
02:00		1	34			1	24				
02:15		1	43			0	27				
02:30		3	34			1	18				
02:45		3	37	8	148	0	25	2	94	10	242
03:00		3	44			0	26				
03:15		6	35			2	19				
03:30		7	38			1	23				
03:45		14	27	30	144	2	34	5	102	35	246
04:00		16	28			0	28				
04:15		13	29			2	25				
04:30		14	38			3	33				
04:45		19	45	62	140	2	52	7	138	69	278
05:00		13	42			4	31				
05:15		21	35			1	21				
05:30		17	22			3	34				
05:45		21	21	72	120	9	30	17	116	89	236
06:00		26	26			22	36				
06:15		30	15			27	32				
06:30		32	19			27	45				
06:45		34	12	122	72	24	38	100	151	222	223
07:00		35	17			21	44				
07:15		38	8			14	33				
07:30		40	16			19	30				
07:45		35	10	148	51	28	33	82	140	230	191
08:00		32	11			20	23				
08:15		24	12			19	22				
08:30		28	11			25	29				
08:45		25	9	109	43	15	25	79	99	188	142
09:00		30	17			18	17				
09:15		26	16			22	11				
09:30		32	17			32	7				
09:45		30	10	118	60	13	11	85	46	203	106
10:00		37	7			17	14				
10:15		26	10			13	5				
10:30		22	12			20	8				
10:45		37	9	122	38	28	5	78	32	200	70
11:00		34	12			18	2				
11:15		20	9			23	5				
11:30		30	8			16	3				
11:45		35	3	119	32	28	5	85	15	204	47
Total		922	1090	922	1090	555	1104	555	1104	1477	2194
Combined Total		2012		2012		1659		1659		3671	
AM Peak	-	07:00	-	-	-	06:00	-	-	-	-	-
Vol.	-	148	-	-	-	100	-	-	-	-	-
P.H.F.	-	0.925	-	-	-	0.926	-	-	-	-	-
PM Peak	-	-	04:30	-	-	-	06:30	-	-	-	-
Vol.	-	-	160	-	-	-	160	-	-	-	-
P.H.F.	-	-	0.889	-	-	-	0.889	-	-	-	-
Percentage		45.8%	54.2%			33.5%	66.5%				
ADT/AADT		ADT 3,671	AADT 3,671								

Counts Unlimited, Inc.

Page 1

City of Lake Elsinore
Diamond Drive
B/ Campbell Street - Malaga Road
24 Hour Directional Volume Count

PO Box 1178
Corona, CA 92878
Phone: (951) 268-6268
email: counts@countsunlimited.com

LKE003A
Site Code: 057-16654

Start Time	12/17/2016 Sat	Northbound		Hour Totals		Southbound		Hour Totals		Combined Totals	
		Morning	Afternoon	Morning	Afternoon	Morning	Afternoon	Morning	Afternoon	Morning	Afternoon
12:00		2	44			8	30				
12:15		2	37			8	33				
12:30		5	32			9	33				
12:45		2	38	11	151	6	24	31	120	42	271
01:00		1	24			2	28				
01:15		0	33			4	33				
01:30		1	34			1	32				
01:45		1	31	3	122	5	37	12	130	15	252
02:00		0	38			3	32				
02:15		1	30			4	17				
02:30		2	20			5	30				
02:45		3	20	6	108	0	28	12	107	18	215
03:00		1	40			0	35				
03:15		4	35			2	31				
03:30		4	39			1	38				
03:45		6	29	15	143	6	24	9	128	24	271
04:00		6	42			1	34				
04:15		2	38			3	39				
04:30		5	32			2	39				
04:45		7	39	20	151	0	24	6	136	26	287
05:00		7	35			2	36				
05:15		4	24			2	44				
05:30		5	27			3	48				
05:45		7	27	23	113	10	46	17	174	40	287
06:00		10	14			11	29				
06:15		11	22			13	34				
06:30		7	23			16	31				
06:45		11	17	39	76	14	34	54	128	93	204
07:00		15	15			17	18				
07:15		16	17			8	28				
07:30		22	22			12	28				
07:45		26	18	79	72	14	30	51	104	130	176
08:00		34	18			6	27				
08:15		27	15			17	25				
08:30		29	26			16	16				
08:45		31	26	121	85	20	19	59	87	180	172
09:00		46	29			23	14				
09:15		38	15			16	13				
09:30		35	14			21	11				
09:45		31	12	150	70	21	15	81	53	231	123
10:00		42	18			26	16				
10:15		39	16			25	20				
10:30		24	22			19	6				
10:45		29	7	134	63	41	23	111	65	245	128
11:00		40	10			29	16				
11:15		30	4			37	5				
11:30		26	8			29	14				
11:45		32	3	128	25	26	11	121	46	249	71
Total		729	1179	729	1179	564	1278	564	1278	1293	2457
Combined Total		1908		1908		1842		1842		3750	
AM Peak	-	08:45	-	-	-	10:45	-	-	-	-	-
Vol.	-	150	-	-	-	136	-	-	-	-	-
P.H.F.	-	0.815	-	-	-	0.829	-	-	-	-	-
PM Peak	-	-	12:00	-	-	-	05:00	-	-	-	-
Vol.	-	-	151	-	-	-	174	-	-	-	-
P.H.F.	-	-	0.858	-	-	-	0.906	-	-	-	-
Percentage		38.2%	61.8%			30.6%	69.4%				
ADT/AADT		ADT 3,750	AADT 3,750								

Counts Unlimited, Inc.

Page 1

City of Lake Elsinore
Mission Trail
B/ Diamond Drive - Campbell Street
24 Hour Directional Volume Count

PO Box 1178
Corona, CA 92878
Phone: (951) 268-6268
email: counts@countsunlimited.com

LKE004
Site Code: 057-16654

Start Time	12/8/2016 Thu	Northbound		Hour Totals		Southbound		Hour Totals		Combined Totals	
		Morning	Afternoon	Morning	Afternoon	Morning	Afternoon	Morning	Afternoon	Morning	Afternoon
12:00		22	208			9	197				
12:15		13	160			14	168				
12:30		10	182			12	145				
12:45		2	200	47	750	5	183	40	693	87	1443
01:00		8	149			5	180				
01:15		8	199			9	173				
01:30		5	165			2	167				
01:45		9	172	30	685	3	192	19	712	49	1397
02:00		7	204			7	221				
02:15		8	237			2	186				
02:30		5	225			3	197				
02:45		4	210	24	876	6	177	18	781	42	1657
03:00		9	234			3	210				
03:15		13	179			3	188				
03:30		14	193			9	152				
03:45		16	184	52	790	7	186	22	736	74	1526
04:00		27	194			9	174				
04:15		29	179			14	184				
04:30		33	182			22	185				
04:45		30	165	119	720	29	167	74	710	193	1430
05:00		40	162			21	167				
05:15		41	188			28	161				
05:30		41	208			33	164				
05:45		46	173	168	731	52	149	134	641	302	1372
06:00		66	160			52	152				
06:15		78	150			72	137				
06:30		71	135			54	137				
06:45		70	116	285	561	85	140	263	566	548	1127
07:00		98	127			79	116				
07:15		127	120			111	98				
07:30		147	98			114	96				
07:45		120	90	492	435	147	80	451	390	943	825
08:00		124	92			149	67				
08:15		105	77			117	86				
08:30		105	109			123	70				
08:45		141	95	475	373	121	70	510	293	985	666
09:00		140	85			108	79				
09:15		137	99			118	71				
09:30		168	65			143	54				
09:45		138	58	583	307	170	44	539	248	1122	555
10:00		116	54			131	28				
10:15		143	36			121	29				
10:30		177	39			159	28				
10:45		154	14	590	143	150	30	561	115	1151	258
11:00		143	29			154	24				
11:15		164	24			184	17				
11:30		181	19			160	19				
11:45		164	27	652	99	154	23	652	83	1304	182
Total		3517	6470	3517	6470	3283	5968	3283	5968	6800	12438
Combined Total		9987		9987		9251		9251		19238	
AM Peak	-	11:00	-	-	-	11:00	-	-	-	-	-
Vol.	-	652	-	-	-	652	-	-	-	-	-
P.H.F.	-	0.901	-	-	-	0.886	-	-	-	-	-
PM Peak	-	-	02:15	-	-	-	01:45	-	-	-	-
Vol.	-	-	906	-	-	-	796	-	-	-	-
P.H.F.	-	-	0.956	-	-	-	0.900	-	-	-	-
Percentage		35.2%	64.8%			35.5%	64.5%				
ADT/AADT		ADT 19,238	AADT 19,238								

Counts Unlimited, Inc.

Page 1

City of Lake Elsinore
Mission Trail
B/ Diamond Drive - Campbell Street
24 Hour Directional Volume Count

PO Box 1178
Corona, CA 92878
Phone: (951) 268-6268
email: counts@countsunlimited.com

LKE004A
Site Code: 057-16654

Start Time	12/17/2016 Sat	Northbound		Hour Totals		Southbound		Hour Totals		Combined Totals	
		Morning	Afternoon	Morning	Afternoon	Morning	Afternoon	Morning	Afternoon	Morning	Afternoon
12:00		46	233			23	129				
12:15		21	203			17	156				
12:30		13	195			18	146				
12:45		19	209	99	840	18	139	76	570	175	1410
01:00		17	222			18	147				
01:15		10	233			16	153				
01:30		11	194			11	153				
01:45		6	176	44	825	6	145	51	598	95	1423
02:00		11	198			8	153				
02:15		8	206			4	136				
02:30		8	192			7	165				
02:45		5	180	32	776	3	147	22	601	54	1377
03:00		6	194			6	155				
03:15		12	184			3	184				
03:30		16	183			13	171				
03:45		6	207	40	768	10	171	32	681	72	1449
04:00		14	202			9	164				
04:15		14	187			8	138				
04:30		14	156			22	132				
04:45		19	174	61	719	12	106	51	540	112	1259
05:00		20	159			12	112				
05:15		24	147			17	136				
05:30		24	140			37	96				
05:45		29	141	97	587	21	85	87	429	184	1016
06:00		31	146			28	89				
06:15		30	129			40	76				
06:30		44	114			41	77				
06:45		41	123	146	512	32	71	141	313	287	825
07:00		50	126			66	54				
07:15		56	102			61	50				
07:30		76	73			98	52				
07:45		79	90	261	391	85	45	310	201	571	592
08:00		103	89			77	38				
08:15		116	66			93	21				
08:30		99	85			135	30				
08:45		131	107	449	347	126	27	431	116	880	463
09:00		135	92			114	25				
09:15		120	91			107	21				
09:30		135	94			130	17				
09:45		158	60	548	337	134	17	485	80	1033	417
10:00		184	68			124	13				
10:15		182	54			123	16				
10:30		186	63			120	12				
10:45		194	56	746	241	134	11	501	52	1247	293
11:00		176	50			137	12				
11:15		189	52			129	5				
11:30		194	44			131	5				
11:45		206	28	765	174	144	6	541	28	1306	202
Total		3288	6517	3288	6517	2728	4209	2728	4209	6016	10726
Combined Total		9805		9805		6937		6937		16742	
AM Peak	-	11:00	-	-	-	11:00	-	-	-	-	-
Vol.	-	765	-	-	-	541	-	-	-	-	-
P.H.F.	-	0.928				0.939					
PM Peak	-	-	00:30	-	-	-	03:15	-	-	-	-
Vol.	-	-	859	-	-	-	690	-	-	-	-
P.H.F.	-	-	0.922			-	0.938				
Percentage		33.5%	66.5%			39.3%	60.7%				
ADT/AADT		ADT 16,742	AADT 16,742								

Counts Unlimited, Inc.

Page 1

City of Lake Elsinore
Mission Trail
B/ Campbell Street - Malaga Road
24 Hour Directional Volume Count

PO Box 1178
Corona, CA 92878
Phone: (951) 268-6268
email: counts@countsunlimited.com

LKE005
Site Code: 057-16654

Start Time	12/8/2016 Thu	Northbound		Hour Totals		Southbound		Hour Totals		Combined Totals	
		Morning	Afternoon	Morning	Afternoon	Morning	Afternoon	Morning	Afternoon	Morning	Afternoon
12:00		22	158			12	144				
12:15		13	111			12	130				
12:30		7	139			15	120				
12:45		2	163	44	571	7	126	46	520	90	1091
01:00		5	118			5	157				
01:15		6	172			9	139				
01:30		4	130			5	150				
01:45		8	122	23	542	2	153	21	599	44	1141
02:00		7	174			7	164				
02:15		5	170			4	165				
02:30		4	166			5	158				
02:45		3	169	19	679	6	153	22	640	41	1319
03:00		10	186			3	176				
03:15		11	136			2	145				
03:30		14	155			4	126				
03:45		16	154	51	631	4	180	13	627	64	1258
04:00		25	152			10	160				
04:15		29	141			13	162				
04:30		33	142			17	170				
04:45		28	148	115	583	29	156	69	648	184	1231
05:00		33	154			24	165				
05:15		36	137			28	149				
05:30		36	157			31	154				
05:45		47	121	152	569	60	139	143	607	295	1176
06:00		61	123			52	139				
06:15		73	115			75	116				
06:30		64	95			51	134				
06:45		73	99	271	432	80	123	258	512	529	944
07:00		93	92			67	112				
07:15		118	99			104	94				
07:30		139	76			98	92				
07:45		123	75	473	342	115	89	384	387	857	729
08:00		112	73			109	51				
08:15		99	55			81	68				
08:30		104	88			92	83				
08:45		128	86	443	302	77	61	359	263	802	565
09:00		134	74			82	76				
09:15		109	70			88	69				
09:30		145	57			106	44				
09:45		120	48	508	249	131	46	407	235	915	484
10:00		93	43			115	38				
10:15		138	31			104	29				
10:30		133	33			116	24				
10:45		133	15	497	122	114	32	449	123	946	245
11:00		112	22			119	27				
11:15		126	18			133	20				
11:30		148	19			120	23				
11:45		120	19	506	78	134	22	506	92	1012	170
Total		3102	5100	3102	5100	2677	5253	2677	5253	5779	10353
Combined Total		8202		8202		7930		7930		16132	
AM Peak	-	10:45	-	-	-	11:00	-	-	-	-	-
Vol.	-	519	-	-	-	506	-	-	-	-	-
P.H.F.	-	0.877	-	-	-	0.944	-	-	-	-	-
PM Peak	-	-	02:15	-	-	-	03:45	-	-	-	-
Vol.	-	-	691	-	-	-	672	-	-	-	-
P.H.F.	-	-	0.929	-	-	-	0.933	-	-	-	-
Percentage		37.8%	62.2%			33.8%	66.2%				
ADT/AADT		ADT 16,132	AADT 16,132								

Counts Unlimited, Inc.

Page 1

City of Lake Elsinore
Mission Trail
B/ Campbell Street - Malaga Road
24 Hour Directional Volume Count

PO Box 1178
Corona, CA 92878
Phone: (951) 268-6268
email: counts@countsunlimited.com

LKE005
Site Code: 057-16654

Start Time	12/10/2016 Sat	Northbound		Hour Totals		Southbound		Hour Totals		Combined Totals	
		Morning	Afternoon	Morning	Afternoon	Morning	Afternoon	Morning	Afternoon	Morning	Afternoon
12:00		29	176			35	172				
12:15		35	164			21	180				
12:30		26	180			28	148				
12:45		36	204	126	724	15	162	99	662	225	1386
01:00		25	170			14	185				
01:15		20	174			12	157				
01:30		9	178			9	166				
01:45		12	159	66	681	5	163	40	671	106	1352
02:00		11	150			6	172				
02:15		9	176			7	142				
02:30		11	195			6	151				
02:45		8	189	39	710	6	153	25	618	64	1328
03:00		5	200			5	160				
03:15		9	161			5	153				
03:30		4	147			3	185				
03:45		12	173	30	681	5	171	18	669	48	1350
04:00		10	158			5	155				
04:15		14	165			6	172				
04:30		7	169			8	156				
04:45		12	141	43	633	11	135	30	618	73	1251
05:00		16	164			12	123				
05:15		13	115			11	128				
05:30		28	111			28	137				
05:45		27	134	84	524	41	141	92	529	176	1053
06:00		31	102			26	105				
06:15		33	139			16	113				
06:30		34	102			26	88				
06:45		45	110	143	453	37	104	105	410	248	863
07:00		47	92			33	122				
07:15		51	117			51	83				
07:30		63	76			54	101				
07:45		81	62	242	347	81	80	219	386	461	733
08:00		104	78			69	77				
08:15		98	78			63	71				
08:30		115	86			72	59				
08:45		129	73	446	315	102	59	306	266	752	581
09:00		109	105			122	75				
09:15		136	82			122	73				
09:30		117	64			133	55				
09:45		140	75	502	326	146	53	523	256	1025	582
10:00		141	66			115	48				
10:15		135	56			116	35				
10:30		157	64			165	37				
10:45		167	37	600	223	157	45	553	165	1153	388
11:00		123	35			137	40				
11:15		151	43			148	39				
11:30		165	35			174	27				
11:45		164	26	603	139	176	32	635	138	1238	277
Total		2924	5756	2924	5756	2645	5388	2645	5388	5569	11144
Combined Total		8680		8680		8033		8033		16713	
AM Peak Vol.	-	10:45 606	-	-	-	11:00 635	-	-	-	-	-
P.H.F.	-	0.907				0.902					
PM Peak Vol.	-	-	02:15 760	-	-	-	03:30 683	-	-	-	-
P.H.F.	-		0.931				0.923				
Percentage		33.7%	66.3%			32.9%	67.1%				
ADT/AADT		ADT 16,713	AADT 16,713								

Counts Unlimited, Inc.

Page 1

City of Lake Elsinore
Malaga Road
B/ Diamond Drive - Mission Trail
24 Hour Directional Volume Count

PO Box 1178
Corona, CA 92878
Phone: (951) 268-6268
email: counts@countsunlimited.com

LKE006
Site Code: 057-16654

Start Time	12/8/2016 Thu	Eastbound		Hour Totals		Westbound		Hour Totals		Combined Totals	
		Morning	Afternoon	Morning	Afternoon	Morning	Afternoon	Morning	Afternoon	Morning	Afternoon
12:00		0	10			1	13				
12:15		0	10			1	14				
12:30		0	8			2	12				
12:45		1	9	1	37	0	10	4	49	5	86
01:00		0	15			0	17				
01:15		0	6			1	15				
01:30		1	18			0	14				
01:45		2	11	3	50	1	10	2	56	5	106
02:00		2	10			2	17				
02:15		1	14			1	13				
02:30		0	13			1	31				
02:45		0	9	3	46	0	7	4	68	7	114
03:00		0	13			1	13				
03:15		0	8			0	20				
03:30		0	5			0	14				
03:45		0	7	0	33	0	21	1	68	1	101
04:00		2	15			0	19				
04:15		0	14			0	12				
04:30		2	10			0	18				
04:45		0	19	4	58	0	19	0	68	4	126
05:00		1	10			2	14				
05:15		2	13			3	15				
05:30		1	8			0	15				
05:45		0	6	4	37	0	18	5	62	9	99
06:00		1	8			2	12				
06:15		2	6			0	10				
06:30		0	9			1	7				
06:45		7	7	10	30	1	15	4	44	14	74
07:00		2	8			9	13				
07:15		8	11			6	4				
07:30		2	5			6	11				
07:45		2	6	14	30	11	8	32	36	46	66
08:00		3	5			14	9				
08:15		1	2			4	4				
08:30		4	4			7	8				
08:45		9	5	17	16	9	8	34	29	51	45
09:00		1	1			12	7				
09:15		4	5			6	2				
09:30		7	5			10	4				
09:45		10	1	22	12	8	4	36	17	58	29
10:00		7	3			13	5				
10:15		8	3			9	1				
10:30		9	1			2	0				
10:45		6	3	30	10	16	7	40	13	70	23
11:00		5	1			11	3				
11:15		10	0			13	0				
11:30		9	1			8	0				
11:45		6	1	30	3	8	1	40	4	70	7
Total		138	362	138	362	202	514	202	514	340	876
Combined Total		500		500		716		716		1216	
AM Peak	-	09:45	-	-	-	10:45	-	-	-	-	-
Vol.	-	34	-	-	-	48	-	-	-	-	-
P.H.F.	-	0.850	-	-	-	0.750	-	-	-	-	-
PM Peak	-	-	04:00	-	-	-	03:15	-	-	-	-
Vol.	-	-	58	-	-	-	74	-	-	-	-
P.H.F.	-	-	0.763	-	-	-	0.597	-	-	-	-
Percentage		27.6%	72.4%			28.2%	71.8%				
ADT/AADT		ADT 1,216	AADT 1,216								

Counts Unlimited, Inc.

Page 1

City of Lake Elsinore
Malaga Road
B/ Diamond Drive - Mission Trail
24 Hour Directional Volume Count

PO Box 1178
Corona, CA 92878
Phone: (951) 268-6268
email: counts@countsunlimited.com

LKE006A
Site Code: 057-16654

Start Time	12/17/2016 Sat	Eastbound		Hour Totals		Westbound		Hour Totals		Combined Totals	
		Morning	Afternoon	Morning	Afternoon	Morning	Afternoon	Morning	Afternoon	Morning	Afternoon
12:00		0	16			1	13				
12:15		0	9			0	16				
12:30		0	13			0	17				
12:45		1	11	1	49	0	16	1	62	2	111
01:00		0	7			0	6				
01:15		0	13			0	19				
01:30		4	7			3	16				
01:45		0	13	4	40	2	8	5	49	9	89
02:00		0	15			0	17				
02:15		0	10			1	18				
02:30		0	12			0	16				
02:45		1	15	1	52	2	14	3	65	4	117
03:00		0	9			0	19				
03:15		2	7			1	13				
03:30		0	11			0	17				
03:45		0	17	2	44	1	14	2	63	4	107
04:00		0	14			0	16				
04:15		0	7			0	17				
04:30		0	8			1	15				
04:45		0	15	0	44	0	19	1	67	1	111
05:00		0	5			0	23				
05:15		2	7			1	13				
05:30		2	5			0	5				
05:45		1	10	5	27	0	12	1	53	6	80
06:00		1	11			1	12				
06:15		0	5			4	10				
06:30		0	5			4	7				
06:45		1	10	2	31	1	9	10	38	12	69
07:00		0	3			2	12				
07:15		2	10			3	13				
07:30		4	4			4	8				
07:45		3	2	9	19	7	4	16	37	25	56
08:00		5	6			3	8				
08:15		4	5			7	6				
08:30		5	4			10	6				
08:45		12	12	26	27	12	10	32	30	58	57
09:00		12	13			8	7				
09:15		8	5			18	3				
09:30		11	2			14	6				
09:45		8	3	39	23	4	0	44	16	83	39
10:00		5	2			12	1				
10:15		15	5			11	3				
10:30		8	2			12	2				
10:45		8	1	36	10	11	0	46	6	82	16
11:00		10	2			14	1				
11:15		5	0			8	2				
11:30		15	3			16	1				
11:45		6	0	36	5	16	1	54	5	90	10
Total		161	371	161	371	215	491	215	491	376	862
Combined Total		532		532		706		706		1238	
AM Peak	-	08:45	-	-	-	11:00	-	-	-	-	-
Vol.	-	43	-	-	-	54	-	-	-	-	-
P.H.F.	-	0.896	-	-	-	0.750	-	-	-	-	-
PM Peak	-	-	02:00	-	-	-	04:15	-	-	-	-
Vol.	-	-	52	-	-	-	74	-	-	-	-
P.H.F.	-	-	0.867	-	-	-	0.804	-	-	-	-
Percentage		30.3%	69.7%			30.5%	69.5%				
ADT/AADT		ADT 1,238	AADT 1,238								

Counts Unlimited, Inc.

Page 1

City of Lake Elsinore
Malaga Road
E/ Mission Trail
24 Hour Directional Volume Count

PO Box 1178
Corona, CA 92878
Phone: (951) 268-6268
email: counts@countsunlimited.com

LKE007
Site Code: 057-16654

Start Time	12/8/2016 Thu	Eastbound		Hour Totals		Westbound		Hour Totals		Combined Totals	
		Morning	Afternoon	Morning	Afternoon	Morning	Afternoon	Morning	Afternoon	Morning	Afternoon
12:00		1	25			4	24				
12:15		0	13			1	24				
12:30		1	23			2	31				
12:45		0	16	2	77	0	23	7	102	9	179
01:00		0	17			0	15				
01:15		0	18			0	25				
01:30		0	21			1	35				
01:45		1	25	1	81	1	33	2	108	3	189
02:00		1	23			1	35				
02:15		0	22			3	33				
02:30		1	34			0	31				
02:45		0	26	2	105	3	52	7	151	9	256
03:00		1	25			0	40				
03:15		1	26			0	43				
03:30		0	21			0	25				
03:45		2	29	4	101	3	34	3	142	7	243
04:00		1	22			1	43				
04:15		0	23			0	31				
04:30		1	19			2	27				
04:45		1	18	3	82	2	37	5	138	8	220
05:00		3	22			4	32				
05:15		1	35			2	27				
05:30		3	35			4	32				
05:45		2	12	9	104	6	33	16	124	25	228
06:00		7	21			4	24				
06:15		8	22			7	25				
06:30		2	21			11	29				
06:45		9	11	26	75	9	29	31	107	57	182
07:00		14	19			21	19				
07:15		23	12			16	7				
07:30		14	16			15	24				
07:45		12	9	63	56	16	19	68	69	131	125
08:00		12	5			14	16				
08:15		13	7			14	10				
08:30		23	8			22	19				
08:45		13	6	61	26	16	19	66	64	127	90
09:00		21	6			15	21				
09:15		15	8			13	12				
09:30		16	5			26	7				
09:45		17	6	69	25	16	10	70	50	139	75
10:00		17	8			16	4				
10:15		17	6			30	11				
10:30		17	3			25	5				
10:45		18	8	69	25	25	10	96	30	165	55
11:00		13	4			28	9				
11:15		22	5			15	9				
11:30		27	3			31	10				
11:45		20	2	82	14	17	3	91	31	173	45
Total		391	771	391	771	462	1116	462	1116	853	1887
Combined Total		1162		1162		1578		1578		2740	
AM Peak	-	11:00	-	-	-	10:15	-	-	-	-	-
Vol.	-	82	-	-	-	108	-	-	-	-	-
P.H.F.	-	0.759	-	-	-	0.900	-	-	-	-	-
PM Peak	-	-	02:30	-	-	-	02:30	-	-	-	-
Vol.	-	-	111	-	-	-	166	-	-	-	-
P.H.F.	-	-	0.816	-	-	-	0.798	-	-	-	-
Percentage		33.6%	66.4%			29.3%	70.7%				
ADT/AADT		ADT 2,740	AADT 2,740								

Counts Unlimited, Inc.

Page 1

City of Lake Elsinore
Malaga Road
E/ Mission Trail
24 Hour Directional Volume Count

PO Box 1178
Corona, CA 92878
Phone: (951) 268-6268
email: counts@countsunlimited.com

LKE007A
Site Code: 057-16654

Start Time	12/17/2016 Sat	Eastbound		Hour Totals		Westbound		Hour Totals		Combined Totals	
		Morning	Afternoon	Morning	Afternoon	Morning	Afternoon	Morning	Afternoon	Morning	Afternoon
12:00		4	16			6	34				
12:15		4	32			6	21				
12:30		3	29			3	39				
12:45		4	30	15	107	4	27	19	121	34	228
01:00		0	23			3	36				
01:15		7	28			4	40				
01:30		0	14			1	34				
01:45		3	25	10	90	2	33	10	143	20	233
02:00		1	17			2	27				
02:15		2	26			3	36				
02:30		2	26			3	35				
02:45		3	30	8	99	5	27	13	125	21	224
03:00		0	26			3	30				
03:15		2	20			4	30				
03:30		2	19			0	35				
03:45		1	18	5	83	2	37	9	132	14	215
04:00		1	13			0	33				
04:15		2	22			3	39				
04:30		1	28			3	39				
04:45		2	20	6	83	2	31	8	142	14	225
05:00		2	31			2	28				
05:15		3	24			4	26				
05:30		1	24			1	27				
05:45		2	27	8	106	9	29	16	110	24	216
06:00		1	21			2	32				
06:15		5	15			8	36				
06:30		9	18			3	31				
06:45		4	12	19	66	4	27	17	126	36	192
07:00		5	9			6	21				
07:15		6	12			7	21				
07:30		13	20			6	24				
07:45		12	7	36	48	10	22	29	88	65	136
08:00		6	9			7	25				
08:15		7	17			17	14				
08:30		17	9			20	18				
08:45		18	11	48	46	16	26	60	83	108	129
09:00		15	12			23	11				
09:15		19	7			29	11				
09:30		17	9			16	11				
09:45		20	10	71	38	18	13	86	46	157	84
10:00		17	8			24	8				
10:15		20	9			18	6				
10:30		15	12			30	10				
10:45		23	9	75	38	26	25	98	49	173	87
11:00		18	7			28	11				
11:15		25	6			37	9				
11:30		29	4			34	17				
11:45		20	3	92	20	44	7	143	44	235	64
Total		393	824	393	824	508	1209	508	1209	901	2033
Combined Total		1217		1217		1717		1717		2934	
AM Peak	-	10:45	-	-	-	11:00	-	-	-	-	-
Vol.	-	95	-	-	-	143	-	-	-	-	-
P.H.F.	-	0.819	-	-	-	0.813	-	-	-	-	-
PM Peak	-	-	00:15	-	-	-	03:45	-	-	-	-
Vol.	-	-	114	-	-	-	148	-	-	-	-
P.H.F.	-	-	0.891	-	-	-	0.949	-	-	-	-
Percentage		32.3%	67.7%			29.6%	70.4%				
ADT/AADT		ADT 2,934		AADT 2,934							

Counts Unlimited, Inc.

Page 1

City of Lake Elsinore
Diamond Drive
N/ Summerly Place
24 Hour Directional Volume Count

PO Box 1178
Corona, CA 92878
Phone: (951) 268-6268
email: counts@countsunlimited.com

LKE008
Site Code: 057-16654

Start Time	12/8/2016 Thu	Northbound		Hour Totals		Southbound		Hour Totals		Combined Totals	
		Morning	Afternoon	Morning	Afternoon	Morning	Afternoon	Morning	Afternoon	Morning	Afternoon
12:00		0	4			1	9				
12:15		1	8			2	12				
12:30		1	11			0	11				
12:45		0	13	2	36	0	8	3	40	5	76
01:00		0	6			0	5				
01:15		0	9			0	6				
01:30		1	4			0	3				
01:45		0	7	1	26	0	3	0	17	1	43
02:00		0	17			1	7				
02:15		0	9			0	9				
02:30		0	2			0	3				
02:45		0	11	0	39	0	4	1	23	1	62
03:00		0	17			0	9				
03:15		0	12			0	5				
03:30		1	7			0	5				
03:45		0	9	1	45	0	7	0	26	1	71
04:00		2	6			0	8				
04:15		0	10			1	3				
04:30		0	1			0	3				
04:45		2	5	4	22	2	11	3	25	7	47
05:00		0	4			2	2				
05:15		0	7			2	4				
05:30		0	3			3	2				
05:45		0	0	0	14	6	2	13	10	13	24
06:00		2	0			9	1				
06:15		3	1			19	0				
06:30		2	0			15	3				
06:45		3	0	10	1	19	2	62	6	72	7
07:00		6	1			7	5				
07:15		5	0			4	1				
07:30		7	0			5	0				
07:45		2	1	20	2	8	2	24	8	44	10
08:00		4	0			6	1				
08:15		5	2			10	0				
08:30		2	0			4	1				
08:45		6	0	17	2	4	0	24	2	41	4
09:00		5	0			5	0				
09:15		3	2			6	3				
09:30		6	1			11	1				
09:45		5	0	19	3	5	0	27	4	46	7
10:00		5	0			11	1				
10:15		4	0			2	0				
10:30		3	1			6	1				
10:45		4	1	16	2	9	2	28	4	44	6
11:00		11	0			10	0				
11:15		2	2			7	1				
11:30		5	0			9	0				
11:45		11	2	29	4	10	1	36	2	65	6
Total		119	196	119	196	221	167	221	167	340	363
Combined Total		315		315		388		388		703	
AM Peak	-	11:00	-	-	-	06:00	-	-	-	-	-
Vol.	-	29	-	-	-	62	-	-	-	-	-
P.H.F.	-	0.659	-	-	-	0.816	-	-	-	-	-
PM Peak	-	-	02:45	-	-	-	12:00	-	-	-	-
Vol.	-	-	47	-	-	-	40	-	-	-	-
P.H.F.	-	-	0.691	-	-	-	0.833	-	-	-	-
Percentage		37.8%	62.2%			57.0%	43.0%				
ADT/AADT		ADT 703	AADT 703								

Counts Unlimited, Inc.

Page 1

City of Lake Elsinore
Diamond Drive
N/ Summerly Place
24 Hour Directional Volume Count

PO Box 1178
Corona, CA 92878
Phone: (951) 268-6268
email: counts@countsunlimited.com

LKE008A
Site Code: 057-16654

Start Time	12/17/2016 Sat	Northbound		Hour Totals		Southbound		Hour Totals		Combined Totals	
		Morning	Afternoon	Morning	Afternoon	Morning	Afternoon	Morning	Afternoon	Morning	Afternoon
12:00		0	12			1	6				
12:15		0	11			0	10				
12:30		1	1			1	5				
12:45		2	5	3	29	1	0	3	21	6	50
01:00		1	3			0	5				
01:15		0	5			0	5				
01:30		0	3			0	6				
01:45		0	10	1	21	0	8	0	24	1	45
02:00		0	5			0	6				
02:15		0	3			0	3				
02:30		1	3			1	9				
02:45		0	0	1	11	0	6	1	24	2	35
03:00		0	2			0	7				
03:15		0	5			0	6				
03:30		0	6			0	7				
03:45		0	5	0	18	0	6	0	26	0	44
04:00		0	8			0	8				
04:15		0	4			0	9				
04:30		1	8			1	8				
04:45		0	7	1	27	0	3	1	28	2	55
05:00		0	8			0	7				
05:15		0	2			1	9				
05:30		0	6			1	4				
05:45		2	3	2	19	4	9	6	29	8	48
06:00		0	2			3	1				
06:15		1	1			4	6				
06:30		0	6			5	8				
06:45		0	3	1	12	6	8	18	23	19	35
07:00		2	0			3	2				
07:15		2	4			3	5				
07:30		2	4			2	7				
07:45		4	4	10	12	8	4	16	18	26	30
08:00		6	1			1	2				
08:15		1	3			10	1				
08:30		6	3			5	0				
08:45		8	7	21	14	9	6	25	9	46	23
09:00		8	3			7	2				
09:15		3	2			5	1				
09:30		0	1			9	0				
09:45		4	2	15	8	2	0	23	3	38	11
10:00		4	3			5	1				
10:15		6	6			5	1				
10:30		5	0			6	0				
10:45		3	0	18	9	12	3	28	5	46	14
11:00		5	2			7	0				
11:15		1	0			6	0				
11:30		4	1			7	1				
11:45		6	4	16	7	7	1	27	2	43	9
Total		89	187	89	187	148	212	148	212	237	399
Combined Total		276		276		360		360		636	
AM Peak	-	08:30	-	-	-	10:45	-	-	-	-	-
Vol.	-	25	-	-	-	32	-	-	-	-	-
P.H.F.	-	0.781	-	-	-	0.667	-	-	-	-	-
PM Peak	-	-	12:00	-	-	-	03:45	-	-	-	-
Vol.	-	-	29	-	-	-	31	-	-	-	-
P.H.F.	-	-	0.604	-	-	-	0.861	-	-	-	-
Percentage		32.2%	67.8%			41.1%	58.9%				
ADT/AADT		ADT 636	AADT 636								

Counts Unlimited, Inc.

Page 1

City of Lake Elsinore
Mission Trail
B/ Malaga Road - Olive Street
24 Hour Directional Volume Count

PO Box 1178
Corona, CA 92878
Phone: (951) 268-6268
email: counts@countsunlimited.com

LKE009
Site Code: 057-16654

Start Time	12/8/2016 Thu	Northbound		Hour Totals		Southbound		Hour Totals		Combined Totals	
		Morning	Afternoon	Morning	Afternoon	Morning	Afternoon	Morning	Afternoon	Morning	Afternoon
12:00		10	134			17	140				
12:15		4	132			9	128				
12:30		1	147			8	144				
12:45		6	115	21	528	7	175	41	587	62	1115
01:00		7	125			9	138				
01:15		6	115			4	165				
01:30		1	134			6	158				
01:45		5	193	19	567	12	151	31	612	50	1179
02:00		4	156			6	193				
02:15		3	180			5	183				
02:30		7	186			8	166				
02:45		6	189	20	711	3	199	22	741	42	1452
03:00		9	157			1	156				
03:15		11	181			4	154				
03:30		13	183			4	199				
03:45		28	179	61	700	9	166	18	675	79	1375
04:00		25	144			13	176				
04:15		29	153			20	187				
04:30		27	150			35	183				
04:45		33	160	114	607	29	165	97	711	211	1318
05:00		32	156			24	178				
05:15		34	172			30	158				
05:30		49	122			54	142				
05:45		52	134	167	584	54	131	162	609	329	1193
06:00		66	110			68	125				
06:15		69	106			50	137				
06:30		78	116			99	122				
06:45		91	99	304	431	94	126	311	510	615	941
07:00		130	79			134	113				
07:15		168	84			115	94				
07:30		129	61			120	100				
07:45		142	72	569	296	102	65	471	372	1040	668
08:00		84	69			80	77				
08:15		108	77			76	88				
08:30		124	66			86	77				
08:45		136	49	452	261	89	90	331	332	783	593
09:00		123	51			83	67				
09:15		125	43			100	61				
09:30		109	32			137	52				
09:45		109	23	466	149	101	47	421	227	887	376
10:00		132	24			108	38				
10:15		116	16			119	22				
10:30		124	14			121	35				
10:45		95	14	467	68	126	31	474	126	941	194
11:00		119	15			133	24				
11:15		120	12			122	18				
11:30		137	7			149	22				
11:45		125	8	501	42	120	19	524	83	1025	125
Total		3161	4944	3161	4944	2903	5585	2903	5585	6064	10529
Combined Total		8105		8105		8488		8488		16593	
AM Peak	-	07:00	-	-	-	10:45	-	-	-	-	-
Vol.	-	569	-	-	-	530	-	-	-	-	-
P.H.F.	-	0.847				0.889					
PM Peak	-	-	01:45	-	-	-	02:00	-	-	-	-
Vol.	-	-	715	-	-	-	741	-	-	-	-
P.H.F.	-	-	0.926				0.931				
Percentage		39.0%	61.0%			34.2%	65.8%				
ADT/AADT		ADT 16,593	AADT 16,593								

Counts Unlimited, Inc.

Page 1

City of Lake Elsinore
Mission Trail
B/ Malaga Road - Olive Street
24 Hour Directional Volume Count

PO Box 1178
Corona, CA 92878
Phone: (951) 268-6268
email: counts@countsunlimited.com

LKE009
Site Code: 057-16654

Start Time	12/10/2016 Sat	Northbound		Hour Totals		Southbound		Hour Totals		Combined Totals	
		Morning	Afternoon	Morning	Afternoon	Morning	Afternoon	Morning	Afternoon	Morning	Afternoon
12:00		21	154			30	173				
12:15		12	180			27	134				
12:30		19	185			30	144				
12:45		16	173	68	692	21	164	108	615	176	1307
01:00		9	159			12	159				
01:15		9	159			12	165				
01:30		10	144			8	177				
01:45		9	146	37	608	7	182	39	683	76	1291
02:00		8	142			7	130				
02:15		6	183			11	157				
02:30		9	175			10	163				
02:45		4	146	27	646	7	167	35	617	62	1263
03:00		6	155			5	145				
03:15		6	154			2	204				
03:30		8	148			5	179				
03:45		13	149	33	606	5	159	17	687	50	1293
04:00		13	150			6	159				
04:15		10	144			5	175				
04:30		8	137			8	143				
04:45		11	159	42	590	8	137	27	614	69	1204
05:00		17	124			10	136				
05:15		32	119			27	139				
05:30		23	122			37	121				
05:45		32	108	104	473	23	112	97	508	201	981
06:00		33	105			15	127				
06:15		34	117			29	85				
06:30		45	92			36	96				
06:45		40	103	152	417	29	99	109	407	261	824
07:00		56	98			48	84				
07:15		58	71			60	106				
07:30		72	56			63	76				
07:45		116	60	302	285	82	83	253	349	555	634
08:00		101	63			78	83				
08:15		125	65			83	49				
08:30		108	44			101	69				
08:45		120	63	454	235	117	78	379	279	833	514
09:00		126	62			125	89				
09:15		128	36			116	66				
09:30		146	57			141	56				
09:45		129	46	529	201	120	48	502	259	1031	460
10:00		141	39			122	48				
10:15		150	32			172	37				
10:30		143	26			147	46				
10:45		128	27	562	124	140	37	581	168	1143	292
11:00		151	37			141	47				
11:15		154	26			136	31				
11:30		164	23			172	40				
11:45		194	13	663	99	164	29	613	147	1276	246
Total		2973	4976	2973	4976	2760	5333	2760	5333	5733	10309
Combined Total		7949		7949		8093		8093		16042	
AM Peak	-	11:00	-	-	-	11:00	-	-	-	-	-
Vol.	-	663	-	-	-	613	-	-	-	-	-
P.H.F.	-	0.854				0.891					
PM Peak	-	-	00:15	-	-	-	03:15	-	-	-	-
Vol.	-	-	697	-	-	-	701	-	-	-	-
P.H.F.	-	-	0.942			-	0.859				
Percentage		37.4%	62.6%			34.1%	65.9%				
ADT/AADT		ADT 16,042	AADT 16,042								

Counts Unlimited, Inc.

Page 1

City of Lake Elsinore
Olive Street
B/ Mission Trail - Grape Street
24 Hour Directional Volume Count

PO Box 1178
Corona, CA 92878
Phone: (951) 268-6268
email: counts@countsunlimited.com

LKE010
Site Code: 057-16654

Start Time	12/8/2016 Thu	Eastbound		Hour Totals		Westbound		Hour Totals		Combined Totals	
		Morning	Afternoon	Morning	Afternoon	Morning	Afternoon	Morning	Afternoon	Morning	Afternoon
12:00		1	13			2	27				
12:15		1	17			0	7				
12:30		1	14			0	16				
12:45		0	21	3	65	0	16	2	66	5	131
01:00		0	20			1	16				
01:15		0	34			1	17				
01:30		2	35			2	19				
01:45		1	24	3	113	0	16	4	68	7	181
02:00		2	29			0	19				
02:15		2	35			0	28				
02:30		3	49			2	33				
02:45		2	31	9	144	2	18	4	98	13	242
03:00		3	29			1	18				
03:15		3	38			0	17				
03:30		1	36			2	25				
03:45		5	40	12	143	1	12	4	72	16	215
04:00		0	41			2	31				
04:15		2	18			4	27				
04:30		3	44			2	15				
04:45		3	36	8	139	5	27	13	100	21	239
05:00		2	32			2	21				
05:15		3	37			4	22				
05:30		7	31			8	15				
05:45		2	26	14	126	1	24	15	82	29	208
06:00		12	18			5	7				
06:15		6	18			8	8				
06:30		16	22			6	22				
06:45		15	26	49	84	16	11	35	48	84	132
07:00		16	13			13	9				
07:15		30	15			16	14				
07:30		21	8			12	16				
07:45		17	2	84	38	8	5	49	44	133	82
08:00		13	14			12	9				
08:15		22	13			10	7				
08:30		14	9			10	5				
08:45		14	3	63	39	15	15	47	36	110	75
09:00		16	9			8	9				
09:15		16	10			15	8				
09:30		17	9			13	4				
09:45		14	4	63	32	11	7	47	28	110	60
10:00		19	7			9	8				
10:15		19	6			5	6				
10:30		13	1			6	5				
10:45		17	4	68	18	12	7	32	26	100	44
11:00		18	1			22	1				
11:15		23	3			17	1				
11:30		17	1			15	3				
11:45		16	1	74	6	17	0	71	5	145	11
Total		450	947	450	947	323	673	323	673	773	1620
Combined Total		1397		1397		996		996		2393	
AM Peak	-	07:00	-	-	-	11:00	-	-	-	-	-
Vol.	-	84	-	-	-	71	-	-	-	-	-
P.H.F.	-	0.700	-	-	-	0.807	-	-	-	-	-
PM Peak	-	-	03:15	-	-	-	04:00	-	-	-	-
Vol.	-	-	155	-	-	-	100	-	-	-	-
P.H.F.	-	-	0.945	-	-	-	0.758	-	-	-	-
Percentage		32.2%	67.8%			32.4%	67.6%				
ADT/AADT		ADT 2,393		AADT 2,393							

Counts Unlimited, Inc.

Page 1

City of Lake Elsinore
Olive Street
B/ Mission Trail - Grape Street
24 Hour Directional Volume Count

PO Box 1178
Corona, CA 92878
Phone: (951) 268-6268
email: counts@countsunlimited.com

LKE010
Site Code: 057-16654

Start Time	12/10/2016 Sat	Eastbound		Hour Totals		Westbound		Hour Totals		Combined Totals	
		Morning	Afternoon	Morning	Afternoon	Morning	Afternoon	Morning	Afternoon	Morning	Afternoon
12:00		4	18			3	11				
12:15		1	18			1	22				
12:30		0	37			3	26				
12:45		1	28	6	101	1	19	8	78	14	179
01:00		1	22			1	13				
01:15		2	20			1	18				
01:30		0	25			1	20				
01:45		0	18	3	85	1	16	4	67	7	152
02:00		2	29			0	13				
02:15		0	33			0	25				
02:30		1	25			1	21				
02:45		0	29	3	116	2	28	3	87	6	203
03:00		0	32			2	21				
03:15		3	25			1	25				
03:30		0	24			2	22				
03:45		0	24	3	105	1	24	6	92	9	197
04:00		3	22			2	25				
04:15		1	20			1	14				
04:30		0	28			1	20				
04:45		2	24	6	94	4	17	8	76	14	170
05:00		2	21			2	33				
05:15		2	21			1	20				
05:30		3	20			3	16				
05:45		4	15	11	77	3	19	9	88	20	165
06:00		4	12			5	15				
06:15		7	17			3	14				
06:30		7	13			8	17				
06:45		5	13	23	55	3	13	19	59	42	114
07:00		7	9			2	9				
07:15		11	10			11	10				
07:30		6	12			17	14				
07:45		17	9	41	40	11	11	41	44	82	84
08:00		19	5			9	8				
08:15		20	6			10	9				
08:30		19	8			9	6				
08:45		25	13	83	32	8	6	36	29	119	61
09:00		29	4			16	13				
09:15		25	11			14	7				
09:30		32	9			10	7				
09:45		25	5	111	29	19	8	59	35	170	64
10:00		27	5			10	8				
10:15		21	4			21	6				
10:30		19	6			23	8				
10:45		24	4	91	19	28	4	82	26	173	45
11:00		18	2			14	6				
11:15		29	3			21	4				
11:30		22	3			41	1				
11:45		21	3	90	11	32	2	108	13	198	24
Total		471	764	471	764	383	694	383	694	854	1458
Combined Total		1235		1235		1077		1077		2312	
AM Peak	-	08:45	-	-	-	11:00	-	-	-	-	-
Vol.	-	111	-	-	-	108	-	-	-	-	-
P.H.F.	-	0.867	-	-	-	0.659	-	-	-	-	-
PM Peak	-	-	02:15	-	-	-	02:45	-	-	-	-
Vol.	-	-	119	-	-	-	96	-	-	-	-
P.H.F.	-	-	0.902	-	-	-	0.857	-	-	-	-
Percentage		38.1%	61.9%			35.6%	64.4%				
ADT/AADT		ADT 2,312		AADT 2,312							

Counts Unlimited, Inc.

Page 1

City of Lake Elsinore
Mission Trail
B/ Olive Street - Victorian Lane
24 Hour Directional Volume Count

PO Box 1178
Corona, CA 92878
Phone: (951) 268-6268
email: counts@countsunlimited.com

LKE011
Site Code: 057-16654

Start Time	12/8/2016 Thu	Northbound		Hour Totals		Southbound		Hour Totals		Combined Totals	
		Morning	Afternoon	Morning	Afternoon	Morning	Afternoon	Morning	Afternoon	Morning	Afternoon
12:00		12	134			20	130				
12:15		3	136			10	153				
12:30		4	134			7	134				
12:45		10	146	29	550	9	177	46	594	75	1144
01:00		3	134			8	137				
01:15		2	143			5	188				
01:30		3	176			4	155				
01:45		2	209	10	662	10	160	27	640	37	1302
02:00		6	189			6	196				
02:15		4	219			4	190				
02:30		11	207			8	177				
02:45		7	202	28	817	6	210	24	773	52	1590
03:00		9	159			4	165				
03:15		12	186			5	160				
03:30		18	169			8	192				
03:45		16	198	55	712	10	191	27	708	82	1420
04:00		25	173			12	167				
04:15		22	189			26	172				
04:30		32	179			43	188				
04:45		31	215	110	756	34	167	115	694	225	1450
05:00		38	178			32	177				
05:15		40	181			33	162				
05:30		47	169			65	158				
05:45		55	172	180	700	58	126	188	623	368	1323
06:00		76	130			72	125				
06:15		75	132			67	136				
06:30		79	113			101	119				
06:45		123	137	353	512	121	130	361	510	714	1022
07:00		158	75			162	99				
07:15		172	87			145	95				
07:30		166	82			140	98				
07:45		137	53	633	297	111	77	558	369	1191	666
08:00		110	75			84	77				
08:15		129	61			82	77				
08:30		158	49			92	71				
08:45		120	53	517	238	97	91	355	316	872	554
09:00		121	39			88	73				
09:15		128	51			101	73				
09:30		126	46			132	52				
09:45		143	26	518	162	118	53	439	251	957	413
10:00		110	22			97	29				
10:15		135	20			125	32				
10:30		109	21			112	45				
10:45		141	18	495	81	124	32	458	138	953	219
11:00		139	24			138	26				
11:15		145	12			135	21				
11:30		152	14			152	20				
11:45		128	10	564	60	130	23	555	90	1119	150
Total		3492	5547	3492	5547	3153	5706	3153	5706	6645	11253
Combined Total		9039		9039		8859		8859		17898	
AM Peak	-	07:00	-	-	-	06:45	-	-	-	-	-
Vol.	-	633	-	-	-	568	-	-	-	-	-
P.H.F.	-	0.920	-	-	-	0.877	-	-	-	-	-
PM Peak	-	-	01:45	-	-	-	02:00	-	-	-	-
Vol.	-	-	824	-	-	-	773	-	-	-	-
P.H.F.	-	-	0.941	-	-	-	0.920	-	-	-	-
Percentage		38.6%	61.4%			35.6%	64.4%				
ADT/AADT		ADT 17,898	AADT 17,898								

Counts Unlimited, Inc.

Page 1

City of Lake Elsinore
Mission Trail
B/ Olive Street - Victorian Lane
24 Hour Directional Volume Count

PO Box 1178
Corona, CA 92878
Phone: (951) 268-6268
email: counts@countsunlimited.com

LKE011
Site Code: 057-16654

Start Time	12/10/2016 Sat	Northbound		Hour Totals		Southbound		Hour Totals		Combined Totals	
		Morning	Afternoon	Morning	Afternoon	Morning	Afternoon	Morning	Afternoon	Morning	Afternoon
12:00		23	150			27	184				
12:15		13	184			27	145				
12:30		20	182			31	133				
12:45		16	190	72	706	23	166	108	628	180	1334
01:00		9	163			13	163				
01:15		9	182			18	162				
01:30		12	149			7	175				
01:45		8	158	38	652	9	185	47	685	85	1337
02:00		6	148			7	145				
02:15		9	203			9	164				
02:30		7	185			9	151				
02:45		7	159	29	695	6	178	31	638	60	1333
03:00		6	167			8	155				
03:15		4	148			3	205				
03:30		10	182			6	171				
03:45		12	154	32	651	6	177	23	708	55	1359
04:00		14	159			8	167				
04:15		9	154			8	173				
04:30		6	135			9	159				
04:45		9	170	38	618	9	155	34	654	72	1272
05:00		17	138			12	135				
05:15		29	124			29	155				
05:30		23	124			34	123				
05:45		34	119	103	505	30	122	105	535	208	1040
06:00		38	118			19	132				
06:15		36	118			38	107				
06:30		46	94			35	89				
06:45		42	109	162	439	36	97	128	425	290	864
07:00		62	109			50	89				
07:15		68	74			65	113				
07:30		72	62			76	74				
07:45		119	71	321	316	77	95	268	371	589	687
08:00		96	72			86	82				
08:15		127	69			84	64				
08:30		124	52			91	71				
08:45		131	64	478	257	118	75	379	292	857	549
09:00		152	73			121	83				
09:15		148	43			132	68				
09:30		158	63			144	66				
09:45		145	55	603	234	118	44	515	261	1118	495
10:00		146	47			119	58				
10:15		170	34			168	40				
10:30		166	26			163	43				
10:45		150	30	632	137	134	52	584	193	1216	330
11:00		161	39			160	46				
11:15		161	28			139	38				
11:30		188	25			166	41				
11:45		193	16	703	108	186	35	651	160	1354	268
Total		3211	5318	3211	5318	2873	5550	2873	5550	6084	10868
Combined Total		8529		8529		8423		8423		16952	
AM Peak	-	11:00	-	-	-	11:00	-	-	-	-	-
Vol.	-	703	-	-	-	651	-	-	-	-	-
P.H.F.	-	0.911	-	-	-	0.875	-	-	-	-	-
PM Peak	-	-	00:15	-	-	-	03:15	-	-	-	-
Vol.	-	-	719	-	-	-	720	-	-	-	-
P.H.F.	-	-	0.946	-	-	-	0.878	-	-	-	-
Percentage		37.6%	62.4%			34.1%	65.9%				
ADT/AADT		ADT 16,952	AADT 16,952								

Counts Unlimited, Inc.

Page 1

City of Lake Elsinore
Mission Trail
B/ Victorian Lane - Lemon Street
24 Hour Directional Volume Count

PO Box 1178
Corona, CA 92878
Phone: (951) 268-6268
email: counts@countsunlimited.com

LKE012
Site Code: 057-16654

Start Time	12/8/2016 Thu	Northbound		Hour Totals		Southbound		Hour Totals		Combined Totals	
		Morning	Afternoon	Morning	Afternoon	Morning	Afternoon	Morning	Afternoon	Morning	Afternoon
12:00		11	141			21	131				
12:15		2	132			10	158				
12:30		1	155			7	140				
12:45		7	123	21	551	9	178	47	607	68	1158
01:00		6	139			7	146				
01:15		8	131			6	194				
01:30		2	177			4	157				
01:45		5	215	21	662	11	169	28	666	49	1328
02:00		4	161			5	193				
02:15		4	214			6	186				
02:30		9	206			9	180				
02:45		3	222	20	803	5	209	25	768	45	1571
03:00		9	192			5	168				
03:15		17	205			5	162				
03:30		15	200			8	189				
03:45		27	212	68	809	10	189	28	708	96	1517
04:00		27	178			13	176				
04:15		28	174			27	180				
04:30		24	147			48	186				
04:45		35	203	114	702	35	166	123	708	237	1410
05:00		35	170			37	184				
05:15		38	180			32	166				
05:30		49	139			67	161				
05:45		55	157	177	646	61	124	197	635	374	1281
06:00		68	127			73	131				
06:15		81	125			66	139				
06:30		77	135			108	120				
06:45		110	117	336	504	127	126	374	516	710	1020
07:00		134	101			170	107				
07:15		188	102			147	103				
07:30		146	63			148	98				
07:45		183	69	651	335	114	76	579	384	1230	719
08:00		102	77			82	79				
08:15		111	82			82	78				
08:30		146	75			95	72				
08:45		147	60	506	294	105	89	364	318	870	612
09:00		130	48			90	78				
09:15		140	52			104	73				
09:30		124	39			138	54				
09:45		126	26	520	165	118	51	450	256	970	421
10:00		130	31			98	33				
10:15		147	20			129	31				
10:30		134	13			113	44				
10:45		103	15	514	79	126	32	466	140	980	219
11:00		124	18			140	25				
11:15		134	14			140	22				
11:30		159	10			155	21				
11:45		142	9	559	51	126	22	561	90	1120	141
Total		3507	5601	3507	5601	3242	5796	3242	5796	6749	11397
Combined Total		9108		9108		9038		9038		18146	
AM Peak	-	07:00	-	-	-	06:45	-	-	-	-	-
Vol.	-	651	-	-	-	592	-	-	-	-	-
P.H.F.	-	0.866	-	-	-	0.871	-	-	-	-	-
PM Peak	-	-	02:15	-	-	-	02:00	-	-	-	-
Vol.	-	-	834	-	-	-	768	-	-	-	-
P.H.F.	-	-	0.939	-	-	-	0.919	-	-	-	-
Percentage		38.5%	61.5%			35.9%	64.1%				
ADT/AADT		ADT 18,146	AADT 18,146								

Counts Unlimited, Inc.

Page 1

City of Lake Elsinore
Mission Trail
B/ Victorian Lane - Lemon Street
24 Hour Directional Volume Count

PO Box 1178
Corona, CA 92878
Phone: (951) 268-6268
email: counts@countsunlimited.com

LKE012
Site Code: 057-16654

Start Time	12/10/2016 Sat	Northbound		Hour Totals		Southbound		Hour Totals		Combined Totals	
		Morning	Afternoon	Morning	Afternoon	Morning	Afternoon	Morning	Afternoon	Morning	Afternoon
12:00		23	159			29	185				
12:15		14	183			26	143				
12:30		20	186			33	141				
12:45		16	181	73	709	22	156	110	625	183	1334
01:00		11	165			14	171				
01:15		9	182			18	168				
01:30		12	143			7	171				
01:45		8	156	40	646	9	193	48	703	88	1349
02:00		7	152			6	150				
02:15		9	205			7	167				
02:30		7	184			11	160				
02:45		7	154	30	695	8	186	32	663	62	1358
03:00		6	167			9	152				
03:15		6	157			3	209				
03:30		9	180			6	179				
03:45		11	158	32	662	5	173	23	713	55	1375
04:00		14	156			9	172				
04:15		11	158			11	177				
04:30		5	138			9	163				
04:45		10	162	40	614	9	151	38	663	78	1277
05:00		17	141			13	137				
05:15		30	131			29	161				
05:30		28	121			37	134				
05:45		31	128	106	521	30	119	109	551	215	1072
06:00		36	114			22	138				
06:15		39	119			38	109				
06:30		47	92			39	94				
06:45		40	110	162	435	43	98	142	439	304	874
07:00		62	109			49	95				
07:15		72	74			68	102				
07:30		68	66			76	88				
07:45		117	75	319	324	81	89	274	374	593	698
08:00		103	70			86	84				
08:15		127	67			84	63				
08:30		128	58			99	71				
08:45		133	68	491	263	117	76	386	294	877	557
09:00		153	72			133	77				
09:15		153	46			127	70				
09:30		159	61			142	71				
09:45		142	53	607	232	126	45	528	263	1135	495
10:00		149	45			130	58				
10:15		164	35			152	42				
10:30		165	28			181	42				
10:45		143	32	621	140	138	53	601	195	1222	335
11:00		163	40			165	41				
11:15		165	30			140	42				
11:30		194	24			166	43				
11:45		190	15	712	109	189	33	660	159	1372	268
Total		3233	5350	3233	5350	2951	5642	2951	5642	6184	10992
Combined Total		8583		8583		8593		8593		17176	
AM Peak	-	11:00	-	-	-	11:00	-	-	-	-	-
Vol.	-	712	-	-	-	660	-	-	-	-	-
P.H.F.	-	0.918	-	-	-	0.873	-	-	-	-	-
PM Peak	-	-	00:15	-	-	-	03:15	-	-	-	-
Vol.	-	-	715	-	-	-	733	-	-	-	-
P.H.F.	-	-	0.961	-	-	-	0.877	-	-	-	-
Percentage		37.7%	62.3%			34.3%	65.7%				
ADT/AADT		ADT 17,176	AADT 17,176								

Counts Unlimited, Inc.

Page 1

City of Lake Elsinore
Lemon Street
B/ Mission Trail - Grape Street
24 Hour Directional Volume Count

PO Box 1178
Corona, CA 92878
Phone: (951) 268-6268
email: counts@countsunlimited.com

LKE013
Site Code: 057-16654

Start Time	12/8/2016 Thu	Eastbound		Hour Totals		Westbound		Hour Totals		Combined Totals	
		Morning	Afternoon	Morning	Afternoon	Morning	Afternoon	Morning	Afternoon	Morning	Afternoon
12:00		0	17			0	29				
12:15		2	12			3	33				
12:30		0	19			2	17				
12:45		1	16	3	64	1	29	6	108	9	172
01:00		0	16			1	32				
01:15		1	23			1	25				
01:30		0	31			0	41				
01:45		0	26	1	96	0	37	2	135	3	231
02:00		0	36			0	38				
02:15		1	38			0	34				
02:30		0	29			1	22				
02:45		2	34	3	137	2	37	3	131	6	268
03:00		2	39			2	24				
03:15		2	32			4	41				
03:30		1	46			2	30				
03:45		0	35	5	152	4	25	12	120	17	272
04:00		2	27			8	34				
04:15		5	36			8	39				
04:30		2	43			6	30				
04:45		3	39	12	145	7	28	29	131	41	276
05:00		2	29			6	31				
05:15		5	34			10	25				
05:30		2	27			9	25				
05:45		8	41	17	131	17	19	42	100	59	231
06:00		10	49			17	19				
06:15		14	38			23	17				
06:30		10	19			19	19				
06:45		32	17	66	123	19	18	78	73	144	196
07:00		42	17			37	14				
07:15		64	15			29	13				
07:30		31	14			19	20				
07:45		12	14	149	60	14	55	99	102	248	162
08:00		23	8			16	34				
08:15		17	5			29	16				
08:30		14	9			79	12				
08:45		17	8	71	30	30	9	154	71	225	101
09:00		14	5			15	8				
09:15		14	12			24	6				
09:30		15	7			25	7				
09:45		14	2	57	26	25	7	89	28	146	54
10:00		9	8			23	8				
10:15		17	3			28	5				
10:30		18	2			25	3				
10:45		18	2	62	15	29	5	105	21	167	36
11:00		21	2			19	2				
11:15		12	0			29	3				
11:30		15	0			30	2				
11:45		21	1	69	3	31	1	109	8	178	11
Total		515	982	515	982	728	1028	728	1028	1243	2010
Combined Total		1497		1497		1756		1756		3253	
AM Peak	-	06:45	-	-	-	08:00	-	-	-	-	-
Vol.	-	169	-	-	-	154	-	-	-	-	-
P.H.F.	-	0.660	-	-	-	0.487	-	-	-	-	-
PM Peak	-	-	05:30	-	-	-	01:30	-	-	-	-
Vol.	-	-	155	-	-	-	150	-	-	-	-
P.H.F.	-	-	0.791	-	-	-	0.915	-	-	-	-
Percentage		34.4%	65.6%			41.5%	58.5%				
ADT/AADT		ADT 3,253		AADT 3,253							

Counts Unlimited, Inc.

Page 1

City of Lake Elsinore
Lemon Street
B/ Mission Trail - Grape Street
24 Hour Directional Volume Count

PO Box 1178
Corona, CA 92878
Phone: (951) 268-6268
email: counts@countsunlimited.com

LKE013
Site Code: 057-16654

Start Time	12/10/2016 Sat	Eastbound		Hour Totals		Westbound		Hour Totals		Combined Totals	
		Morning	Afternoon	Morning	Afternoon	Morning	Afternoon	Morning	Afternoon	Morning	Afternoon
12:00		0	19			2	27				
12:15		1	24			5	27				
12:30		0	21			2	28				
12:45		1	19	2	83	3	37	12	119	14	202
01:00		2	19			2	24				
01:15		0	19			0	25				
01:30		0	19			3	22				
01:45		1	29	3	86	2	25	7	96	10	182
02:00		1	20			4	30				
02:15		0	14			2	35				
02:30		1	30			1	26				
02:45		0	29	2	93	1	36	8	127	10	220
03:00		0	45			1	30				
03:15		0	40			1	35				
03:30		0	34			1	31				
03:45		0	29	0	148	2	25	5	121	5	269
04:00		0	38			1	33				
04:15		1	35			2	31				
04:30		2	29			3	67				
04:45		1	42	4	144	2	31	8	162	12	306
05:00		0	55			2	33				
05:15		3	54			8	19				
05:30		2	25			4	19				
05:45		4	11	9	145	2	30	16	101	25	246
06:00		4	22			11	20				
06:15		7	16			7	14				
06:30		7	17			5	85				
06:45		9	18	27	73	13	41	36	160	63	233
07:00		3	13			10	18				
07:15		10	5			8	11				
07:30		12	17			15	17				
07:45		12	20	37	55	18	16	51	62	88	117
08:00		13	7			22	17				
08:15		21	19			17	14				
08:30		16	3			24	17				
08:45		22	13	72	42	34	12	97	60	169	102
09:00		18	9			24	12				
09:15		26	5			29	12				
09:30		15	3			25	4				
09:45		29	6	88	23	22	14	100	42	188	65
10:00		16	7			30	13				
10:15		23	3			33	12				
10:30		12	2			22	5				
10:45		23	1	74	13	27	6	112	36	186	49
11:00		27	4			30	6				
11:15		21	1			34	2				
11:30		27	1			34	4				
11:45		20	1	95	7	30	4	128	16	223	23
Total		413	912	413	912	580	1102	580	1102	993	2014
Combined Total		1325		1325		1682		1682		3007	
AM Peak	-	10:45	-	-	-	11:00	-	-	-	-	-
Vol.	-	98	-	-	-	128	-	-	-	-	-
P.H.F.	-	0.845	-	-	-	0.941	-	-	-	-	-
PM Peak	-	-	04:30	-	-	-	04:00	-	-	-	-
Vol.	-	-	180	-	-	-	162	-	-	-	-
P.H.F.	-	-	0.818	-	-	-	0.604	-	-	-	-
Percentage		31.2%	68.8%			34.5%	65.5%				
ADT/AADT		ADT 3,007	AADT 3,007								

Counts Unlimited, Inc.

Page 1

City of Lake Elsinore
Corydon Road
B/ Mission Trail - Cereal Street
24 Hour Directional Volume Count

PO Box 1178
Corona, CA 92878
Phone: (951) 268-6268
email: counts@countsunlimited.com

LKE014
Site Code: 057-16654

Start Time	12/8/2016 Thu	Northbound		Hour Totals		Southbound		Hour Totals		Combined Totals	
		Morning	Afternoon	Morning	Afternoon	Morning	Afternoon	Morning	Afternoon	Morning	Afternoon
12:00		13	128			22	124				
12:15		2	117			11	125				
12:30		5	121			10	111				
12:45		3	100	23	466	13	138	56	498	79	964
01:00		7	131			12	145				
01:15		5	124			11	140				
01:30		4	146			6	137				
01:45		2	178	18	579	7	128	36	550	54	1129
02:00		3	163			8	133				
02:15		4	155			8	164				
02:30		9	168			10	154				
02:45		5	185	21	671	9	177	35	628	56	1299
03:00		11	168			6	154				
03:15		21	200			7	155				
03:30		15	171			12	164				
03:45		32	196	79	735	23	166	48	639	127	1374
04:00		36	169			40	179				
04:15		37	162			58	160				
04:30		39	145			71	177				
04:45		53	199	165	675	65	145	234	661	399	1336
05:00		57	144			57	187				
05:15		65	165			54	129				
05:30		63	151			44	143				
05:45		73	151	258	611	36	140	191	599	449	1210
06:00		73	145			62	123				
06:15		97	143			64	126				
06:30		104	120			116	119				
06:45		115	119	389	527	108	121	350	489	739	1016
07:00		142	107			133	102				
07:15		170	90			146	110				
07:30		175	86			122	93				
07:45		160	70	647	353	104	82	505	387	1152	740
08:00		98	53			81	95				
08:15		97	48			95	91				
08:30		118	56			102	72				
08:45		109	55	422	212	129	90	407	348	829	560
09:00		105	42			91	81				
09:15		130	43			78	61				
09:30		101	32			125	48				
09:45		134	30	470	147	95	48	389	238	859	385
10:00		114	27			84	34				
10:15		141	18			107	28				
10:30		99	16			104	43				
10:45		96	19	450	80	107	40	402	145	852	225
11:00		108	20			131	36				
11:15		116	11			120	23				
11:30		153	12			126	24				
11:45		135	8	512	51	100	22	477	105	989	156
Total		3454	5107	3454	5107	3130	5287	3130	5287	6584	10394
Combined Total		8561		8561		8417		8417		16978	
AM Peak	-	07:00	-	-	-	06:45	-	-	-	-	-
Vol.	-	647	-	-	-	509	-	-	-	-	-
P.H.F.	-	0.924	-	-	-	0.872	-	-	-	-	-
PM Peak	-	-	03:15	-	-	-	03:45	-	-	-	-
Vol.	-	-	736	-	-	-	682	-	-	-	-
P.H.F.	-	-	0.920	-	-	-	0.953	-	-	-	-
Percentage		40.3%	59.7%			37.2%	62.8%				
ADT/AADT		ADT 16,978	AADT 16,978								

Counts Unlimited, Inc.

Page 1

City of Lake Elsinore
Corydon Road
B/ Mission Trail - Cereal Street
24 Hour Directional Volume Count

PO Box 1178
Corona, CA 92878
Phone: (951) 268-6268
email: counts@countsunlimited.com

LKE014
Site Code: 057-16654

Start Time	12/10/2016 Sat	Northbound		Hour Totals		Southbound		Hour Totals		Combined Totals	
		Morning	Afternoon	Morning	Afternoon	Morning	Afternoon	Morning	Afternoon	Morning	Afternoon
12:00		15	145			29	145				
12:15		15	171			28	111				
12:30		14	164			26	122				
12:45		16	153	60	633	24	135	107	513	167	1146
01:00		11	136			14	153				
01:15		13	168			21	152				
01:30		13	134			12	153				
01:45		13	161	50	599	16	159	63	617	113	1216
02:00		9	145			11	131				
02:15		8	143			12	163				
02:30		8	164			16	141				
02:45		6	155	31	607	9	170	48	605	79	1212
03:00		9	166			13	133				
03:15		10	135			4	155				
03:30		11	165			9	167				
03:45		3	138	33	604	8	161	34	616	67	1220
04:00		23	150			8	145				
04:15		18	151			5	173				
04:30		13	152			6	147				
04:45		15	132	69	585	16	134	35	599	104	1184
05:00		18	141			12	134				
05:15		32	135			21	119				
05:30		39	135			18	121				
05:45		38	113	127	524	27	102	78	476	205	1000
06:00		48	96			12	135				
06:15		49	112			35	92				
06:30		47	82			34	82				
06:45		47	58	191	348	34	105	115	414	306	762
07:00		58	65			50	97				
07:15		85	65			61	102				
07:30		83	62			66	82				
07:45		93	51	319	243	73	84	250	365	569	608
08:00		94	57			85	90				
08:15		114	59			81	69				
08:30		127	46			98	64				
08:45		94	51	429	213	106	76	370	299	799	512
09:00		150	66			114	72				
09:15		144	49			121	79				
09:30		158	59			113	70				
09:45		122	40	574	214	120	56	468	277	1042	491
10:00		141	40			128	59				
10:15		162	25			136	48				
10:30		157	24			150	53				
10:45		120	27	580	116	129	56	543	216	1123	332
11:00		139	35			135	43				
11:15		140	22			118	35				
11:30		166	24			127	44				
11:45		156	19	601	100	147	32	527	154	1128	254
Total		3064	4786	3064	4786	2638	5151	2638	5151	5702	9937
Combined Total		7850		7850		7789		7789		15639	
AM Peak	-	11:00	-	-	-	10:15	-	-	-	-	-
Vol.	-	601	-	-	-	550	-	-	-	-	-
P.H.F.	-	0.905				0.917					
PM Peak	-	-	12:00	-	-	-	03:30	-	-	-	-
Vol.	-	-	633	-	-	-	646	-	-	-	-
P.H.F.	-	-	0.925				0.934				
Percentage		39.0%	61.0%			33.9%	66.1%				
ADT/AADT		ADT 15,639	AADT 15,639								

Counts Unlimited, Inc.

Page 1

City of Lake Elsinore
Cereal Street
W/ Corydon Road
24 Hour Directional Volume Count

PO Box 1178
Corona, CA 92878
Phone: (951) 268-6268
email: counts@countsunlimited.com

LKE023
Site Code: 057-16654

Start Time	12/8/2016 Thu	Eastbound		Hour Totals		Westbound		Hour Totals		Combined Totals	
		Morning	Afternoon	Morning	Afternoon	Morning	Afternoon	Morning	Afternoon	Morning	Afternoon
12:00		0	4			0	1				
12:15		0	2			0	2				
12:30		0	4			1	8				
12:45		0	2	0	12	0	7	1	18	1	30
01:00		0	1			2	6				
01:15		0	6			0	6				
01:30		0	6			0	2				
01:45		0	3	0	16	0	3	2	17	2	33
02:00		0	8			0	2				
02:15		0	4			0	3				
02:30		0	11			0	1				
02:45		0	10	0	33	0	6	0	12	0	45
03:00		0	9			0	3				
03:15		0	4			0	5				
03:30		0	3			0	1				
03:45		0	5	0	21	0	5	0	14	0	35
04:00		0	4			0	3				
04:15		2	5			0	5				
04:30		0	6			0	0				
04:45		0	4	2	19	0	1	0	9	2	28
05:00		0	7			0	1				
05:15		0	2			0	4				
05:30		0	2			1	2				
05:45		0	0	0	11	11	0	12	7	12	18
06:00		0	0			2	1				
06:15		1	3			1	0				
06:30		0	0			2	3				
06:45		5	1	6	4	13	1	18	5	24	9
07:00		4	3			7	1				
07:15		0	3			3	4				
07:30		0	2			4	1				
07:45		1	2	5	10	0	0	14	6	19	16
08:00		2	1			4	1				
08:15		0	1			1	3				
08:30		0	0			6	0				
08:45		0	0	2	2	7	0	18	4	20	6
09:00		3	0			7	1				
09:15		1	3			2	1				
09:30		5	0			7	0				
09:45		3	0	12	3	4	0	20	2	32	5
10:00		7	0			8	0				
10:15		9	3			4	3				
10:30		9	0			7	0				
10:45		3	0	28	3	6	0	25	3	53	6
11:00		2	0			3	1				
11:15		10	0			10	0				
11:30		5	0			4	0				
11:45		10	0	27	0	4	0	21	1	48	1
Total		82	134	82	134	131	98	131	98	213	232
Combined Total		216		216		229		229		445	
AM Peak	-	09:45	-	-	-	06:45	-	-	-	-	-
Vol.	-	28	-	-	-	27	-	-	-	-	-
P.H.F.		0.778				0.519					
PM Peak	-	-	02:15	-	-	-	00:30	-	-	-	-
Vol.	-	-	34	-	-	-	27	-	-	-	-
P.H.F.			0.773				0.844				
Percentage		38.0%	62.0%			57.2%	42.8%				
ADT/AADT		ADT 445	AADT 445								

Counts Unlimited, Inc.

Page 1

City of Lake Elsinore
Cereal Street
W/ Corydon Road
24 Hour Directional Volume Count

PO Box 1178
Corona, CA 92878
Phone: (951) 268-6268
email: counts@countsunlimited.com

LKE023
Site Code: 057-16654

Start Time	12/10/2016 Sat	Eastbound		Hour Totals		Westbound		Hour Totals		Combined Totals	
		Morning	Afternoon	Morning	Afternoon	Morning	Afternoon	Morning	Afternoon	Morning	Afternoon
12:00		0	15			0	4				
12:15		0	9			0	12				
12:30		0	13			0	6				
12:45		0	12	0	49	0	6	0	28	0	77
01:00		0	9			0	3				
01:15		0	15			0	5				
01:30		0	15			0	11				
01:45		0	10	0	49	0	7	0	26	0	75
02:00		0	7			0	6				
02:15		0	13			0	3				
02:30		0	7			0	7				
02:45		0	4	0	31	0	6	0	22	0	53
03:00		0	5			0	6				
03:15		0	10			0	2				
03:30		0	4			0	4				
03:45		0	5	0	24	1	3	1	15	1	39
04:00		1	9			0	5				
04:15		0	7			0	2				
04:30		0	11			1	7				
04:45		0	8	1	35	0	3	1	17	2	52
05:00		0	9			0	1				
05:15		0	6			0	0				
05:30		0	9			0	0				
05:45		0	7	0	31	0	2	0	3	0	34
06:00		1	9			0	3				
06:15		0	1			1	1				
06:30		0	5			0	2				
06:45		1	1	2	16	1	1	2	7	4	23
07:00		0	1			9	0				
07:15		2	1			11	1				
07:30		3	2			9	1				
07:45		1	4	6	8	20	1	49	3	55	11
08:00		1	0			6	1				
08:15		2	2			12	2				
08:30		3	1			10	1				
08:45		1	0	7	3	21	1	49	5	56	8
09:00		3	0			23	0				
09:15		4	1			17	1				
09:30		4	2			14	0				
09:45		2	0	13	3	11	1	65	2	78	5
10:00		6	3			8	4				
10:15		5	0			11	1				
10:30		7	0			11	0				
10:45		11	1	29	4	8	1	38	6	67	10
11:00		3	1			5	0				
11:15		5	0			6	1				
11:30		9	0			11	0				
11:45		12	0	29	1	8	0	30	1	59	2
Total		87	254	87	254	235	135	235	135	322	389
Combined Total		341		341		370		370		711	
AM Peak	-	10:00	-	-	-	08:45	-	-	-	-	-
Vol.	-	29	-	-	-	75	-	-	-	-	-
P.H.F.	-	0.659	-	-	-	0.815	-	-	-	-	-
PM Peak	-	-	00:45	-	-	-	01:15	-	-	-	-
Vol.	-	-	51	-	-	-	29	-	-	-	-
P.H.F.	-	-	0.850	-	-	-	0.604	-	-	-	-
Percentage		25.5%	74.5%			63.5%	36.5%				
ADT/AADT		ADT 711	AADT 711								

Counts Unlimited, Inc.

Page 1

City of Lake Elsinore
Mission Trail
B/ Corydon Road - Bundy Canyon Road
24 Hour Directional Volume Count

PO Box 1178
Corona, CA 92878
Phone: (951) 268-6268
email: counts@countsunlimited.com

LKE015
Site Code: 057-16654

Start Time	12/8/2016 Thu	Northbound		Hour Totals		Southbound		Hour Totals		Combined Totals	
		Morning	Afternoon	Morning	Afternoon	Morning	Afternoon	Morning	Afternoon	Morning	Afternoon
12:00		5	108			9	105				
12:15		6	96			5	107				
12:30		3	107			4	113				
12:45		4	102	18	413	6	128	24	453	42	866
01:00		5	124			5	114				
01:15		9	75			1	129				
01:30		4	125			4	99				
01:45		5	156	23	480	5	129	15	471	38	951
02:00		4	115			1	169				
02:15		6	199			3	153				
02:30		8	147			7	155				
02:45		7	148	25	609	7	171	18	648	43	1257
03:00		5	148			4	127				
03:15		8	162			9	143				
03:30		8	143			9	152				
03:45		15	161	36	614	10	145	32	567	68	1181
04:00		31	157			10	129				
04:15		39	131			25	166				
04:30		37	136			38	125				
04:45		41	140	148	564	36	157	109	577	257	1141
05:00		31	157			30	126				
05:15		45	128			41	131				
05:30		32	122			40	137				
05:45		39	126	147	533	54	108	165	502	312	1035
06:00		65	92			48	103				
06:15		50	116			62	89				
06:30		80	114			89	92				
06:45		95	105	290	427	134	106	333	390	623	817
07:00		135	74			160	71				
07:15		149	64			112	66				
07:30		128	56			113	71				
07:45		134	56	546	250	86	55	471	263	1017	513
08:00		76	52			59	48				
08:15		101	49			74	41				
08:30		101	44			73	54				
08:45		84	33	362	178	76	68	282	211	644	389
09:00		78	51			66	57				
09:15		88	44			99	41				
09:30		86	33			90	32				
09:45		67	30	319	158	86	29	341	159	660	317
10:00		82	27			74	26				
10:15		84	21			97	19				
10:30		100	20			78	20				
10:45		74	29	340	97	80	12	329	77	669	174
11:00		94	15			94	14				
11:15		102	14			108	12				
11:30		103	13			118	13				
11:45		90	6	389	48	103	6	423	45	812	93
Total		2643	4371	2643	4371	2542	4363	2542	4363	5185	8734
Combined Total		7014		7014		6905		6905		13919	
AM Peak	-	07:00	-	-	-	06:45	-	-	-	-	-
Vol.	-	546	-	-	-	519	-	-	-	-	-
P.H.F.	-	0.916	-	-	-	0.811	-	-	-	-	-
PM Peak	-	-	02:15	-	-	-	02:00	-	-	-	-
Vol.	-	-	642	-	-	-	648	-	-	-	-
P.H.F.	-	-	0.807	-	-	-	0.947	-	-	-	-
Percentage		37.7%	62.3%			36.8%	63.2%				
ADT/AADT		ADT 13,919	AADT 13,919								

Counts Unlimited, Inc.

Page 1

City of Lake Elsinore
Mission Trail
B/ Corydon Road - Bundy Canyon Road
24 Hour Directional Volume Count

PO Box 1178
Corona, CA 92878
Phone: (951) 268-6268
email: counts@countsunlimited.com

LKE015
Site Code: 057-16654

Start Time	12/10/2016 Sat	Northbound		Hour Totals		Southbound		Hour Totals		Combined Totals	
		Morning	Afternoon	Morning	Afternoon	Morning	Afternoon	Morning	Afternoon	Morning	Afternoon
12:00		22	100			14	138				
12:15		22	114			21	113				
12:30		14	113			17	98				
12:45		16	119	74	446	16	133	68	482	142	928
01:00		5	111			10	127				
01:15		10	118			13	125				
01:30		11	113			7	108				
01:45		4	109	30	451	11	128	41	488	71	939
02:00		5	118			2	120				
02:15		9	121			7	117				
02:30		6	128			4	116				
02:45		7	118	27	485	6	115	19	468	46	953
03:00		7	90			7	107				
03:15		3	122			8	130				
03:30		7	151			8	136				
03:45		12	107	29	470	3	113	26	486	55	956
04:00		2	117			12	119				
04:15		3	118			16	129				
04:30		3	107			14	134				
04:45		11	91	19	433	12	114	54	496	73	929
05:00		9	102			6	98				
05:15		26	98			23	98				
05:30		24	110			17	98				
05:45		19	99	78	409	18	94	64	388	142	797
06:00		17	106			26	103				
06:15		26	80			43	83				
06:30		29	74			37	68				
06:45		25	69	97	329	30	70	136	324	233	653
07:00		47	78			41	68				
07:15		43	61			57	60				
07:30		67	50			56	50				
07:45		67	62	224	251	49	48	203	226	427	477
08:00		74	63			72	45				
08:15		97	54			74	50				
08:30		84	51			76	45				
08:45		83	62	338	230	60	68	282	208	620	438
09:00		93	54			86	40				
09:15		86	47			93	42				
09:30		104	52			88	53				
09:45		97	40	380	193	75	25	342	160	722	353
10:00		111	33			87	32				
10:15		110	32			106	24				
10:30		125	34			124	33				
10:45		106	37	452	136	114	31	431	120	883	256
11:00		128	33			110	32				
11:15		113	30			113	23				
11:30		119	23			118	30				
11:45		133	15	493	101	144	26	485	111	978	212
Total		2241	3934	2241	3934	2151	3957	2151	3957	4392	7891
Combined Total		6175		6175		6108		6108		12283	
AM Peak	-	11:00	-	-	-	11:00	-	-	-	-	-
Vol.	-	493	-	-	-	485	-	-	-	-	-
P.H.F.	-	0.927	-	-	-	0.842	-	-	-	-	-
PM Peak	-	-	03:15	-	-	-	03:15	-	-	-	-
Vol.	-	-	497	-	-	-	498	-	-	-	-
P.H.F.	-	-	0.823	-	-	-	0.915	-	-	-	-
Percentage		36.3%	63.7%			35.2%	64.8%				
ADT/AADT		ADT 12,283	AADT 12,283								

Counts Unlimited, Inc.

Page 1

City of Lake Elsinore
Bundy Canyon Road
B/ Mission Trail - I-15 Southbound Ramps
24 Hour Directional Volume Count

PO Box 1178
Corona, CA 92878
Phone: (951) 268-6268
email: counts@countsunlimited.com

LKE016
Site Code: 057-16654

Start Time	12/8/2016 Thu	Eastbound		Hour Totals		Westbound		Hour Totals		Combined Totals	
		Morning	Afternoon	Morning	Afternoon	Morning	Afternoon	Morning	Afternoon	Morning	Afternoon
12:00		6	80			4	67				
12:15		6	74			5	72				
12:30		5	79			5	69				
12:45		5	72	22	305	4	90	18	298	40	603
01:00		3	72			10	60				
01:15		4	56			4	72				
01:30		6	81			3	80				
01:45		3	99	16	308	4	69	21	281	37	589
02:00		4	107			7	115				
02:15		2	97			9	91				
02:30		11	123			8	80				
02:45		5	77	22	404	5	96	29	382	51	786
03:00		9	104			4	97				
03:15		10	112			6	104				
03:30		17	114			13	97				
03:45		24	94	60	424	28	124	51	422	111	846
04:00		28	111			42	99				
04:15		42	77			35	104				
04:30		43	119			33	93				
04:45		39	68	152	375	36	121	146	417	298	792
05:00		47	87			36	93				
05:15		36	94			25	73				
05:30		54	93			33	102				
05:45		43	78	180	352	42	83	136	351	316	703
06:00		50	67			39	85				
06:15		77	58			62	70				
06:30		78	58			53	81				
06:45		105	59	310	242	75	58	229	294	539	536
07:00		66	47			75	50				
07:15		68	57			76	52				
07:30		69	51			74	53				
07:45		58	26	261	181	51	45	276	200	537	381
08:00		65	24			68	38				
08:15		56	28			60	38				
08:30		54	44			65	35				
08:45		47	32	222	128	51	52	244	163	466	291
09:00		77	30			57	41				
09:15		49	22			55	30				
09:30		76	16			47	22				
09:45		57	23	259	91	56	29	215	122	474	213
10:00		79	12			45	20				
10:15		50	12			65	23				
10:30		56	7			49	22				
10:45		62	10	247	41	50	18	209	83	456	124
11:00		68	6			59	13				
11:15		73	7			67	14				
11:30		66	7			58	12				
11:45		68	4	275	24	65	5	249	44	524	68
Total		2026	2875	2026	2875	1823	3057	1823	3057	3849	5932
Combined Total		4901		4901		4880		4880		9781	
AM Peak	-	06:15	-	-	-	06:45	-	-	-	-	-
Vol.	-	326	-	-	-	300	-	-	-	-	-
P.H.F.	-	0.776	-	-	-	0.987	-	-	-	-	-
PM Peak	-	-	03:15	-	-	-	03:15	-	-	-	-
Vol.	-	-	431	-	-	-	424	-	-	-	-
P.H.F.	-	-	0.876	-	-	-	0.855	-	-	-	-
Percentage		41.3%	58.7%			37.4%	62.6%				
ADT/AADT		ADT 9,781	AADT 9,781								

Counts Unlimited, Inc.

Page 1

City of Lake Elsinore
Bundy Canyon Road
B/ Mission Trail - I-15 Southbound Ramps
24 Hour Directional Volume Count

PO Box 1178
Corona, CA 92878
Phone: (951) 268-6268
email: counts@countsunlimited.com

LKE016
Site Code: 057-16654

Start Time	12/10/2016 Sat	Eastbound		Hour Totals		Westbound		Hour Totals		Combined Totals	
		Morning	Afternoon	Morning	Afternoon	Morning	Afternoon	Morning	Afternoon	Morning	Afternoon
12:00		10	89			16	79				
12:15		10	66			11	83				
12:30		6	80			16	85				
12:45		12	77	38	312	7	78	50	325	88	637
01:00		10	87			10	73				
01:15		11	74			10	79				
01:30		6	88			5	88				
01:45		4	83	31	332	7	78	32	318	63	650
02:00		6	89			11	84				
02:15		6	102			7	91				
02:30		3	82			7	87				
02:45		10	67	25	340	8	64	33	326	58	666
03:00		8	93			7	99				
03:15		5	96			6	114				
03:30		5	97			10	73				
03:45		8	76	26	362	2	81	25	367	51	729
04:00		14	93			3	101				
04:15		12	97			3	78				
04:30		13	71			11	63				
04:45		8	84	47	345	4	74	21	316	68	661
05:00		22	90			24	78				
05:15		12	65			17	83				
05:30		17	68			18	81				
05:45		24	74	75	297	10	79	69	321	144	618
06:00		31	67			19	63				
06:15		43	56			25	69				
06:30		33	39			23	55				
06:45		22	34	129	196	39	59	106	246	235	442
07:00		50	35			28	57				
07:15		45	33			42	50				
07:30		43	34			45	46				
07:45		47	34	185	136	57	47	172	200	357	336
08:00		62	33			63	51				
08:15		69	36			64	49				
08:30		44	53			50	52				
08:45		62	27	237	149	57	43	234	195	471	344
09:00		81	32			62	51				
09:15		63	42			68	39				
09:30		57	26			60	42				
09:45		57	32	258	132	55	32	245	164	503	296
10:00		84	19			69	29				
10:15		84	27			87	31				
10:30		77	25			80	41				
10:45		82	22	327	93	68	32	304	133	631	226
11:00		87	24			82	27				
11:15		66	21			84	26				
11:30		102	22			87	21				
11:45		90	8	345	75	66	20	319	94	664	169
Total		1723	2769	1723	2769	1610	3005	1610	3005	3333	5774
Combined Total		4492		4492		4615		4615		9107	
AM Peak	-	11:00	-	-	-	10:45	-	-	-	-	-
Vol.	-	345	-	-	-	321	-	-	-	-	-
P.H.F.	-	0.846	-	-	-	0.922	-	-	-	-	-
PM Peak	-	-	03:30	-	-	-	03:15	-	-	-	-
Vol.	-	-	363	-	-	-	369	-	-	-	-
P.H.F.	-	-	0.890	-	-	-	0.809	-	-	-	-
Percentage		38.4%	61.6%			34.9%	65.1%				
ADT/AADT		ADT 9,107	AADT 9,107								

Counts Unlimited, Inc.

Page 1

City of Lake Elsinore
Corydon Road
B/ Cereal Street - Palomar Street
24 Hour Directional Volume Count

PO Box 1178
Corona, CA 92878
Phone: (951) 268-6268
email: counts@countsunlimited.com

LKE017
Site Code: 057-16654

Start Time	12/8/2016 Thu	Northbound		Hour Totals		Southbound		Hour Totals		Combined Totals	
		Morning	Afternoon	Morning	Afternoon	Morning	Afternoon	Morning	Afternoon	Morning	Afternoon
12:00		13	107			19	106				
12:15		2	108			13	95				
12:30		5	109			10	88				
12:45		1	88	21	412	13	116	55	405	76	817
01:00		7	114			10	127				
01:15		4	103			11	129				
01:30		4	154			7	128				
01:45		2	158	17	529	6	123	34	507	51	1036
02:00		4	134			7	120				
02:15		5	131			8	156				
02:30		7	155			8	144				
02:45		5	144	21	564	8	165	31	585	52	1149
03:00		11	146			4	148				
03:15		19	175			8	150				
03:30		14	147			8	155				
03:45		32	183	76	651	21	156	41	609	117	1260
04:00		39	139			31	160				
04:15		40	144			58	160				
04:30		32	130			70	165				
04:45		56	165	167	578	61	164	220	649	387	1227
05:00		50	129			56	170				
05:15		64	170			47	140				
05:30		71	146			36	146				
05:45		76	135	261	580	32	136	171	592	432	1172
06:00		76	135			52	120				
06:15		103	139			59	126				
06:30		105	112			70	114				
06:45		116	106	400	492	84	113	265	473	665	965
07:00		136	99			121	101				
07:15		169	94			136	103				
07:30		183	78			113	94				
07:45		139	61	627	332	83	83	453	381	1080	713
08:00		103	53			75	92				
08:15		97	48			83	91				
08:30		117	54			82	74				
08:45		99	52	416	207	109	91	349	348	765	555
09:00		94	40			80	76				
09:15		130	42			76	67				
09:30		87	28			103	47				
09:45		132	27	443	137	85	44	344	234	787	371
10:00		106	26			69	37				
10:15		106	17			89	27				
10:30		89	15			88	42				
10:45		86	20	387	78	99	39	345	145	732	223
11:00		95	19			99	38				
11:15		102	12			105	25				
11:30		118	12			109	22				
11:45		113	7	428	50	101	21	414	106	842	156
Total		3264	4610	3264	4610	2722	5034	2722	5034	5986	9644
Combined Total		7874		7874		7756		7756		15630	
AM Peak	-	07:00	-	-	-	06:45	-	-	-	-	-
Vol.	-	627	-	-	-	454	-	-	-	-	-
P.H.F.	-	0.857	-	-	-	0.835	-	-	-	-	-
PM Peak	-	-	03:00	-	-	-	04:15	-	-	-	-
Vol.	-	-	651	-	-	-	659	-	-	-	-
P.H.F.	-	-	0.889	-	-	-	0.969	-	-	-	-
Percentage		41.5%	58.5%			35.1%	64.9%				
ADT/AADT		ADT 15,630	AADT 15,630								

Counts Unlimited, Inc.

Page 1

City of Lake Elsinore
Corydon Road
B/ Cereal Street - Palomar Street
24 Hour Directional Volume Count

PO Box 1178
Corona, CA 92878
Phone: (951) 268-6268
email: counts@countsunlimited.com

LKE017
Site Code: 057-16654

Start Time	12/10/2016 Sat	Northbound		Hour Totals		Southbound		Hour Totals		Combined Totals	
		Morning	Afternoon	Morning	Afternoon	Morning	Afternoon	Morning	Afternoon	Morning	Afternoon
12:00		17	131			31	130				
12:15		14	163			29	107				
12:30		15	142			27	115				
12:45		16	135	62	571	24	115	111	467	173	1038
01:00		10	113			14	136				
01:15		12	147			16	137				
01:30		14	125			14	145				
01:45		13	148	49	533	16	146	60	564	109	1097
02:00		8	134			10	126				
02:15		8	124			11	152				
02:30		8	139			16	133				
02:45		7	136	31	533	11	161	48	572	79	1105
03:00		8	144			14	124				
03:15		10	112			3	146				
03:30		11	152			9	158				
03:45		4	125	33	533	9	156	35	584	68	1117
04:00		22	136			8	148				
04:15		19	132			1	163				
04:30		10	135			8	139				
04:45		18	119	69	522	14	143	31	593	100	1115
05:00		17	120			11	128				
05:15		33	119			21	116				
05:30		43	116			13	123				
05:45		39	106	132	461	25	96	70	463	202	924
06:00		46	89			10	130				
06:15		53	98			29	90				
06:30		40	73			33	80				
06:45		50	55	189	315	25	106	97	406	286	721
07:00		62	63			44	100				
07:15		81	59			49	87				
07:30		95	54			42	86				
07:45		91	51	329	227	67	82	202	355	531	582
08:00		92	55			70	83				
08:15		116	58			67	68				
08:30		118	45			68	64				
08:45		97	46	423	204	82	79	287	294	710	498
09:00		141	65			88	70				
09:15		145	48			95	75				
09:30		143	59			97	74				
09:45		118	42	547	214	111	54	391	273	938	487
10:00		124	38			115	58				
10:15		152	26			110	44				
10:30		135	23			143	52				
10:45		117	26	528	113	113	53	481	207	1009	320
11:00		134	32			134	46				
11:15		129	25			103	36				
11:30		141	21			104	44				
11:45		132	18	536	96	141	32	482	158	1018	254
Total		2928	4322	2928	4322	2295	4936	2295	4936	5223	9258
Combined Total		7250		7250		7231		7231		14481	
AM Peak	-	09:00	-	-	-	10:15	-	-	-	-	-
Vol.	-	547	-	-	-	500	-	-	-	-	-
P.H.F.	-	0.943				0.874					
PM Peak	-	-	12:00	-	-	-	03:30	-	-	-	-
Vol.	-	-	571	-	-	-	625	-	-	-	-
P.H.F.	-	-	0.876			-	0.959				
Percentage		40.4%	59.6%			31.7%	68.3%				
ADT/AADT		ADT 14,481	AADT 14,481								

Counts Unlimited, Inc.

Page 1

City of Lake Elsinore
Mission Trail
B/ Bundy Canyon Road - Palomar Street
24 Hour Directional Volume Count

PO Box 1178
Corona, CA 92878
Phone: (951) 268-6268
email: counts@countsunlimited.com

LKE018
Site Code: 057-16654

Start Time	12/8/2016 Thu	Northbound		Hour Totals		Southbound		Hour Totals		Combined Totals	
		Morning	Afternoon	Morning	Afternoon	Morning	Afternoon	Morning	Afternoon	Morning	Afternoon
12:00		0	68			3	60				
12:15		0	55			2	59				
12:30		5	70			5	81				
12:45		0	52	5	245	5	71	15	271	20	516
01:00		0	53			1	77				
01:15		3	50			3	94				
01:30		2	75			2	73				
01:45		5	98	10	276	3	83	9	327	19	603
02:00		2	72			2	102				
02:15		1	130			2	97				
02:30		3	92			5	94				
02:45		4	95	10	389	4	82	13	375	23	764
03:00		3	86			3	81				
03:15		4	99			1	82				
03:30		7	85			3	92				
03:45		10	89	24	359	2	78	9	333	33	692
04:00		13	67			4	76				
04:15		11	75			5	93				
04:30		10	72			5	82				
04:45		13	91	47	305	9	95	23	346	70	651
05:00		15	73			6	88				
05:15		25	69			7	91				
05:30		16	75			13	73				
05:45		34	71	90	288	23	57	49	309	139	597
06:00		32	41			21	62				
06:15		35	58			30	61				
06:30		46	64			44	55				
06:45		71	53	184	216	94	63	189	241	373	457
07:00		96	35			84	46				
07:15		97	30			78	46				
07:30		75	30			76	38				
07:45		89	32	357	127	47	39	285	169	642	296
08:00		51	21			32	39				
08:15		53	25			34	35				
08:30		59	23			33	31				
08:45		37	13	200	82	45	42	144	147	344	229
09:00		54	17			47	46				
09:15		50	13			44	25				
09:30		44	17			51	26				
09:45		44	14	192	61	43	21	185	118	377	179
10:00		55	14			42	19				
10:15		61	6			50	17				
10:30		57	2			49	7				
10:45		40	6	213	28	56	11	197	54	410	82
11:00		59	2			49	7				
11:15		62	3			58	9				
11:30		65	2			75	7				
11:45		45	2	231	9	61	12	243	35	474	44
Total		1563	2385	1563	2385	1361	2725	1361	2725	2924	5110
Combined Total		3948		3948		4086		4086		8034	
AM Peak	-	07:00	-	-	-	06:45	-	-	-	-	-
Vol.	-	357	-	-	-	332	-	-	-	-	-
P.H.F.	-	0.920	-	-	-	0.883	-	-	-	-	-
PM Peak	-	-	02:15	-	-	-	01:45	-	-	-	-
Vol.	-	-	403	-	-	-	376	-	-	-	-
P.H.F.	-	-	0.775	-	-	-	0.922	-	-	-	-
Percentage		39.6%	60.4%			33.3%	66.7%				
ADT/AADT		ADT 8,034	AADT 8,034								

Counts Unlimited, Inc.

Page 1

City of Lake Elsinore
Mission Trail
B/ Bundy Canyon Road - Palomar Street
24 Hour Directional Volume Count

PO Box 1178
Corona, CA 92878
Phone: (951) 268-6268
email: counts@countsunlimited.com

LKE018
Site Code: 057-16654

Start Time	12/10/2016 Sat	Northbound		Hour Totals		Southbound		Hour Totals		Combined Totals	
		Morning	Afternoon	Morning	Afternoon	Morning	Afternoon	Morning	Afternoon	Morning	Afternoon
12:00		8	56			7	72				
12:15		9	71			16	66				
12:30		4	59			12	71				
12:45		4	65	25	251	12	78	47	287	72	538
01:00		2	57			5	69				
01:15		3	61			4	66				
01:30		5	71			5	69				
01:45		1	45	11	234	6	77	20	281	31	515
02:00		1	71			3	63				
02:15		1	63			5	64				
02:30		0	75			2	73				
02:45		1	61	3	270	4	66	14	266	17	536
03:00		2	49			3	61				
03:15		4	76			9	76				
03:30		5	64			4	72				
03:45		3	57	14	246	2	57	18	266	32	512
04:00		1	66			5	70				
04:15		1	49			3	82				
04:30		2	46			6	67				
04:45		6	62	10	223	4	67	18	286	28	509
05:00		5	60			2	53				
05:15		9	61			6	55				
05:30		8	45			9	44				
05:45		8	56	30	222	8	57	25	209	55	431
06:00		14	50			8	67				
06:15		15	44			16	50				
06:30		30	41			21	42				
06:45		23	27	82	162	15	55	60	214	142	376
07:00		18	32			27	44				
07:15		28	26			26	50				
07:30		48	20			37	26				
07:45		49	27	143	105	31	31	121	151	264	256
08:00		47	24			47	29				
08:15		55	22			39	37				
08:30		46	29			45	32				
08:45		56	31	204	106	40	36	171	134	375	240
09:00		56	26			41	28				
09:15		57	15			49	29				
09:30		63	28			54	24				
09:45		64	17	240	86	40	23	184	104	424	190
10:00		72	23			50	25				
10:15		71	23			55	18				
10:30		60	13			63	17				
10:45		57	10	260	69	71	26	239	86	499	155
11:00		80	12			62	14				
11:15		66	14			67	17				
11:30		64	8			70	19				
11:45		86	6	296	40	90	15	289	65	585	105
Total		1318	2014	1318	2014	1206	2349	1206	2349	2524	4363
Combined Total		3332		3332		3555		3555		6887	
AM Peak Vol.	-	11:00 296	-	-	-	11:00 289	-	-	-	-	-
P.H.F.	-	0.860	-	-	-	0.803	-	-	-	-	-
PM Peak Vol.	-	-	02:00 270	-	-	-	12:00 287	-	-	-	-
P.H.F.	-	-	0.900	-	-	-	0.920	-	-	-	-
Percentage		39.6%	60.4%			33.9%	66.1%				
ADT/AADT		ADT 6,887	AADT 6,887								

Counts Unlimited, Inc.

Page 1

City of Lake Elsinore
Palomar Street
B/ Corydon Road - Mission Trail
24 Hour Directional Volume Count

PO Box 1178
Corona, CA 92878
Phone: (951) 268-6268
email: counts@countsunlimited.com

LKE019
Site Code: 057-16654

Start Time	12/8/2016 Thu	Eastbound		Hour Totals		Westbound		Hour Totals		Combined Totals	
		Morning	Afternoon	Morning	Afternoon	Morning	Afternoon	Morning	Afternoon	Morning	Afternoon
12:00		0	6			1	18				
12:15		1	14			1	15				
12:30		0	15			0	17				
12:45		0	24	1	59	0	18	2	68	3	127
01:00		1	24			3	35				
01:15		1	51			3	28				
01:30		0	24			5	42				
01:45		1	23	3	122	1	20	12	125	15	247
02:00		1	31			3	34				
02:15		0	28			1	50				
02:30		1	25			0	48				
02:45		1	24	3	108	1	48	5	180	8	288
03:00		0	31			2	35				
03:15		1	22			1	46				
03:30		2	32			3	31				
03:45		5	22	8	107	1	43	7	155	15	262
04:00		8	19			7	35				
04:15		10	26			7	31				
04:30		3	39			7	38				
04:45		4	22	25	106	5	44	26	148	51	254
05:00		9	29			5	34				
05:15		12	15			4	37				
05:30		10	17			4	26				
05:45		15	17	46	78	17	27	30	124	76	202
06:00		20	22			16	36				
06:15		37	16			20	34				
06:30		50	13			28	32				
06:45		49	12	156	63	49	21	113	123	269	186
07:00		49	9			67	22				
07:15		42	8			36	17				
07:30		39	7			24	18				
07:45		29	11	159	35	9	14	136	71	295	106
08:00		20	11			13	19				
08:15		19	10			19	12				
08:30		16	11			13	12				
08:45		21	8	76	40	18	16	63	59	139	99
09:00		19	6			15	12				
09:15		20	5			20	12				
09:30		22	4			14	10				
09:45		17	5	78	20	28	14	77	48	155	68
10:00		15	3			15	9				
10:15		13	3			14	5				
10:30		10	3			17	8				
10:45		18	4	56	13	25	6	71	28	127	41
11:00		22	2			20	8				
11:15		12	4			24	4				
11:30		18	3			17	3				
11:45		20	4	72	13	23	4	84	19	156	32
Total		683	764	683	764	626	1148	626	1148	1309	1912
Combined Total		1447		1447		1774		1774		3221	
AM Peak	-	06:30	-	-	-	06:30	-	-	-	-	-
Vol.	-	190	-	-	-	180	-	-	-	-	-
P.H.F.	-	0.950	-	-	-	0.672	-	-	-	-	-
PM Peak	-	-	01:15	-	-	-	02:15	-	-	-	-
Vol.	-	-	129	-	-	-	181	-	-	-	-
P.H.F.	-	-	0.632	-	-	-	0.905	-	-	-	-
Percentage		47.2%	52.8%			35.3%	64.7%				
ADT/AADT		ADT 3,221	AADT 3,221								

Counts Unlimited, Inc.

Page 1

City of Lake Elsinore
Palomar Street
B/ Corydon Road - Mission Trail
24 Hour Directional Volume Count

PO Box 1178
Corona, CA 92878
Phone: (951) 268-6268
email: counts@countsunlimited.com

LKE019
Site Code: 057-16654

Start Time	12/10/2016 Sat	Eastbound		Hour Totals		Westbound		Hour Totals		Combined Totals	
		Morning	Afternoon	Morning	Afternoon	Morning	Afternoon	Morning	Afternoon	Morning	Afternoon
12:00		4	15			4	29				
12:15		1	21			9	24				
12:30		3	13			3	27				
12:45		3	16	11	65	6	16	22	96	33	161
01:00		0	21			5	26				
01:15		0	27			5	34				
01:30		1	22			9	31				
01:45		0	28	1	98	6	29	25	120	26	218
02:00		1	20			1	19				
02:15		3	19			4	19				
02:30		1	21			1	25				
02:45		0	18	5	78	2	25	8	88	13	166
03:00		2	21			4	30				
03:15		2	26			1	35				
03:30		0	19			2	29				
03:45		1	28	5	94	6	26	13	120	18	214
04:00		0	18			5	41				
04:15		3	27			1	26				
04:30		2	27			2	45				
04:45		3	25	8	97	3	24	11	136	19	233
05:00		9	23			1	29				
05:15		3	12			3	19				
05:30		6	14			7	19				
05:45		6	15	24	64	3	16	14	83	38	147
06:00		12	16			11	22				
06:15		10	10			9	17				
06:30		8	6			8	16				
06:45		18	14	48	46	14	16	42	71	90	117
07:00		21	12			12	13				
07:15		18	14			22	18				
07:30		11	11			12	14				
07:45		24	8	74	45	14	13	60	58	134	103
08:00		14	11			14	9				
08:15		21	8			18	16				
08:30		21	8			21	13				
08:45		15	4	71	31	21	15	74	53	145	84
09:00		20	10			18	11				
09:15		25	12			26	15				
09:30		32	9			25	14				
09:45		26	6	103	37	17	20	86	60	189	97
10:00		22	7			23	9				
10:15		25	2			25	12				
10:30		27	5			36	13				
10:45		23	2	97	16	23	6	107	40	204	56
11:00		24	4			28	10				
11:15		29	2			20	8				
11:30		22	7			22	5				
11:45		23	2	98	15	29	4	99	27	197	42
Total		545	686	545	686	561	952	561	952	1106	1638
Combined Total		1231		1231		1513		1513		2744	
AM Peak	-	09:15	-	-	-	10:15	-	-	-	-	-
Vol.	-	105	-	-	-	112	-	-	-	-	-
P.H.F.	-	0.820	-	-	-	0.778	-	-	-	-	-
PM Peak	-	-	04:15	-	-	-	03:45	-	-	-	-
Vol.	-	-	102	-	-	-	138	-	-	-	-
P.H.F.	-	-	0.944	-	-	-	0.767	-	-	-	-
Percentage		44.3%	55.7%			37.1%	62.9%				
ADT/AADT		ADT 2,744		AADT 2,744							

Counts Unlimited, Inc.

Page 1

City of Lake Elsinore
Stoneman Street
N/ Grand Avenue
24 Hour Directional Volume Count

PO Box 1178
Corona, CA 92878
Phone: (951) 268-6268
email: counts@countsunlimited.com

LKE022
Site Code: 057-16654

Start Time	12/8/2016 Thu	Northbound		Hour Totals		Southbound		Hour Totals		Combined Totals	
		Morning	Afternoon	Morning	Afternoon	Morning	Afternoon	Morning	Afternoon	Morning	Afternoon
12:00		1	5			1	1				
12:15		0	9			1	2				
12:30		0	5			0	3				
12:45		0	7	1	26	0	6	2	12	3	38
01:00		0	7			0	6				
01:15		1	8			0	4				
01:30		0	2			1	9				
01:45		0	12	1	29	0	7	1	26	2	55
02:00		0	10			0	5				
02:15		1	8			0	4				
02:30		0	8			0	9				
02:45		0	10	1	36	0	7	0	25	1	61
03:00		0	12			0	12				
03:15		0	9			2	9				
03:30		1	7			0	5				
03:45		1	12	2	40	1	6	3	32	5	72
04:00		0	22			4	3				
04:15		0	6			3	2				
04:30		1	7			7	6				
04:45		0	6	1	41	3	3	17	14	18	55
05:00		0	6			4	4				
05:15		3	9			4	6				
05:30		0	9			2	10				
05:45		1	7	4	31	3	5	13	25	17	56
06:00		1	7			4	9				
06:15		4	7			2	1				
06:30		2	8			7	5				
06:45		4	8	11	30	9	4	22	19	33	49
07:00		5	8			6	2				
07:15		2	7			8	3				
07:30		14	4			11	3				
07:45		10	4	31	23	7	0	32	8	63	31
08:00		4	8			4	2				
08:15		1	5			5	2				
08:30		1	4			3	4				
08:45		4	4	10	21	5	4	17	12	27	33
09:00		2	2			1	2				
09:15		4	4			5	3				
09:30		3	5			3	4				
09:45		2	3	11	14	6	0	15	9	26	23
10:00		3	7			4	1				
10:15		2	5			8	2				
10:30		0	2			4	2				
10:45		5	2	10	16	1	2	17	7	27	23
11:00		0	1			1	1				
11:15		10	3			6	2				
11:30		2	1			8	1				
11:45		3	0	15	5	2	1	17	5	32	10
Total		98	312	98	312	156	194	156	194	254	506
Combined Total		410		410		350		350		760	
AM Peak	-	07:00	-	-	-	06:45	-	-	-	-	-
Vol.	-	31	-	-	-	34	-	-	-	-	-
P.H.F.	-	0.554	-	-	-	0.773	-	-	-	-	-
PM Peak	-	-	03:15	-	-	-	02:30	-	-	-	-
Vol.	-	-	50	-	-	-	37	-	-	-	-
P.H.F.	-	-	0.568	-	-	-	0.771	-	-	-	-
Percentage		23.9%	76.1%			44.6%	55.4%				
ADT/AADT		ADT 760	AADT 760								

Counts Unlimited, Inc.

Page 1

City of Lake Elsinore
Stoneman Street
N/ Grand Avenue
24 Hour Directional Volume Count

PO Box 1178
Corona, CA 92878
Phone: (951) 268-6268
email: counts@countsunlimited.com

LKE022A
Site Code: 057-16654

Start Time	12/17/2016 Sat	Northbound		Hour Totals		Southbound		Hour Totals		Combined Totals	
		Morning	Afternoon	Morning	Afternoon	Morning	Afternoon	Morning	Afternoon	Morning	Afternoon
12:00		2	4			0	6				
12:15		1	6			0	4				
12:30		2	9			1	8				
12:45		0	5	5	24	2	11	3	29	8	53
01:00		1	10			1	6				
01:15		1	5			0	6				
01:30		0	10			0	10				
01:45		0	7	2	32	0	5	1	27	3	59
02:00		0	7			0	10				
02:15		1	3			0	1				
02:30		0	7			0	13				
02:45		0	5	1	22	1	5	1	29	2	51
03:00		0	9			0	8				
03:15		0	8			0	5				
03:30		0	6			0	1				
03:45		0	4	0	27	2	4	2	18	2	45
04:00		0	6			0	6				
04:15		0	13			1	6				
04:30		0	7			2	5				
04:45		0	3	0	29	0	8	3	25	3	54
05:00		0	4			0	7				
05:15		0	5			0	5				
05:30		0	4			2	9				
05:45		1	7	1	20	2	2	4	23	5	43
06:00		2	12			3	7				
06:15		1	1			1	5				
06:30		1	8			0	7				
06:45		1	6	5	27	2	3	6	22	11	49
07:00		2	11			1	1				
07:15		0	5			2	4				
07:30		3	3			1	9				
07:45		1	6	6	25	6	5	10	19	16	44
08:00		2	3			6	6				
08:15		5	5			4	3				
08:30		1	5			7	4				
08:45		7	4	15	17	3	4	20	17	35	34
09:00		3	1			8	2				
09:15		5	5			4	1				
09:30		5	5			3	1				
09:45		3	3	16	14	10	1	25	5	41	19
10:00		5	9			5	3				
10:15		6	4			2	2				
10:30		8	4			8	3				
10:45		5	3	24	20	11	0	26	8	50	28
11:00		10	4			5	3				
11:15		11	5			6	0				
11:30		5	1			5	0				
11:45		5	0	31	10	8	1	24	4	55	14
Total		106	267	106	267	125	226	125	226	231	493
Combined Total		373		373		351		351		724	
AM Peak	-	10:30	-	-	-	10:30	-	-	-	-	-
Vol.	-	34	-	-	-	30	-	-	-	-	-
P.H.F.	-	0.773	-	-	-	0.682	-	-	-	-	-
PM Peak	-	-	01:00	-	-	-	00:45	-	-	-	-
Vol.	-	-	32	-	-	-	33	-	-	-	-
P.H.F.	-	-	0.800	-	-	-	0.750	-	-	-	-
Percentage		28.4%	71.6%			35.6%	64.4%				
ADT/AADT		ADT 724	AADT 724								

Counts Unlimited, Inc.

Page 1

City of Lake Elsinore
Skylark Drive
N/ Grand Avenue
24 Hour Directional Volume Count

PO Box 1178
Corona, CA 92878
Phone: (951) 268-6268
email: counts@countsunlimited.com

LKE024
Site Code: 057-16654

Start Time	12/8/2016 Thu	Northbound		Hour Totals		Southbound		Hour Totals		Combined Totals	
		Morning	Afternoon	Morning	Afternoon	Morning	Afternoon	Morning	Afternoon	Morning	Afternoon
12:00		1	1			1	1				
12:15		1	3			0	2				
12:30		1	0			0	2				
12:45		0	2	3	6	0	0	1	5	4	11
01:00		0	1			0	0				
01:15		0	1			1	0				
01:30		0	1			0	0				
01:45		0	1	0	4	0	1	1	1	1	5
02:00		0	0			0	0				
02:15		0	2			0	3				
02:30		0	0			0	2				
02:45		0	2	0	4	0	0	0	5	0	9
03:00		0	2			0	0				
03:15		0	4			0	5				
03:30		0	7			0	3				
03:45		0	1	0	14	0	3	0	11	0	25
04:00		0	2			0	2				
04:15		0	4			0	1				
04:30		0	1			1	3				
04:45		0	1	0	8	1	2	2	8	2	16
05:00		0	3			0	0				
05:15		0	1			0	2				
05:30		0	2			0	3				
05:45		2	2	2	8	2	1	2	6	4	14
06:00		0	1			2	1				
06:15		1	2			1	0				
06:30		2	0			2	3				
06:45		0	1	3	4	2	3	7	7	10	11
07:00		2	3			1	0				
07:15		1	0			4	0				
07:30		3	1			0	1				
07:45		1	3	7	7	2	0	7	1	14	8
08:00		0	1			0	1				
08:15		2	2			3	0				
08:30		1	0			3	0				
08:45		0	6	3	9	3	4	9	5	12	14
09:00		1	0			1	0				
09:15		3	1			5	0				
09:30		0	0			1	0				
09:45		1	0	5	1	2	0	9	0	14	1
10:00		5	0			3	0				
10:15		3	0			5	0				
10:30		4	1			2	0				
10:45		1	0	13	1	7	2	17	2	30	3
11:00		0	1			1	0				
11:15		1	3			1	0				
11:30		2	0			0	0				
11:45		2	0	5	4	1	0	3	0	8	4
Total		41	70	41	70	58	51	58	51	99	121
Combined Total		111		111		109		109		220	
AM Peak	-	09:45	-	-	-	10:00	-	-	-	-	-
Vol.	-	13	-	-	-	17	-	-	-	-	-
P.H.F.	-	0.650	-	-	-	0.607	-	-	-	-	-
PM Peak	-	-	02:45	-	-	-	03:15	-	-	-	-
Vol.	-	-	15	-	-	-	13	-	-	-	-
P.H.F.	-	-	0.536	-	-	-	0.650	-	-	-	-
Percentage		36.9%	63.1%			53.2%	46.8%				
ADT/AADT		ADT 220	AADT 220								

Counts Unlimited, Inc.

Page 1

City of Lake Elsinore
Skylark Drive
N/ Grand Avenue
24 Hour Directional Volume Count

PO Box 1178
Corona, CA 92878
Phone: (951) 268-6268
email: counts@countsunlimited.com

LKE024
Site Code: 057-16654

Start Time	12/10/2016 Sat	Northbound		Hour Totals		Southbound		Hour Totals		Combined Totals	
		Morning	Afternoon	Morning	Afternoon	Morning	Afternoon	Morning	Afternoon	Morning	Afternoon
12:00		0	0			0	0				
12:15		0	3			0	2				
12:30		0	3			0	2				
12:45		0	4	0	10	0	2	0	6	0	16
01:00		0	1			0	0				
01:15		0	0			0	1				
01:30		1	2			0	3				
01:45		0	2	1	5	0	1	0	5	1	10
02:00		0	1			0	1				
02:15		0	1			0	1				
02:30		1	1			0	0				
02:45		1	2	2	5	0	2	0	4	2	9
03:00		0	0			0	0				
03:15		0	0			0	0				
03:30		0	1			0	1				
03:45		0	0	0	1	0	1	0	2	0	3
04:00		0	6			0	4				
04:15		0	4			0	5				
04:30		0	3			0	2				
04:45		0	3	0	16	0	4	0	15	0	31
05:00		0	1			0	3				
05:15		0	4			0	1				
05:30		0	1			0	0				
05:45		0	3	0	9	0	1	0	5	0	14
06:00		1	1			1	0				
06:15		0	2			0	2				
06:30		0	3			0	3				
06:45		2	1	3	7	2	1	3	6	6	13
07:00		0	3			1	0				
07:15		1	2			2	1				
07:30		3	1			2	0				
07:45		2	0	6	6	1	1	6	2	12	8
08:00		1	4			2	1				
08:15		2	4			2	2				
08:30		4	2			4	6				
08:45		0	2	7	12	2	5	10	14	17	26
09:00		4	0			2	0				
09:15		4	1			3	1				
09:30		1	0			1	0				
09:45		2	0	11	1	0	0	6	1	17	2
10:00		1	1			4	1				
10:15		2	1			3	1				
10:30		1	0			1	0				
10:45		4	0	8	2	1	0	9	2	17	4
11:00		4	1			4	2				
11:15		2	0			3	0				
11:30		0	2			4	0				
11:45		2	1	8	4	3	1	14	3	22	7
Total		46	78	46	78	48	65	48	65	94	143
Combined Total		124		124		113		113		237	
AM Peak	-	08:30	-	-	-	11:00	-	-	-	-	-
Vol.	-	12	-	-	-	14	-	-	-	-	-
P.H.F.	-	0.750	-	-	-	0.875	-	-	-	-	-
PM Peak	-	-	04:00	-	-	-	04:00	-	-	-	-
Vol.	-	-	16	-	-	-	15	-	-	-	-
P.H.F.	-	-	0.667	-	-	-	0.750	-	-	-	-
Percentage		37.1%	62.9%			42.5%	57.5%				
ADT/AADT		ADT 237	AADT 237								

Counts Unlimited, Inc.

Page 1

City of Lake Elsinore
Corydon Road
B/ Palomar Street - Grand Avenue
24 Hour Directional Volume Count

PO Box 1178
Corona, CA 92878
Phone: (951) 268-6268
email: counts@countsunlimited.com

LKE020
Site Code: 057-16654

Start Time	12/8/2016 Thu	Northbound		Hour Totals		Southbound		Hour Totals		Combined Totals	
		Morning	Afternoon	Morning	Afternoon	Morning	Afternoon	Morning	Afternoon	Morning	Afternoon
12:00		4	72			11	81				
12:15		4	77			8	78				
12:30		3	82			2	70				
12:45		2	74	13	305	13	69	34	298	47	603
01:00		1	93			8	91				
01:15		1	75			7	97				
01:30		3	103			5	114				
01:45		2	121	7	392	4	101	24	403	31	795
02:00		1	102			6	92				
02:15		3	90			5	117				
02:30		1	129			2	112				
02:45		3	103	8	424	2	125	15	446	23	870
03:00		8	95			2	113				
03:15		8	151			5	118				
03:30		8	124			8	107				
03:45		13	135	37	505	15	118	30	456	67	961
04:00		17	118			30	127				
04:15		14	108			51	126				
04:30		16	92			78	125				
04:45		32	141	79	459	71	130	230	508	309	967
05:00		24	109			50	120				
05:15		46	126			45	113				
05:30		40	124			30	114				
05:45		38	120	148	479	31	97	156	444	304	923
06:00		51	111			51	75				
06:15		58	113			60	90				
06:30		71	102			80	96				
06:45		98	94	278	420	100	80	291	341	569	761
07:00		99	84			103	69				
07:15		116	77			124	82				
07:30		120	61			108	53				
07:45		80	57	415	279	79	64	414	268	829	547
08:00		60	39			62	66				
08:15		56	44			64	63				
08:30		84	58			71	54				
08:45		77	51	277	192	78	67	275	250	552	442
09:00		62	32			62	61				
09:15		101	29			66	58				
09:30		63	22			72	34				
09:45		70	32	296	115	64	27	264	180	560	295
10:00		73	13			59	24				
10:15		60	12			63	21				
10:30		70	13			67	30				
10:45		49	13	252	51	70	26	259	101	511	152
11:00		57	17			86	27				
11:15		84	11			92	18				
11:30		75	9			75	13				
11:45		77	6	293	43	68	16	321	74	614	117
Total		2103	3664	2103	3664	2313	3769	2313	3769	4416	7433
Combined Total		5767		5767		6082		6082		11849	
AM Peak	-	06:45	-	-	-	06:45	-	-	-	-	-
Vol.	-	433	-	-	-	435	-	-	-	-	-
P.H.F.	-	0.902	-	-	-	0.877	-	-	-	-	-
PM Peak	-	-	03:15	-	-	-	04:00	-	-	-	-
Vol.	-	-	528	-	-	-	508	-	-	-	-
P.H.F.	-	-	0.874	-	-	-	0.977	-	-	-	-
Percentage		36.5%	63.5%			38.0%	62.0%				
ADT/AADT		ADT 11,849	AADT 11,849								

Counts Unlimited, Inc.

Page 1

City of Lake Elsinore
Corydon Road
B/ Palomar Street - Grand Avenue
24 Hour Directional Volume Count

PO Box 1178
Corona, CA 92878
Phone: (951) 268-6268
email: counts@countsunlimited.com

LKE020
Site Code: 057-16654

Start Time	12/10/2016 Sat	Northbound		Hour Totals		Southbound		Hour Totals		Combined Totals	
		Morning	Afternoon	Morning	Afternoon	Morning	Afternoon	Morning	Afternoon	Morning	Afternoon
12:00		11	106			18	101				
12:15		11	112			22	80				
12:30		8	107			18	85				
12:45		8	91	38	416	19	81	77	347	115	763
01:00		5	82			8	98				
01:15		8	102			8	118				
01:30		7	106			12	112				
01:45		7	110	27	400	16	123	44	451	71	851
02:00		5	106			8	94				
02:15		6	90			6	116				
02:30		6	106			11	91				
02:45		6	103	23	405	9	131	34	432	57	837
03:00		6	92			10	106				
03:15		6	99			4	100				
03:30		5	122			4	116				
03:45		2	88	19	401	7	126	25	448	44	849
04:00		11	93			9	108				
04:15		17	99			3	117				
04:30		9	108			7	117				
04:45		11	84	48	384	15	104	34	446	82	830
05:00		7	89			11	113				
05:15		21	101			16	98				
05:30		26	89			11	93				
05:45		22	91	76	370	29	72	67	376	143	746
06:00		34	64			9	91				
06:15		40	78			23	75				
06:30		33	56			32	60				
06:45		37	42	144	240	24	80	88	306	232	546
07:00		52	55			42	87				
07:15		60	38			46	65				
07:30		70	48			46	45				
07:45		57	41	239	182	51	66	185	263	424	445
08:00		61	39			70	51				
08:15		89	47			47	54				
08:30		69	41			66	49				
08:45		69	42	288	169	62	61	245	215	533	384
09:00		98	53			71	47				
09:15		98	42			66	56				
09:30		98	43			78	58				
09:45		81	31	375	169	82	46	297	207	672	376
10:00		93	26			92	36				
10:15		113	25			90	29				
10:30		109	17			126	35				
10:45		75	20	390	88	105	39	413	139	803	227
11:00		108	29			106	28				
11:15		84	25			89	32				
11:30		98	19			76	31				
11:45		99	16	389	89	105	24	376	115	765	204
Total		2056	3313	2056	3313	1885	3745	1885	3745	3941	7058
Combined Total		5369		5369		5630		5630		10999	
AM Peak	-	10:15	-	-	-	10:15	-	-	-	-	-
Vol.	-	405	-	-	-	427	-	-	-	-	-
P.H.F.	-	0.896				0.847					
PM Peak	-	-	01:15	-	-	-	03:45	-	-	-	-
Vol.	-	-	424	-	-	-	468	-	-	-	-
P.H.F.	-	-	0.946			-	0.929				
Percentage		38.3%	61.7%			33.5%	66.5%				
ADT/AADT		ADT 10,999	AADT 10,999								